South High Community School

170 Apricot Street, Worcester, MA 01603

FINAL BID PACKAGE



ARCHITECTS ILLUSTRATION - NOT FOR CONSTUCTION

STATE

M.S.B.A.
MASSACHUSETTS SCHOOL BOARD AUTHORITY
40 BROAD STREET, SUITE 500
BOSTON, MA 02109
TELEPHONE: (617) 720-4466

COMMISSIONING AGENT
HORIZON ENGINEERING ASSOCIATES, LLP
30 BROAD STREET, SUITE 1500
NEW YORK, NY 10004
TELEPHONE: (518) 444-4672

PROJECT TEAM

OWNER
CITY OF WORCESTER
OFFICE OF THE CITY MANAGER
455 MAIN ST ROOM 309
WORCESTER, MASSACHUSETTS 01608
TELEPHONE: (508) 799-1175

ARCHITECT
LAMOUREUX PAGANO ASSOCIATES, ARCHITECTS
108 GROVE STREET, SUITE 300
WORCESTER, MASSACHUSETTS 01605
TELEPHONE: (508) 752-2831

OPM
CBRE|HEERY PROJECT MANAGEMENT
80 BLANCHARD ROAD
BURLINGTON, MASSACHUSETTS 01803
TELEPHONE: (781) 494-9000

CONSTRUCTION MANAGER
FONTAINE BROS., INC.
12 EAST WORCESTER STREET, SUITE 2A
WORCESTER, MA 01604
TELEPHONE: (413) 781-2020

W.T. RICH COMPANY, INC.
29 CRAFTS STREET, SUITE 300
NEWTON, MA 02458
TELEPHONE: (617) 467-6010

CONSULTANTS

STRUCTURAL ENGINEER
BOLTON AND DIMARTINO
100 GROVE STREET
WORCESTER, MA 01605
TELEPHONE: (508) 756-8972

ELECTRICAL ENGINEER
ART ENGINEERING CORP.
38 FRONT STREET, FLOOR 3
WORCESTER, MA 01608
TELEPHONE: (508) 797-0333

FF&E CONSULTANT
BLUELINE DESIGN
34 MAIN STREET
AMHERST, MA 01002
TELEPHONE: (413) 253-3080

SITE / CIVIL ENGINEER
NITSCH ENGINEERING
120 FRONT STREET, SUITE 820
WORCESTER, MA 01608
TELEPHONE: (508) 365-1030

PLUMBING / HVAC ENGINEER
SEAMAN ENGINEERING CORP.
22 WEST STREET, UNIT C
MILLBURY, MA 01527
TELEPHONE: (508) 865-1400

KITCHEN CONSULTANT
COLBURN AND GUYETTE CONSULTING
100 LEDGEWOOD PLACE, SUITE 104
ROCKLAND, MA 02370
TELEPHONE: (781) 826-5522

SUSTAINABLE DESIGN
THE GREEN ENGINEER
23 BRADFORD STREET, 1ST FL
CONCORD, MA 01742
TELEPHONE: (978) 369-8978

LANDSCAPE ARCHITECT
STUDIO 2112
840 SUMMER STREET, SUITE 102
BOSTON, MA 02127
TELEPHONE: (857) 350-3856

FIRE PROTECTION ENGINEER
SENSIBLE SOLUTIONS
64 KNIGHTLY ROAD
HADLEY, MA 01035
TELEPHONE: (413) 549-5593

ACOUSTICAL/THEATRICAL
CAVANAUGH TOCCI ASSOCIATES
327 F BOSTON POST ROAD
SUDBURY, MA 01776
TELEPHONE: (978) 443-7871

SPECIFICATIONS
WIL-SPEC, LLC
375 MAIN STREET
BOXFORD, MA 01921
TELEPHONE: (781) 598-6789

DRAWING LIST COVER 2

ARCHITECTURAL DEMOLITION
AD1.0 Existing Building Demolition Plans

ARCHITECTURAL
A1.1 Legends, Schedules and Wall Types
A2.1 Ground and First Floor Code Plans
A2.2 Second and Third Floor Code Plans
A2.3 Ground and First Floor Fireproofing Plans
A2.4 Second and Third Floor Fireproofing Plans
A2.5 Under Slab Drainage Plan Section B1/B2
A3.0 Orientation Ground & First Floor Plans
A3.0A Orientation Second & Third Floor Plans
A3.1 Ground Floor Plan Section B1
A3.2 Ground Floor Plan Section B2
A3.3 First Floor Plan Section A
A3.4 First Floor Plan Section AB
A3.5 First Floor Plan Section B1
A3.6 First Floor Plan Section B2
A3.7 Second Floor Plan Section A
A3.8 Second Floor Plan Section AB
A3.9 Second Floor Plan Section B1
A3.10 Second Floor Plan Section B2
A3.11 Third Floor Plan Section A
A3.12 Third Floor Plan Section AB
A3.13 Orientation Roof Plan and Roof Assembly Types
A3.14 Roof Plan Section A
A3.15 Roof Plan Section AB
A3.16 Roof Plan Section B1
A3.17 Roof Plan Section B2
A3.18 Outdoor Toilet & Storage Building
A4.1 Ground Floor Reflected Ceiling Plan Section B1
A4.2 Ground Floor Reflected Ceiling Plan Section B2
A4.3 First Floor Reflected Ceiling Plan Section A
A4.4 First Floor Reflected Ceiling Plan Section AB
A4.5 First Floor Reflected Ceiling Plan Section B1
A4.6 First Floor Reflected Ceiling Plan Section B2
A4.7 Second Floor Reflected Ceiling Plan Section A
A4.8 Second Floor Reflected Ceiling Plan Section AB
A4.9 Second Floor Reflected Ceiling Plan Section B1
A4.10 Second Floor Reflected Ceiling Plan Section B2
A4.11 Third Floor Reflected Ceiling Plan Section A
A4.12 Third Floor Reflected Ceiling Plan Section AB
A5.0 Orientation Exterior Elevations
A5.1 Exterior Elevations
A5.2 Exterior Elevations
A5.3 Exterior Elevations
A5.4 Exterior Elevations
A5.5 Exterior Elevations
A5.6 Building Sections
A5.7 Building Sections
A5.8 Building Sections
A5.11 Exterior 3D Building Views
A5.12 Exterior 3D Building Views
A6.1 Wall Sections
A6.2 Wall Sections
A6.3 Wall Sections
A6.4 Wall Sections
A6.5 Wall Sections
A6.6 Wall Sections
A6.7 Wall Sections
A6.8 Wall Sections
A6.12 Exterior Plan Details Building A
A6.13 Exterior Plan Details Building AB & Building B1
A6.14 Exterior Plan Details Building B2
A6.15 Exterior Details
A6.16 Exterior Details
A6.17 Exterior Details
A6.21 Window & Curtain Wall Types
A6.22 Curtain Wall and Specialty Opening Types
A6.23 Interior Alum. Frame Types & Alum. Door Types
A6.24 Skylight Plan, Sections and Details
A6.25 Typical Window Details
A6.26 Typical Curtain Wall Details
A6.27 Typical Curtain Wall Details
A6.28 Typical Storefront Ribbon and Translucent Wall Details
A6.29 Curtain Wall, Storefront and Window Details
A6.31 Roof Details
A6.32 Roof Details
A6.33 Roof Details
A6.34 Roof Details
A6.35 Roof Details
A7.1 Elevator Plans & Sections
A7.2 Enlarged Stair Plans
A7.3 Enlarged Stair & Ramp Plans
A7.4 Stair Sections
A7.5 Stair Sections
A7.6 Lobby Stair, Ramp & Guard Details
A7.7 Typical Stair & Guard Details
A8.1 Typical Classroom Interior Elevations
A8.2 Typical Science Lab Interior Elevations
A8.3 Typical Pre-K and Life Skills Classroom Elevations
A8.4 Typical Toilet Plans
A8.5 Enlarged Locker Room Plans and Details
A8.6 Enlarged Lobby Plans
A8.7 Enlarged Auditorium First Floor Plan
A8.8 Enlarged Auditorium Second Floor Plan
A8.9 Auto/ Diesel Equipment Plan and Schedule
A8.10 Interior Elevations - Lobby & Vestibule
A8.11 Interior Elevations - Lobby
A8.12 Interior Elevations - Auditorium
A8.13 Interior Elevations - Cafeteria
A8.14 Interior Elevations - Gymnasium
A8.15 Interior Elevations - Gymnasium, Wellness & Andy's Attic
A8.16 Interior Elevations - Media Center, Large Group Sem., and Band
A8.17 Interior Elevations - Typical Corridors
A8.18 Interior Elevations - Corridors
A8.19 Interior Elevations - Corridors
A8.20 Interior Details Building A
A8.21 Interior Details Building AB - Cafeteria
A8.22 Not Used
A8.23 Interior Details Building B1 - Corridor B170
A8.24 Interior Details Building B1 - Auditorium
A8.25 Interior Details Building B2 - Ground Floor
A8.26 Interior Details Building B2
A8.27 Interior Details Building B2
A8.28 Interior Section Details
A8.29 Interior Details - Specialty Doors
A9.1 Casework Schedules
A9.2 Casework Elevations
A9.3 Casework Elevations
A9.4 Millwork Enlarged Plans and Elevations
A9.5 Millwork Enlarged Plans and Elevations
A9.6 Millwork Enlarged Plans and Elevations
A10.1 Door Schedule - Exterior & Ground Floor Section B & HM Frame Types
A10.2 Door Schedule - First Floor Section A & B
A10.3 Door Schedule - Second Floor Section A & B
A10.4 Door Schedule - Specialty Doors & Third Floor Section A & B
A11.1 Room Finish Schedule - Ground Floor
A11.2 Room Finish Schedule - First Floor
A11.3 Room Finish Schedule - Second & Third Floors
A11.4 Typical Finish Details
A12.1 Ground Floor Finish Plan Section B1
A12.2 Ground Floor Finish Plan Section B2
A12.3 First Floor Finish Plan Section A
A12.4 First Floor Finish Plan Section AB
A12.5 First Floor Finish Plan Section B1
A12.6 First Floor Finish Plan Section B2
A12.7 Second Floor Finish Plan Section A
A12.8 Second Floor Finish Plan Section AB
A12.9 Second Floor Finish Plan Section B1
A12.10 Second Floor Finish Plan Section B2
A12.11 Third Floor Finish Plan Section A
A12.12 Third Floor Finish Plan Section AB

FOODSERVICE
K1.1 Foodservice Utility Schedule
K1.2 Foodservice Utility Schedule
K1.3 Foodservice Utility Schedule
K2.1 Foodservice Equipment Layout Plan
K2.2 Foodservice Building Conditions Plan
K2.3 Foodservice Plumbing Plan
K2.4 Foodservice Electrical Plan
K3.1 Foodservice Fabrication Drawings
K3.2 Foodservice Fabrication Drawings
K3.3 Foodservice Fabrication Drawings
K3.4 Foodservice Fabrication Drawings
K3.5 Foodservice Fabrication Drawings
K3.6 Foodservice Fabrication Drawings
K3.7 Foodservice Fabrication Drawings
K4.1 Foodservice Millwork Drawings
K4.2 Foodservice Millwork Drawings
K4.3 Foodservice Millwork Drawings
K4.4 Foodservice Millwork Drawings
K4.5 Foodservice Millwork Drawings
K4.6 Foodservice Millwork Drawings
K5.1 Foodservice Fabrication Details
K5.2 Foodservice Fabrication Details
K6.1 Foodservice Equipment Details
K6.2 Foodservice Equipment Details
K6.3 Foodservice Equipment Details
K6.4 Foodservice Equipment Details
K6.5 Foodservice Equipment Details

LAMOUREUX PAGANO ASSOCIATES ARCHITECTS
108 GROVE STREET SUITE 300
WORCESTER, MASSACHUSETTS 01605
MEMBER OF THE AMERICAN INSTITUTE OF ARCHITECTS

Worcester Public Schools

South High Community School

170 Apricot Street, Worcester, MA 01603

Date:

January 31, 2019

Set No:

VOLUME II OF IV

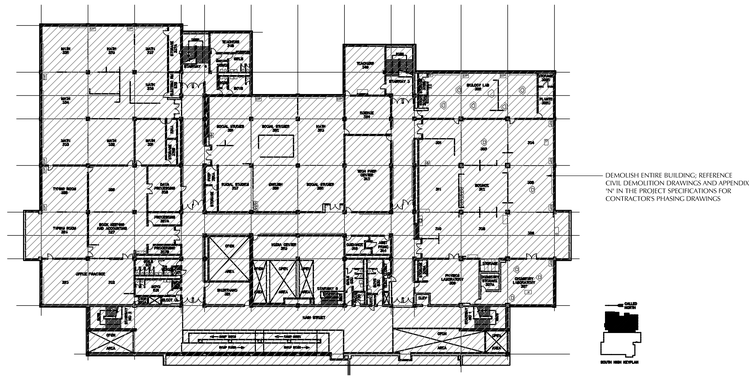

1 AD1.0 SOUTH HIGH UPPER LEVEL
SCALE: 1/32" = 1'-0"

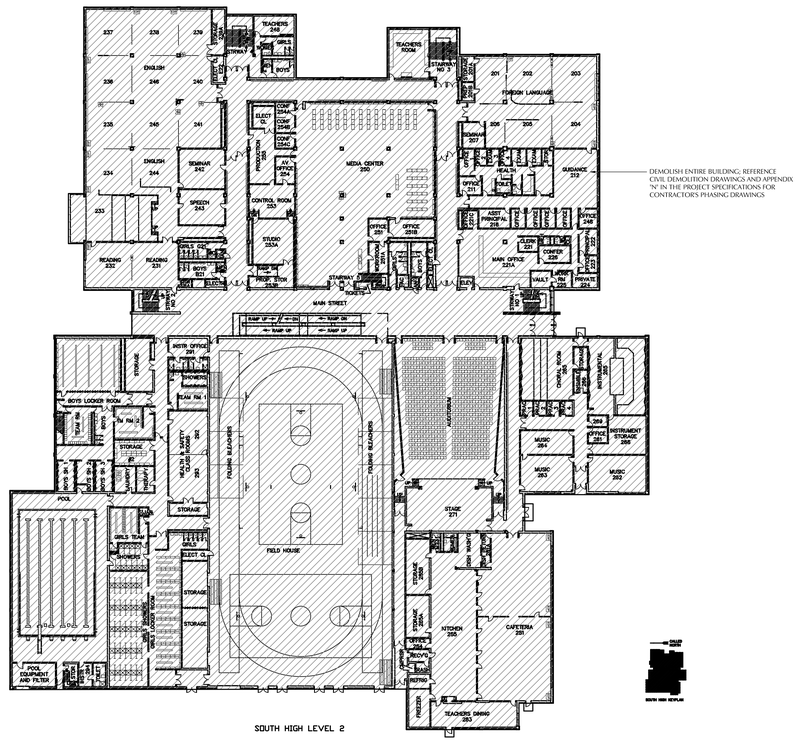

2 AD1.0 SOUTH HIGH MAIN LEVEL
SCALE: 1/32" = 1'-0"

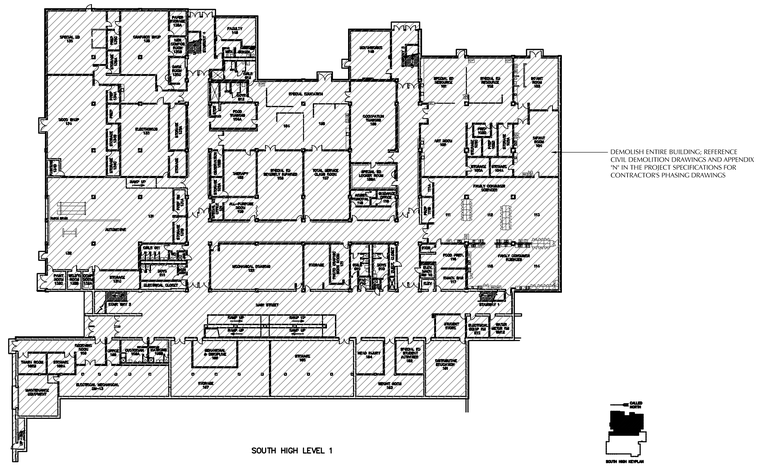

1 AD1.0 SOUTH HIGH LOWER LEVEL
SCALE: 1/32" = 1'-0"

DEMOLITION GENERAL NOTES

1. DEMOLISH BUILDING IN ITS ENTIRETY INCLUDING ITS SYSTEMS, FOUNDATIONS, FURNITURE, BUILT-INS, CASEWORK, ETC.
2. COORDINATE WITH OWNER REGARDING ANY SALVAGE ITEMS.

PLAN LEGEND

DEMOLISH AREA

LAMOUREUX PAGANO ASSOCIATES, ARCHITECTS
108 GROVE STREET, SUITE 300
WORCESTER, MASSACHUSETTS 01605

MEMBER OF
THE AMERICAN INSTITUTE OF ARCHITECTS

CONSULTANT

OWNER

Worcester Public Schools

Worcester, MA

Project North

PROJECT

FINAL BID PACKAGE

South High Community School

170 Apricot Street, Worcester, MA 01603

TITLE

Existing Building Demolition Plans

Key Plan

REVISIONS

No.	Description	Date

FILE: 1611-905 Demo.dwg

DWN. BY: Author | JOB NO: #1611

CKD. BY: Checker | SCALE: AS NOTED

DATE: January 31, 2019

AD1.0

WALL PARTITION TYPES

INTERIOR PARTITION WALL TYPES

S=STEEL STUD; M=MASONRY

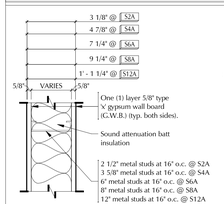

S2A — INTERIOR WALL TYPE No. S2A
STC RATING

S4A — INTERIOR WALL TYPE No. S4A
STC RATING 43-45 SCALE: 1 1/2" = 1'-0"

S6A — INTERIOR WALL TYPE No. S6A
STC RATING 45-51 SCALE: 1 1/2" = 1'-0"

S8A — INTERIOR WALL TYPE No. S8A
STC RATING 48-50 SCALE: 1 1/2" = 1'-0"

S12A — INTERIOR WALL TYPE No. S12A
STC RATING 49-51 SCALE: 1 1/2" = 1'-0"

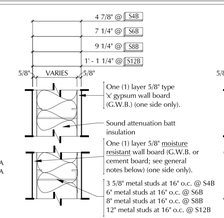

S4B — INTERIOR WALL TYPE No. S4B
STC RATING 43-45 SCALE: 1 1/2" = 1'-0"

S6B — INTERIOR WALL TYPE No. S6B
STC RATING 45-51 SCALE: 1 1/2" = 1'-0"

S8B — INTERIOR WALL TYPE No. S8B
STC RATING SCALE: 1 1/2" = 1'-0"

S12B — INTERIOR WALL TYPE No. S12B
STC RATING SCALE: 1 1/2" = 1'-0"

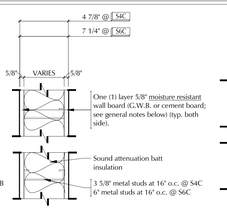

S4C — INTERIOR WALL TYPE No. S4C
STC RATING 43-45 SCALE: 1 1/2" = 1'-0"

S6C — INTERIOR WALL TYPE No. S6C
STC RATING 45-51 SCALE: 1 1/2" = 1'-0"

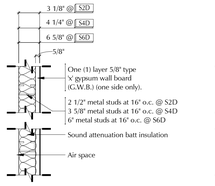

S2D — INTERIOR WALL TYPE No. S2D
STC RATING 65-67 SCALE: 1 1/2" = 1'-0"
(TOTAL ON TWO SIDES)

S4D — INTERIOR WALL TYPE No. S4D
STC RATING 55 to 57 SCALE: 1 1/2" = 1'-0"

S6D — INTERIOR WALL TYPE No. S6D
STC RATING SCALE: 1 1/2" = 1'-0"

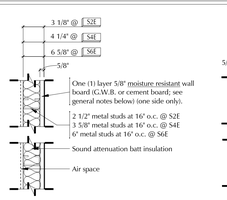

S2E — INTERIOR WALL TYPE No. S2E
STC RATING SCALE: 1 1/2" = 1'-0"

S4E — INTERIOR WALL TYPE No. S4E
STC RATING SCALE: 1 1/2" = 1'-0"

S6E — INTERIOR WALL TYPE No. S6E
STC RATING SCALE: 1 1/2" = 1'-0"

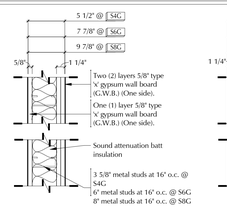

S4G — INTERIOR WALL TYPE No. S4G
STC RATING 47-49 SCALE: 1 1/2" = 1'-0"

S6G — INTERIOR WALL TYPE No. S6G
STC RATING SCALE: 1 1/2" = 1'-0"

S8G — INTERIOR WALL TYPE No. S8G
STC RATING SCALE: 1 1/2" = 1'-0"

*Refer to general notes for type of G.W.B. on finish layer

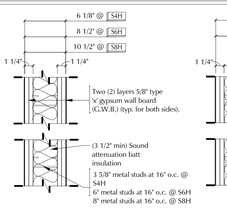

S4H — INTERIOR WALL TYPE No. S4H
STC RATING 50-52 SCALE: 1 1/2" = 1'-0"

S6H — INTERIOR WALL TYPE No. S6H
STC RATING 52-54 SCALE: 1 1/2" = 1'-0"

S8H — INTERIOR WALL TYPE No. S8H
STC RATING SCALE: 1 1/2" = 1'-0"

*Refer to general notes for type of G.W.B. on finish layer

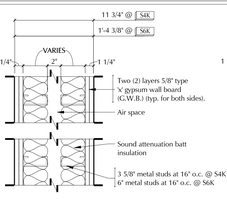

S4K — INTERIOR WALL TYPE No. S4K
STC RATING 63-65 SCALE: 1 1/2" = 1'-0"

S6K — INTERIOR WALL TYPE No. S6K
STC RATING 65-67 SCALE: 1 1/2" = 1'-0"

*Refer to general notes for type of G.W.B. on finish layer

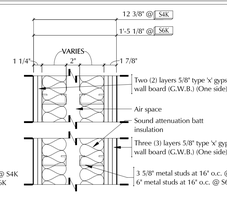

S4L — INTERIOR WALL TYPE No. S4L
STC RATING 63-65 SCALE: 1 1/2" = 1'-0"

S6L — INTERIOR WALL TYPE No. S6L
STC RATING 65-67 SCALE: 1 1/2" = 1'-0"

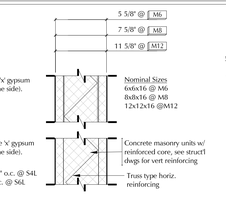

M6 — INTERIOR WALL TYPE No. M6
STC RATING SCALE: 1 1/2" = 1'-0"

M8 — INTERIOR WALL TYPE No. M8
STC RATING 47 to 49 SCALE: 1 1/2" = 1'-0"

M12 — INTERIOR WALL TYPE No. M12
STC RATING SCALE: 1 1/2" = 1'-0"

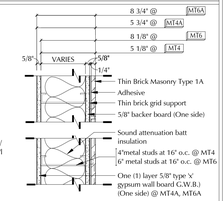

MT4 — INTERIOR WALL TYPE No. MT4
SCALE: 1 1/2" = 1'-0"

MT4A — INTERIOR WALL TYPE No. MT4A
SCALE: 1 1/2" = 1'-0"

MT6 — INTERIOR WALL TYPE No. MT6
SCALE: 1 1/2" = 1'-0"

MT6A — INTERIOR WALL TYPE No. MT6A
SCALE: 1 1/2" = 1'-0"

FIRE RATED WALLS

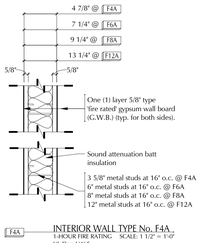

F4A — INTERIOR WALL TYPE No. F4A
1-HOUR FIRE RATING SCALE: 1 1/2" = 1'-0"
UL Des: U465

F6A — INTERIOR WALL TYPE No. F6A
1-HOUR FIRE RATING SCALE: 1 1/2" = 1'-0"
UL Des: U465

F8A — INTERIOR WALL TYPE No. F8A
1-HOUR FIRE RATING SCALE: 1 1/2" = 1'-0"
UL Des: U465

F10A — INTERIOR WALL TYPE No. F10A
1-HOUR FIRE RATING SCALE: 1 1/2" = 1'-0"
UL Des: U465

F12A — INTERIOR WALL TYPE No. F12A
1-HOUR FIRE RATING SCALE: 1 1/2" = 1'-0"
UL Des: U465

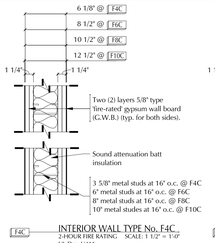

F4C — INTERIOR WALL TYPE No. F4C
2-HOUR FIRE RATING SCALE: 1 1/2" = 1'-0"
UL Des: U411

F6C — INTERIOR WALL TYPE No. F6C
2-HOUR FIRE RATING SCALE: 1 1/2" = 1'-0"
UL Des: U411

F8C — INTERIOR WALL TYPE No. F8C
2-HOUR FIRE RATING SCALE: 1 1/2" = 1'-0"
UL Des: U411

F10C — INTERIOR WALL TYPE No. F10C
2-HOUR FIRE RATING SCALE: 1 1/2" = 1'-0"
UL Des: U411

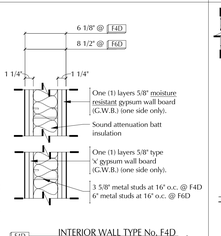

F4D — INTERIOR WALL TYPE No. F4D
2-HOUR FIRE RATING SCALE: 1 1/2" = 1'-0"
UL Des: U411

F6D — INTERIOR WALL TYPE No. F6D
2-HOUR FIRE RATING SCALE: 1 1/2" = 1'-0"
UL Des: U411

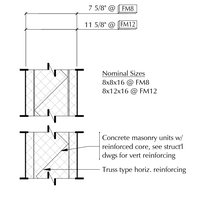

FM8 — INTERIOR WALL TYPE No. FM8
2-HOUR FIRE RATING SCALE: 1 1/2" = 1'-0"

FM12 — INTERIOR WALL TYPE No. FM12
2-HOUR FIRE RATING SCALE: 1 1/2" = 1'-0"

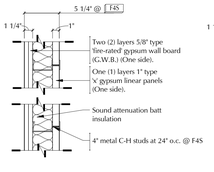

F4S — INTERIOR WALL TYPE No. F4S
2-HOUR FIRE RATING SCALE: 1 1/2" = 1'-0"
UL Des: U437

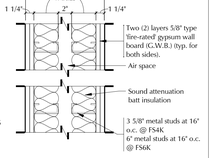

FS4K — INTERIOR WALL TYPE No. FS4K
STC RATING 63-65 SCALE: 1 1/2" = 1'-0"
2-HOUR FIRE RATING
UL Des: V488

FS6K — INTERIOR WALL TYPE No. FS6K
2-HOUR FIRE RATING SCALE: 1 1/2" = 1'-0"
UL Des: V488

TYPICAL TOP OF PARTITION SECTIONS

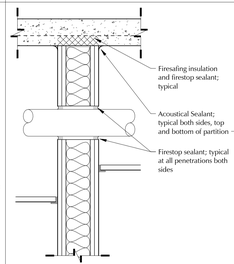

Typical Rated Partition Section
SCALE: 1 1/2" = 1'-0"

NOTE: All partitions run to underside of structure above unless noted otherwise.

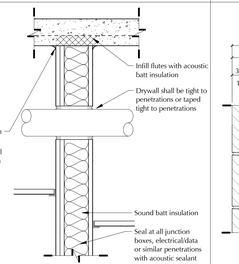

Typical Partition Section
SCALE: 1 1/2" = 1'-0"

NOTE: All partitions run to underside of structure above unless noted otherwise.

NOTE: Refer to wall types for assembly designation

PARTITION TYPE GENERAL NOTES

1. Provide all req'd blocking for fixtures, railings, grab bars, cabinets, counters, dispensers, marker board & tack boards, etc. As req'd. Provide frame and blocking for all recessed items.
2. Metal stud bracing shall be provided for single sided cavity walls
3. Provide and install all blocking for fire and draft stopping req'd by code.
4. Refer to U.L. Fire resistance directory for specific items not indicated on the drawings (I.E. Fasteners, caulking, bracing, blocking, fire blcoking, etc.).
5. Gypsum base to be installed behind all built-ins (including: lockers, casework, millwork, display cases, display devices, etc.).
6. Gypsum base to be installed behind all built-ins (including: lockers, casework, millwork, display cases, display devices, etc.).
7. All partitions (includes full assembly) extend to underside of floor or roof decking above unless noted otherwise.
8. Refer to specifications for design criteria of interior and exterior steel stud assemblies.
9. Provide sound attenuation on batt insulation at all interior metal partitions unless otherwise noted.
10. For all walls receiving sound attenuation batt insulation, the insulation shall run the full height of the assembly.
11. All exposed interior cmu, other than window openings, shall have bullnose corners.
12. Provide 4" high 18ga. Bottom track for all interior metal stud walls.
13. Refer to millwork drawings for plywood grounds at millwork and adjustable shelving locations.
14. 5/8" Abuse resistant GWB at Lobbies, Entrance Vestibules, Therapeutic Planning, OT/PT, Cafeteria, Corridors, Locker/Team Rooms (dry areas), Common Rooms, Receiving and Stairs
15. 5/8" Impact resistant GWB at Gymnasium, Weight Room, Stage and Supply/Storage Rooms
16. 5/8" Moisture resistant GWB at Kitchen, Culinary Arts, Receiving, Recycle/Trash and other areas scheduled to receive FRP panel finish
17. 5/8" Cement board at Kitchen Serving, Showers, Locker Rooms (wet areas) and Toilet Rooms scheduled to receive tile finish
18. Provide firestopping or mineral wool acoustical insulation at all voids between top track and underside of floor / roof deck; typical at all acoustic partitions.

EXTERIOR WALL TYPES

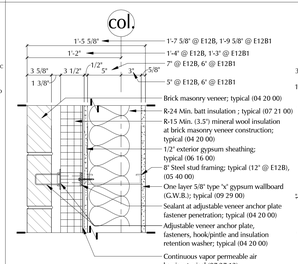

E8B — EXTERIOR WALL TYPE No. E8B
SCALE: 1 1/2" = 1'-0"

E12B — EXTERIOR WALL TYPE No. E12B
SCALE: 1 1/2" = 1'-0"

E12B1 — EXTERIOR WALL TYPE No. E12B1
SCALE: 1 1/2" = 1'-0"

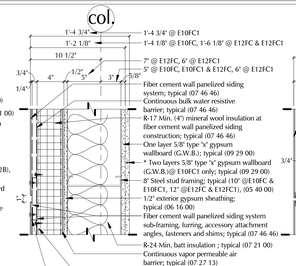

E8FC — EXTERIOR WALL TYPE No. E8FC
SCALE: 1 1/2" = 1'-0"

E10FC — EXTERIOR WALL TYPE No. E10FC
SCALE: 1 1/2" = 1'-0"

E10FC1 — EXTERIOR WALL TYPE No. E10FC1
SCALE: 1 1/2" = 1'-0"

E12FC — EXTERIOR WALL TYPE No. E12FC
SCALE: 1 1/2" = 1'-0"

E12FC1 — EXTERIOR WALL TYPE No. E12FC1
SCALE: 1 1/2" = 1'-0"

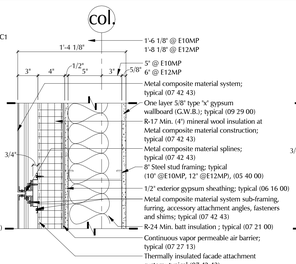

E8MP — EXTERIOR WALL TYPE No. E8MP
SCALE: 1 1/2" = 1'-0"

E10MP — EXTERIOR WALL TYPE No. E10MP
SCALE: 1 1/2" = 1'-0"

E12MP — EXTERIOR WALL TYPE No. E12MP
SCALE: 1 1/2" = 1'-0"

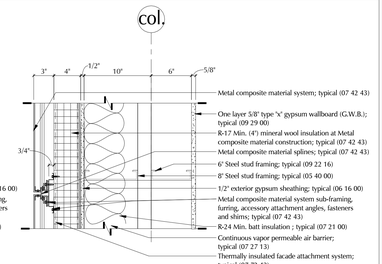

E8-6MP — EXTERIOR WALL TYPE No. E8-6MP
SCALE: 1 1/2" = 1'-0"

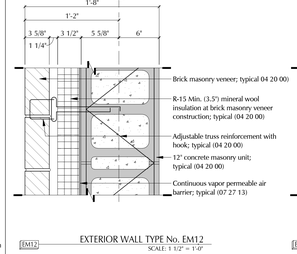

EM12 — EXTERIOR WALL TYPE No. EM12
SCALE: 1 1/2" = 1'-0"

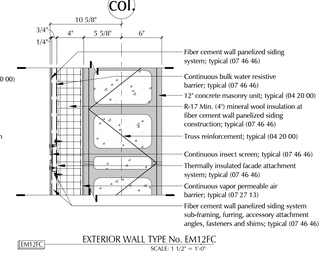

EM12FC — EXTERIOR WALL TYPE No. EM12FC
SCALE: 1 1/2" = 1'-0"

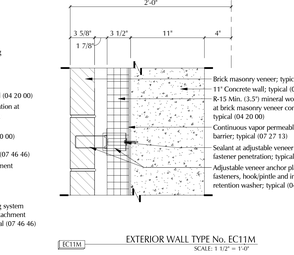

EC11M — EXTERIOR WALL TYPE No. EC11M
SCALE: 1 1/2" = 1'-0"

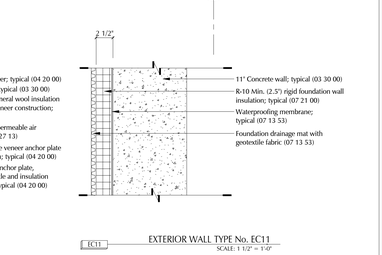

EC11 — EXTERIOR WALL TYPE No. EC11
SCALE: 1 1/2" = 1'-0"

ARCHITECTURAL GRAPHIC SYMBOLS

PLAN REFERENCE DRAWING NUMBER

SECTION REFERENCE DRAWING NUMBER

Ref / A101 / Ref — EXTERIOR ELEVATION REFERENCE

Name / Elevation — LEVEL (ELEVATION) LINE

1 / Room name — REVISION SYMBOL

ROOM / SPACE NUMBER

Ref / AX.X / Ref — INTERIOR ELEVATION REFERECE

S6B — PARTITION TYPE

INTERIOR BORROWED LIGHT REFERENCE

C.L. — COLUMN REFERENCE NUMBER

101 — DOOR NUMBER

31 — WINDOW TYPE/LOUVER TYPE

2B2 — EQUIPMENT TYPE / IDENTIFICATION (SEE EQUIPMENT SCHEDULE)

PRECAST CONCRETE PROFILE REFERENCE NUMBER

AW1 / CW1 — MILLWORK / CASEWORK TYPE

INTERACTIVE SHORT-THROW PROJECTOR

ARCHITECTURAL MATERIALS LEGEND

EARTH/COMPACT FILL

CONCRETE

CONCRETE MASONRY UNIT

BRICK (PLAN and SECTION)

MILLWORK / CASEWORK (PLAN)

GYPSUM BOARD

PLYWOOD (LARGE SCALE)

FINISH WOOD

WOOD BLOCKING

WOOD (ROUGH)

BATT INSULATION

RIGID INSULATION

STEEL/OTHER METALS

FIRE RATED GYPSUM WALL PARTITIONS (PLAN) - SEE PLANS FOR WALL PARTITION TYPE

ABBREVIATION LEGEND

(lowercase and capital letter are interchangeable)

ACT.	=ACOUSTICAL CEILING TILE	HM	=HOLLOW METAL	T.S.	=TUBE STEEL
ADJ.	=ADJUSTABLE	HOR.	=HORIZONTAL	TYP.	=TYPICAL
AFF.	=ABOVE FINISHED FLOOR	HT.	=HEIGHT	UCR	=UNDER COUNTER / REFRIGERATOR
ALUM.	=ALUMINUM	I.D.	=INSIDE DIAMETER	VER.	=VERIFY
A.P.	=ACOUSTIC PANEL	ICE	=ICE MAKER	VERT.	=VERTICLE
AWNG.	=AWNING	INSUL.	=INSULATION	V.I.F.	=VERIFY IN FIELD
BD.	=BOARD	I.W.B.	=INTERACTIVE WHITE BOARD	V.T.R.	=VENT THROUGH ROOF
C.C.	=COMMUNICATIONS CENTER	J.T.	=JOINT	WASH	=CLOTHES WASHER
C.I.	=CAST IRON	L	=LENGTH	W	=WIDTH
C.J.	=CONTROL JOINT	L.B.	=LATERAL BRACE	W/	=WITH
C.L.	=CENTERLINE	L.C.	=LEAD COATED	W/D	=STACKABLE WASHER DRYER
CLG.	=CEILING	L.C.C.	=LEAD COATED COPPER		
CLR.	=CLEAR	LCKR.	=LOCKER		
CMU	=CONCRETE MASONRY UNIT	LOCS.	=LOCATIONS		
COL.	=COLUMN	LOW PT.	=LOW POINT		
COMP.	=COMPUTER	M	=COUNTERTOP MICROWAVE		
CONC.	=CONCRETE	MAX.	=MAXIMUM		
CONT.	=CONTINUOUS	M.B.	=MARKET BOARD		
COUNT. /CTOP	=COUNTERTOP	MFR/MANUF	=MANUFACTURER		
CU.#	=CONDENSING UNIT	MIN.	=MINIMUM		
C.U.H.	=CABINET UNIT HEATER	MIRR.	=MIRROR		
CUST.	=CUSTOM	M.O.	=MASONRY OPENING		
D	=DEPTH	M.R.	=MOISTURE RESISTANT		
D.F.	=DRINKING FOUNTAIN	M.S.	=METAL STUD		
DIA.	=DIAMETER	MTL.	=METAL		
DN	=DOWN	N.I.C.	=NOT IN CONTRACT		
D.S.	=DOWNSPOUT	O.C.	=ON CENTER		
DRY	=CLOTHES DRYER	O.D.	=OUTSIDE DIAMETER		
DTL.	=DETAIL	O.H.	=OVERHEAD		
DW	=DISHWASHER	OPP.	=OPPOSITE HAND		
DWGS.	=DRAWINGS	OV.	=OVEN		
ELEV.	=ELEVATION	PLYWD.	=PLYWOOD		
E.P.S.	=EXTRUDED POLYSTYRENE	PNL	=PANEL		
F.D.	=FLOOR DRAIN	P.T.	=PRESSURE TREATED		
F.D.V.C.	=FIRE DEPARTMENT VALVE CABINET	PT.	=POINT		
F.E.	=FIRE EXTINGUISHER	PTD.	=PAINTED		
F.E.C.	=FIRE EXTINGUISHER CABINET	R	=R-VALUE		
F.O.G.	=FACE OF G.W.B.	R.D.	=ROOF DRAIN		
F.O.S.	=FACE OF STUD	REF.	=REFRIGERATOR		
F.R.P.	=FIBERGLASS REINFORCED PANELS	REIN. / REINF'G	=REINFORCED		
F.R. / FR	=FIRE RATED	R.O.	=ROUGH OPENING		
F.R.T.	=FIRE RATED TREATED	R.T.U.	=ROOF TOP UNIT		
FRZ	=CHEST FREEZER	R.W.L.	= RAIN WATER LEADER		
FTR	=FIN TUBE RADIATOR	SCHED.	=SCHEDULE		
GA.	=GAUGE	SIM.	=SIMILAR		
GAL./GALV.	=GALVANIZED	STL.	=STEEL		
G.C.	=GENERAL CONTRACTOR	STRUCT'L	=STRUCTURAL		
G.F.	=GROUND FACED	ST.	=STOVETOP		
GR.	=GRADE	T.B.	=TACK BOARD		
G.W.B.	=GYPSUM WALL BOARD	TK.P.	=TACK PANEL		
H.C.	=HANDICAP	T.O.	=TOP OF		
HIGH PT.	=HIGH POINT				

PROJECT SIGN



LAMOUREUX PAGANO ASSOCIATES, ARCHITECTS
108 GROVE STREET, SUITE 300
WORCESTER, MASSACHUSETTS 01605

MEMBER OF THE AMERICAN INSTITUTE OF ARCHITECTS

CONSULTANT

OWNER

Worcester Public Schools

Worcester, MA

Project North

PROJECT

FINAL BID PACKAGE

South High Community School

170 Apricot Street, Worcester, MA 01603

TITLE

Legends, Schedules and Wall Types

Key Plan

REVISIONS

No.	Description	Date

FILE:

DWN. BY: Author | JOB NO: #1611

CKD. BY: Checker | SCALE: As indicated

DATE: January 31, 2019

A1.1

First Floor Code Review Schedule

Number	Name	Occupancy Type	Room Area	SF per Occupant	Occupancy Load	Notes
A101	AP	E	625 GSF	100	7	Total Occupancy Load for AP Suite
A102	CLASSROOM	E	770	20	39	
A103	SPED INCLUSION	E	770	20	39	
A104	CLASSROOM	E	770	20	39	
A106	CLASSROOM	E	770	20	39	
A107	SCIENCE LAB	E	1170	20	59	
A109	CLASSROOM	E	750	20	38	
A111	PLANNING	E	335	100	4	
A113	ELECTRIC	E	310	300	2	
A115	STOREROOM	E	500	300	2	
A121	CLASSROOM	E	750	20	38	
A122	CLASSROOM	E	770	20	39	
A123	CLASSROOM	E	770	20	39	
A124	CLASSROOM	E	770	20	39	
A126	CLASSROOM	E	770	20	39	
A127	CLASSROOM	E	770	20	39	
A128	CLASSROOM	E	770	20	39	
A129	CLASSROOM	E	750	20	38	
A131	PLANNING	E	335	100	4	
A135	LANGUAGE LAB	E	830	20	42	
A141	RESOURCE/ INCLUSION	E	750	20	38	
A142	CLASSROOM	E	770	20	39	
A143	CLASSROOM	E	770	20	39	
A144	CLASSROOM	E	770	20	39	
A146	CLASSROOM	E	770	20	39	
A147	CLASSROOM	E	770	20	39	
A148	CLASSROOM	E	770	20	39	
A149	CLASSROOM	E	770	20	38	
A151	PLANNING	E	335	100	4	
A155	COMPUTER	E	830	20	42	
A161	STEP 1	E	880	20	44	
A162	STEP CL.	E	230	100	3	
A166	CLASSROOM	E	770	20	39	
A170	CLASSROOM	E	795	20	40	
A171	CLASSROOM	E	770	20	39	
A172	CLASSROOM	E	770	20	39	
A173	PLANNING	E	436	100	5	
A176	SPEECH	E	452	20	23	
A177	CLASSROOM	E	770	20	39	
A185	CUSTODIAN	E	251	100	3	
A186	RECYCLE/ TRASH	E	490	300	2	
B101	GEN OFFICE	B	2925 GSF	100	30	Total Occupany Load for Admin Suite
B115	WAIT	B	3748 GSF	100	38	Total Occupany Load for Medical Suite
B131	COMM. OFFICE & STORAGE	E	325	300	2	
B132	PE STORAGE	E	500	300	2	
B135	WEIGHT ROOM	E	2109	50	43	
B137	TRAINING	E	245	100	3	
B139	GYMNASIUM	A-4		#SEATS / 15 Unconcentrated	1785	Total Occupancy Load includes Bleachers
B141	GIRLS TEAM ROOM	E	1100	50	22	
B142	GIRLS LOCKER ROOM	E	810	50	17	
B143	GIRLS VISITING TEAM	E	343	50	7	
B145	BOYS VISITING TEAM	E	343	50	7	
B146	BOYS LOCKER ROOM	E	810	50	17	
B147	BOYS TEAM ROOM	E	1100	50	22	
B148	PE OFFICE	E	289	100	3	
B153	CHORUS	E	1152	20	58	
B154	BAND	E	1809	20	91	
B156	PIANO LAB	E	1030	20	52	Max Capacity 50 Occ - If over sign posting required
B157	ENSEMBLE	E	170	20	9	
B158	ENSEMBLE	E	170	20	9	
B159	PRACTICE	E	80	20	4	
B161	PRACTICE	E	75	20	4	
B162	PRACTICE	E	75	20	4	
B163	PRACTICE	E	75	20	4	
B164	PRACTICE	E	75	20	4	
B165	PRACTICE	E	75	20	4	
B168	THEATER CLASSROOM	E	600	20	30	
B169	STAGE	A-1	2700	15	180	
B169.1	SET STORAGE	E	310	300	2	
B171	SECURITY OFFICE	E	150	100	2	
B175	LOWER AUDITORIUM	A-1		#SEATS	400	
B178.2	AUDITORIUM STORAGE	E	325	300	2	
B178.3	UNIFORM STORAGE	E	325	300	2	
B181	CAFETERIA	A-2	7274	15	485	
B182	SERVING	A-2	2404	200	13	
B183	TABLE STORAGE	S-2	540	300	2	
B184	KITCHEN	A-2	1568	200	8	
B184.1	COOLER	A-2	325	300	2	
B185	CONDITIONED PREP	A-2	205	200	2	
B186	DRY STORAGE	A-2	510	300	2	
B187	OFFICE	A-2	168	100	2	
B191	RELATED CLASSROOM	E	775	50	16	
B192	CAFE	E	375	15	25	
B193	STAFF DINING	E	577	15	39	
B194	CULINARY ARTS KITCHEN	E		50	47	

Ground Code Review Schedule

Number	Name	Occupancy Type	Room Area	SF per Occupant	Occupancy Load	Notes
B002	JAN. STORAGE	E	375	300	2	
B004	MECHANICAL	E	1843	300	7	
B006	ELECTRIC	E	398	300	2	
B008	CLASSROOM	E	897	20	45	
B009	CLASSROOM	E	897	20	45	
B011	ANDY'S ATTIC	E	2047	50	41	
B011.1	KITCHEN	E	2047	50	41	
B012	DIST.	E	136	50	3	
B013	BUSINESS OFFICE	E	320	100	4	
B021	RELATED CLASSROOM	S-1	957	50	20	
B022	RELATED CLASSROOM	S-1	972	50	20	
B023	AUTO/DIESEL SHOP	S-1	14500	50	290	
B025	INSTR	S-1	175	100	2	
B026	OUTDOOR STORAGE	S-1	537	300	2	
B027	CLIENT	S-1	264	100	3	
B028	INSTR	S-1		100	2	
B032	LOCKERS	S-1	157	50	4	
B035	INSTR	S-1	175	100	2	
B037	WELLNESS	A-3	2623	50	53	
B040.1	MECH	E	250	20	13	
B041.1	DAYCARE OFFICE	E	120	100	2	
B042	DAY CARE INFANT	E	1070	35	31	
B042.2	DAYCARE KITCHEN	E	164	35	6	
B043	DAY CARE TODDLER	E	695	35	20	
B044	EARLY CHILDHOOD ED. RELATED CLASSROOM	E	892	20	45	
B045	PRE-K	E	1030	20	52	
B045.1	PRE-K KITCHEN	E	278	20	14	
B047	PRE-K	E	1030	20	52	
B047.2	THER. PLAN	E	70	20	4	
B048	LIFE SKILLS PLANNING	E	256	100	3	
B049	WAITING	E	200	100	2	
B049.1	SPED COORD.	E	130	100	2	
B049.2	PRE-K OFFICE	E	120	100	2	
B049.3	BCBA/ SPEECH	E	176	100	2	
B049.4	SPED CONF.	E	262	100	3	
B051	LIFE SKILLS	E	855	20	44	
B052	OBSERV	E	94	20	5	
B053.1	THER. PLAN	E	94	20	5	
B054	LIFE SKILLS	E	828	20	42	
B055	LIFE SKILLS	E	828	20	42	
B056	OBSERV	E	94	20	5	
B057.1	THER. PLAN	E	94	20	5	
B058	LIFE SKILLS	E	855	20	43	
B059	VOCATIONAL LEARNING CENTER	E	828	20	42	
B063	ROTC DRILL	E	2218	50	45	
B064	AEROSPACE CLASSROOM	E	980	20	49	
B066	UNIFORM FITTING	E	438	300	2	
B067	OFFICE	E	155	100	2	
B068	OFFICE	E	155	100	2	
B070	DISTRICT STORAGE	E	2019	300	7	
B071	OT/PT	E	840	20	42	
B076	OT/PT	E	840	20	42	

EXIT	STAIR WIDTH (INCHES)	STAIR EXIT ALLOWANCE (INCHES/OCCUPANT)	STAIR CAPACITY (OCCUPANTS)	DOOR WIDTH (CLEAR DOOR OPENING IN INCHES)	DOOR EXIT ALLOWANCE (INCHES/OCCUPANT)	DOOR CAPACITY (OCCUPANTS)	EXIT CAPACITY (OCCUPANTS)
1.1	NA			225	0.15	1,500	1,500
1.2	NA			67	0.15	447	447
1.3	NA			33	0.15	220	220
1.4 (not used)	NA				0.15	0	0
1.5	96	0.2	480	75	0.15	500	480
1.6	96	0.2	480	75	0.15	500	480
1.7	96	0.2	480	75	0.15	500	480
1.8	NA			66	0.15	440	440
1.9	72	0.2	360	67	0.15	447	360
1.10	NA			75	0.15	500	500
1.11 (new stair)	50	0.2	250	37	0.15	247	247

TOTAL EXIT CAPACITY - LEVEL 1	5,153
REQUIRED EXIT CAPACITY	4,961

BUILDING A

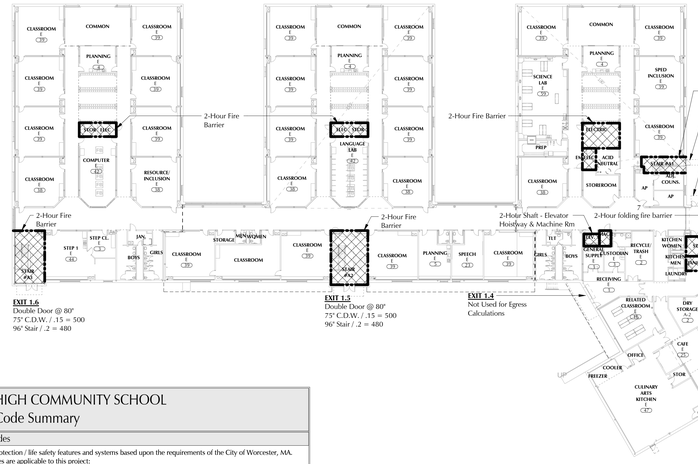

BUILDING B

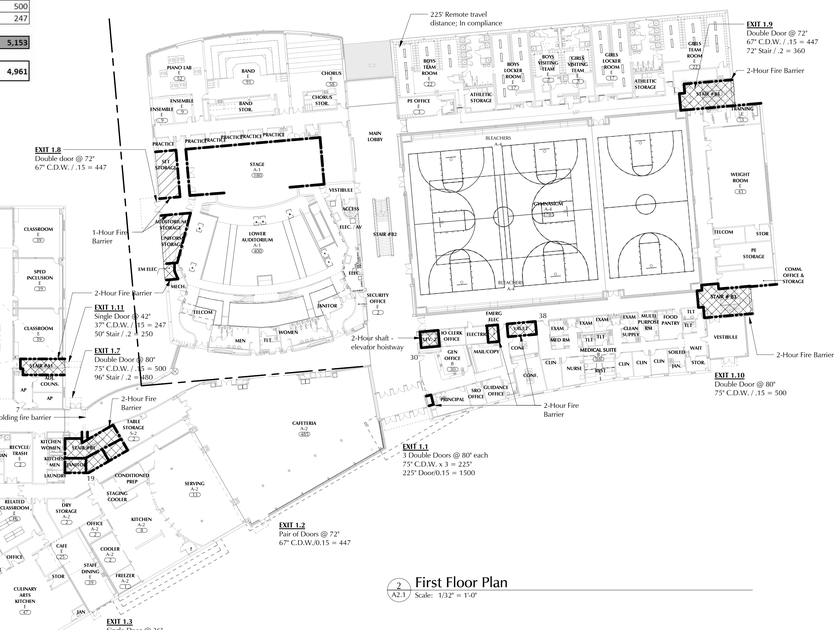

2 / A2.1 First Floor Plan
Scale: 1/32" = 1'-0"

SOUTH HIGH COMMUNITY SCHOOL
Building Code Summary

Applicable Codes

The general fire protection / life safety features and systems based upon the requirements of the City of Worcester, MA. The following codes are applicable to this project:

Accessibility	Massachusetts Architectural Access Board (MAAB), 521-CMR.
Building	Massachusetts State Buiding Code (MSBC), 780 CMR Ninth Edition.
Electrical	Mass. Electrical Code, 527 CMR, 12.00.
Elevators	Mass. Elevator Regulations, 524 CMR (Latest Edition).
Fire Prevention	Massachusetts Fire Prevention Regulations (MFPR), 527 CMR.
Mechanical	International Mechanical Code, as adopted and amended by the MSBC.
Plumbing	Mass. Fuel Gas and Plumbing Codes, 248 CMR.
Other	National Fire Protection (NFPA) Standards, as referenced by the MSBC and by MFPR.

Building Area (CMR 502.1 Clarification)

	Level	Area
BUILDING A:	Level 1	53354 SF
	Level 2	53244 SF
	Level 3	53210 SF
	BUILDING I AREA:	159808 SF
BUILDING B:	Ground	65745 SF
	Level 1	93141 SF
	Level 2	30033 SF
	Level 3	663 SF
	BUILDING II AREA:	189582 SF
TOTAL AREA:		349390 SF

CODE KEY PLAN:



Occupant Loads:

Accessory Storage areas, mechanical equip. rooms	300 S.F. per occupant gross	
Assembly		
Chairs	7 S.F. per occupant net	
Tables and chairs	15 S.F. per occupant net	
Business	100 S.F. per occupant gross	
Daycare	35 S.F. per occupant net	
Educational		
Classroom area	20 S.F. per occupant net	
Shops and other vocational room areas	50 S.F. per occupant net	
Exercise Rooms	50 S.F. per occupant gross	
Gymnasium	Fixed seats + 50 N.S.F. (count area) per occupant	
Kitchen	200 S.F. per occupant gross	
Library		
Reading rooms	50 S.F. per occupant net	
Stack area	100 S.F. per occupant gross	
Storage Areas	300 S.F. per occupant gross	
Mechanical Room	300 S.F. per occupant gross	
Stages & Platforms	15 S.F. per occupant net	

Occupancy and Use Groups - Occupant Load Table 1004.1

E - Educational				
Classrooms	see plans	20 S.F./occ	= occupancy varies	
Media Center	3975 S.F.	50 S.F./occ.	= 80 occupants (Reading Room)	
	1376 S.F.	100 S.F./occ.	= 14 occupants (stack area)	
Large Group Seminar	1966 S.F.	15 S.F./occ	=132 occupants	
Daycare	2132 S.F.	35 S.F./occ	=58 occupants	
Lockers/Exercise Rms	8083 S.F.	50 S.F./occ	=167 occupants	
A-4 -Assembly				
Gymnasium	14,249 S.F.	50 S.F./occ.	= 285 occupants	
Fixed bleachers	3950 S.F.	# of seats	=1500 occupants	
	18,199 S.F.		1785 occupants	
A-3 Assembly				
Wellness Center	2604 S.F.	50 S.F./occ.	=53 occupants	
A-2 - Assembly				
Cafeteria	7140 S.F.	15 S.F./occ.	= 476 occupants (un-concentrated tables & chairs)	
Kitchen	3331 S.F.	S.F./occ varies	=23 occupants	
Serving	2397 S.F.	200 S.F./occ.	=13 occupants	
	12,868 S.F.		512 occupants	
A-1 Assembly				
Auditorium	5362 S.F.	# of seats	=494 occupants	
Stage	2702 S.F.	15 S.F./occ	=181 occupants	
Upper Auditorium	2814 S.F.	# of seats	= 312 occupants	
	10,878 S.F.		987 occupants	
B - Business				
Main Admin	2932 S.F	100 S.F./occ	=31 occupants	
Medical Suite	3677 S.F	100 S.F./occ	=39 occupants	
Guidance Suite	3853 S.F.	100 S.F./occ	=39 occupants	
	10,462 S.F.		109 occupants	
S-1 Storage				
Auto/Diesel Shop	14,471 S.F.	50 S.F./occ.	= 296 occupants	
Related Classrooms	1952 S.F.	50 S.F./occ.	= 40 occupants	
Storage/Misc	3356 S.F.	S.F./occ varies	= 27 occupants	
	19,779 S.F.		363 occupants	

Height and Area Limits

CONSTRUCTION TYPE:
- TYPE 1B NON-COMBUSTIBLE,2 HOUR FIRE RESISTANCE RATING

USE GROUPS:
- NON-SEPARATED MIXED USE GROUPS; REFER TO SEPARATE CODE NARRATIVE FOR HEIGHT/AREA LIMITS

LEGEND

- 1-Hour Rated Wall
- 2-Hour Rated Wall
- 1-Hour Enclosed Space
- 2-Hour Enclosed Space

BUILDING B

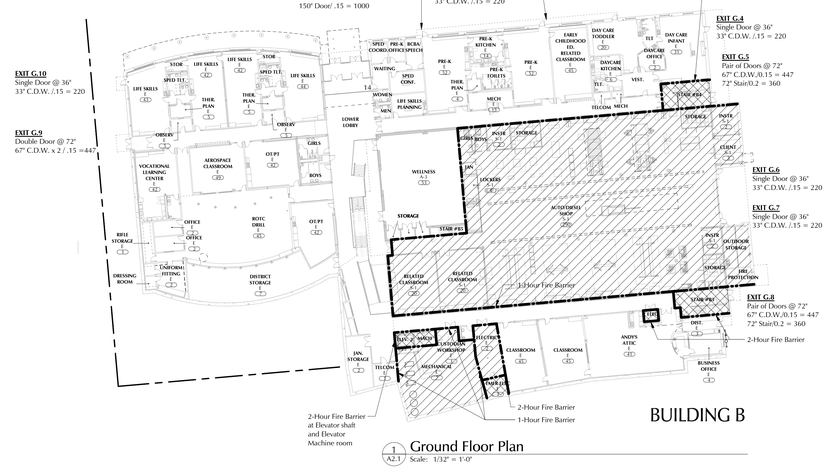

1 / A2.1 Ground Floor Plan
Scale: 1/32" = 1'-0"

EXIT	STAIR WIDTH (INCHES)	STAIR EXIT ALLOWANCE (INCHES/OCCUPANT)	STAIR CAPACITY (OCCUPANTS)	DOOR WIDTH (C.D.W. IN INCHES)	DOOR EXIT ALLOWANCE (INCHES/OCCUPANT)	DOOR CAPACITY (OCCUPANTS)	EXIT CAPACITY (OCCUPANTS)
G.1	NA			150	0.15	1,000	1,000
G.2	NA			33	0.15	220	220
G.2.5	NA			33	0.15	220	220
G.3	NA			33	0.15	220	220
G.4	NA			33	0.15	220	220
G.5	NA			67	0.15	447	447
G.6	NA			33	0.15	220	220
G.7	NA			33	0.15	220	220
G.8	NA			67	0.15	447	447
G.9	NA			67	0.15	447	447
G.10	NA			33	0.15	220	220

TOTAL EXIT CAPACITY - GROUND LEVEL	3,880
REQUIRED EXIT CAPACITY - GROUND LEVEL	1,244

LAMOUREUX PAGANO ASSOCIATES, ARCHITECTS
108 GROVE STREET, SUITE 300
WORCESTER, MASSACHUSETTS 01605

MEMBER OF THE AMERICAN INSTITUTE OF ARCHITECTS

CONSULTANT

OWNER

Worcester Public Schools

Worcester, MA

Project North

PROJECT

FINAL BID PACKAGE

South High Community School

170 Apricot Street, Worcester, MA 01603

TITLE

Ground and First Floor Code Plans

Key Plan



REVISIONS

No.	Description	Date

FILE:

DWN. BY: Author | JOB NO: #1611

CKD. BY: Checker | SCALE: As indicated

DATE: January 31, 2019

A2.1

EXIT	STAIR WIDTH (INCHES)	STAIR EXIT ALLOWANCE (INCHES/OCCUPANT)	STAIR CAPACITY (OCCUPANTS)	DOOR WIDTH (CLEAR DOOR OPENING IN INCHES)	DOOR EXIT ALLOWANCE (INCHES/OCCUPANT)	DOOR CAPACITY (OCCUPANTS)	EXIT CAPACITY (OCCUPANTS)
3.1	96	0.2	480	75	0.15	500	480
3.2	96	0.2	480	75	0.15	500	480
3.3	96	0.2	480	75	0.15	500	480
3.4	50	0.2	250	37	0.15	247	247

TOTAL EXIT CAPACITY - LEVEL 3	1,687
REQUIRED EXIT CAPACITY - LEVEL 3	1,279

BUILDING A

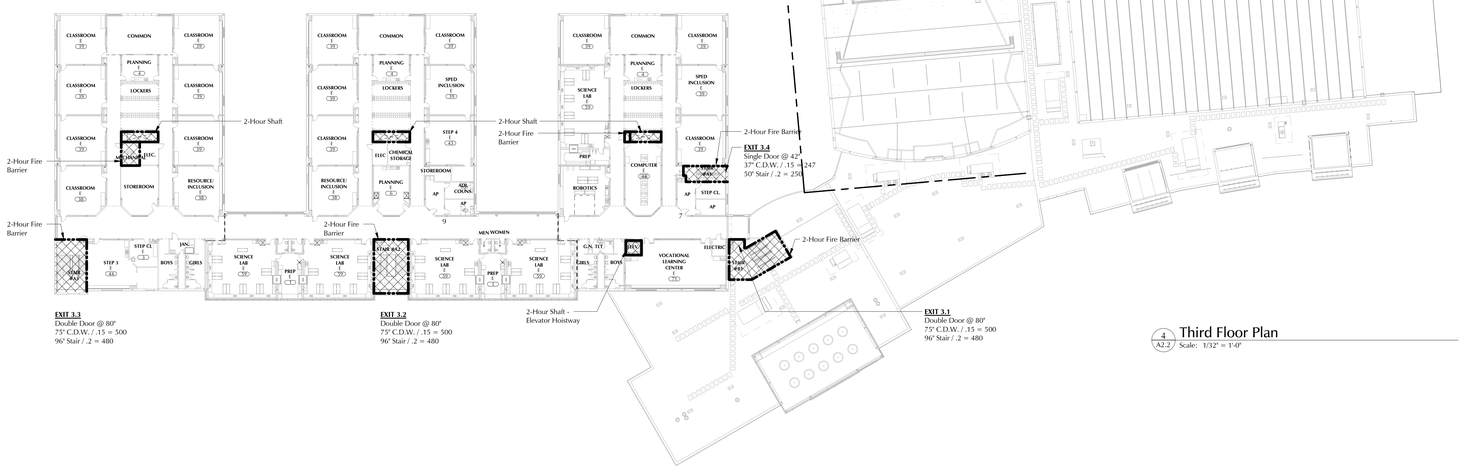

4 A2.2 Third Floor Plan
Scale: 1/32" = 1'-0"

Third Floor Code Review Schedule						
Number	Name	Occupancy Type	Room Area	SF per Occupant	Occupancy Load	Notes
A301	AP	E	625 GSF	100	7	Total Occupany Load for AP Suite
A302	CLASSROOM	E	770	20	39	
A303	SPED INCLUSION	E	770	20	39	
A304	CLASSROOM	E	770	20	39	
A306	CLASSROOM	E	770	20	39	
A307	SCIENCE LAB	E	1170	20	59	
A309	ROBOTICS	E	740	20	37	
A311	PLANNING	E	335	100	4	
A315	COMPUTER	E	880	20	44	
A321	AP	E	625 GSF	100	7	Total Occupany Load for AP Suite
A322	STEP 4	E	857	20	43	
A323	SPED INCLUSION	E	770	20	39	
A324	CLASSROOM	E	770	20	39	
A326	CLASSROOM	E	770	20	39	
A327	CLASSROOM	E	770	20	39	
A328	CLASSROOM	E	770	20	39	
A329	RESOURCE/ INCLUSION	E	750	20	38	
A331	PLANNING	E	335	100	4	
A335	PLANNING	E	572	100	6	
A341	RESOURCE/ INCLUSION	E	750	20	38	
A342	CLASSROOM	E	770	20	39	
A343	CLASSROOM	E	770	20	39	
A344	CLASSROOM	E	770	20	39	
A346	CLASSROOM	E	770	20	39	
A347	CLASSROOM	E	770	20	39	
A348	CLASSROOM	E	770	20	39	
A349	CLASSROOM	E	750	20	38	
A351	PLANNING	E	335	100	4	
A355	STOREROOM	E		300	2	
A361	STEP 3	E	880	20	44	
A362	STEP CL	E	230	100	3	
A366	SCIENCE LAB	E	1170	20	59	
A370	SCIENCE LAB	E	1170	20	59	
A371	SCIENCE LAB	E	1170	20	59	
A375	SCIENCE LAB	E	1170	20	59	
A383	VOCATIONAL LEARNING CENTER	E	1402	20	71	

EXIT	STAIR WIDTH (INCHES)	STAIR EXIT ALLOWANCE (INCHES/OCCUPANT)	STAIR CAPACITY (OCCUPANTS)	DOOR WIDTH (CLEAR DOOR OPENING IN INCHES)	DOOR EXIT ALLOWANCE (INCHES/OCCUPANT)	DOOR CAPACITY (OCCUPANTS)	EXIT CAPACITY (OCCUPANTS)
2.1	96	0.2	480	75	0.15	500	480
2.2	96	0.2	480	75	0.15	500	480
2.3	96	0.2	480	75	0.15	500	480
2.4	50	0.2	250	37	0.15	247	247
2.5	72	0.2	360	67	0.15	447	360

TOTAL EXIT CAPACITY - LEVEL 2	2,047
REQUIRED EXIT CAPACITY	2,045

BUILDING A

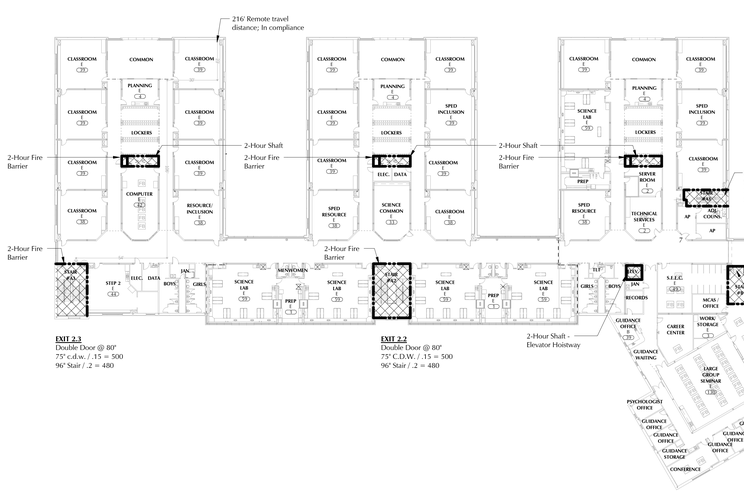

BUILDING B

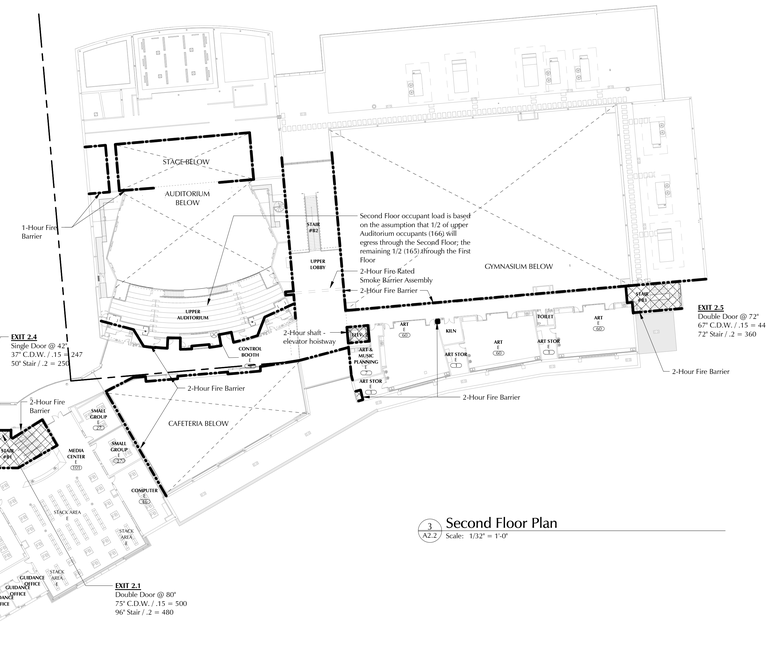

3 A2.2 Second Floor Plan
Scale: 1/32" = 1'-0"

Second Floor Code Review Schedule						
Number	Name	Occupancy Type	Room Area	SF per Occupant	Occupancy Load	Notes
A201	AP	E	625 GSF	100	7	Total Occupany Load for AP Suite
A202	CLASSROOM	E	770	20	39	
A203	SPED INCLUSION	E	770	20	39	
A204	CLASSROOM	E	770	20	39	
A206	CLASSROOM	E	770	20	39	
A207	SCIENCE LAB	E	1170	20	59	
A209	SPED RESOURCE	E	750	20	38	
A211	PLANNING	E	335	100	4	
A213	SERVER ROOM	E	282	300	2	
A215	TECHNICAL SERVICES	E	475	300	2	
A221	CLASSROOM	E	750	20	38	
A222	CLASSROOM	E	770	20	39	
A223	SPED INCLUSION	E	770	20	39	
A224	CLASSROOM	E	770	20	39	
A226	CLASSROOM	E	770	20	39	
A227	CLASSROOM	E	770	20	39	
A228	CLASSROOM	E	770	20	39	
A229	SPED RESOURCE	E	750	20	38	
A231	PLANNING	E	335	100	4	
A235	SCIENCE COMMON	E	650	20	33	
A241	RESOURCE/ INCLUSION	E	750	20	38	
A242	CLASSROOM	E	770	20	39	
A243	CLASSROOM	E	770	20	39	
A244	CLASSROOM	E	770	20	39	
A246	CLASSROOM	E	770	20	39	
A247	CLASSROOM	E	770	20	39	
A248	CLASSROOM	E	770	20	39	
A249	CLASSROOM	E	750	20	38	
A251	PLANNING	E	335	100	4	
A255	COMPUTER	E	830	20	42	
A261	STEP 2	E	880	20	44	
A266	SCIENCE LAB	E	1170	20	59	
A270	SCIENCE LAB	E	1170	20	59	
A271	SCIENCE LAB	E	1170	20	59	
A275	SCIENCE LAB	E	1170	20	59	
A286	S.E.L.C.	E	978	20	49	
A287	MCAS / OFFICE	E		100	3	
A987	GUIDANCE OFFICE	B		100	39	
B201	ART & MUSIC PLANNING	E	615	100	7	
B202	ART	E	1195	20	60	
B204	ART	E	1195	20	60	
B206	ART	E	1195	20	60	
B272	CONTROL BOOTH	E	152	50	4	
B281	MEDIA CENTER	E		50 at Reading / 100 at Stacks	101	Total Occupancy Load includes Stack Areas
B282	SMALL GROUP	E	525	20	27	
B283	SMALL GROUP	E	525	20	27	
B284	COMPUTER	E	905	20	46	
B285	WORK/ STORAGE	E	258	100	3	
B286	LARGE GROUP SEMINAR	E	1935	15	130	

LAMOUREUX PAGANO ASSOCIATES, ARCHITECTS
108 GROVE STREET, SUITE 300
WORCESTER, MASSACHUSETTS 01605

MEMBER OF THE AMERICAN INSTITUTE OF ARCHITECTS

CONSULTANT

OWNER

Worcester Public Schools

Worcester, MA

Project North

PROJECT

FINAL BID PACKAGE

South High Community School

170 Apricot Street, Worcester, MA 01603

TITLE

Second and Third Floor Code Plans

Key Plan

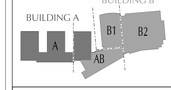

REVISIONS

No.	Description	Date

FILE:

DWN. BY: Author | JOB NO: #1611

CKD. BY: Checker | SCALE: 1/32" = 1'-0"

DATE: January 31, 2019

A2.2

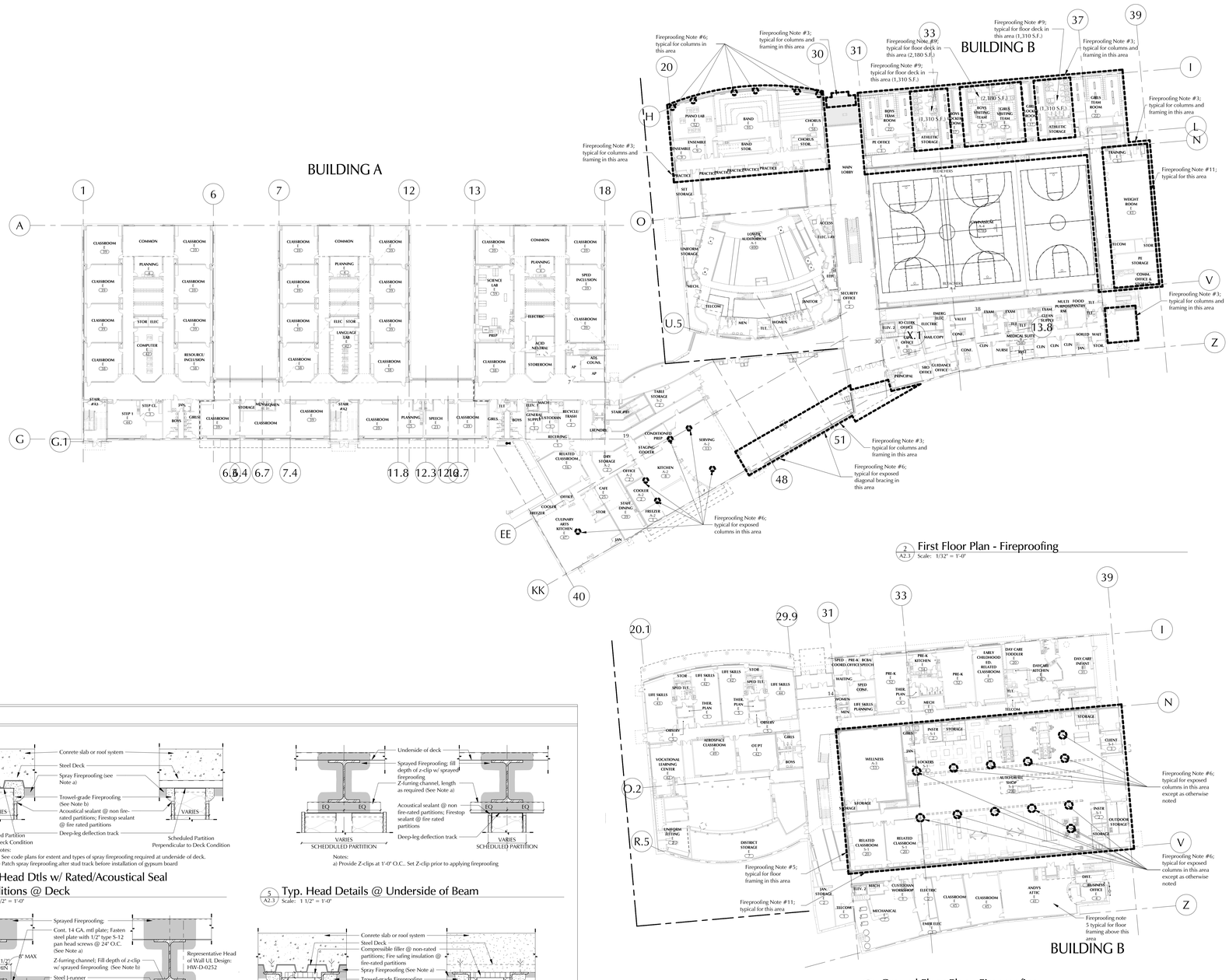

2 A2.3 First Floor Plan - Fireproofing
Scale: 1/32" = 1'-0"

1 A2.3 Ground Floor Plan - Fireproofing
Scale: 1/32" = 1'-0"

FIREPROOFING DETAILS: BEAMS, COLUMNS & BRACES

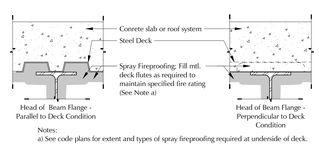

Notes:
a) See code plans for extent and types of spray fireproofing required at underside of deck.

Notes:
a) See code plans for extent and types of spray fireproofing required at underside of deck.
b) Patch spray fireproofing after stud track before installation of gypsum board

Typ. Head Dtls w/ Rated/Acoustical Seal Conditions @ Deck

4 A2.3 Scale: 1 1/2" = 1'-0"

Notes:
a) Provide Z-clips at 1'-0" O.C.. Set Z-clip prior to applying fireproofing

Typ. Head Details @ Underside of Beam

5 A2.3 Scale: 1 1/2" = 1'-0"

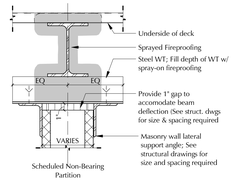

Typ. Head Detail @ CMU Partition Centered on Protected Beam

6 A2.3 Scale: 1 1/2" = 1'-0"

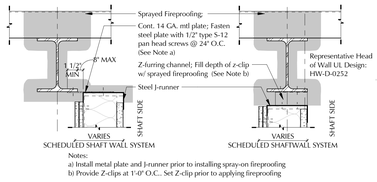

Notes:
a) Install metal plate and J-runner prior to installing spray-on fireproofing
b) Provide Z-clips at 1'-0" O.C.. Set Z-clip prior to applying fireproofing

Typ. Shaft Wall Head Dtls @ Underside of Protected Beam

7 A2.3 Scale: 1 1/2" = 1'-0"

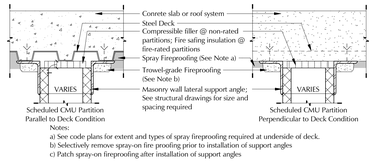

Notes:
a) See code plans for extent and types of spray fireproofing required at underside of deck.
b) Selectively remove spray-on fire proofing prior to installation of support angles
c) Patch spray-on fireproofing after installation of support angles

Typ. CMU Head Detail w/ Rated/Acoustical Seal Conditions @ Deck

8 A2.3 Scale: 1 1/2" = 1'-0"

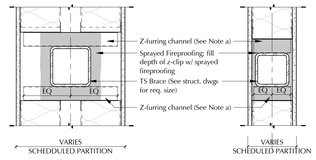

Notes:
a) Provide Z-clips at 1'-0" O.C.. Fill Z-clips with spray-on fireproofing. Set Z-clip prior to applying fireproofing

Typical Detail @ Structural Bracing

9 A2.3 Scale: 1 1/2" = 1'-0"

WIDE FLANGE BEAMS	HSS COLUMNS AND BRACING	WIDE FLANGE COLUMNS	METAL ROOF DECK UNDER 20'-0" ABOVE FLOOR BELOW	ELEVATED SLAB CONSISTING OF 6.25" THICK LIGHT WEIGHT CONCRETE	ELEVATED SLAB CONSISTING OF 5.5" THICK LIGHT WEIGHT CONCRETE
STANDARD DENSITY SPRAYED CEMENTITIOUS 2 HOUR: UL DESIGN NO. N782 MEDIUM DENSITY SPRAYED CEMENTITIOUS 2 HOUR: UL DESIGN NO. N782 INTUMESCENT MASTIC 1 HOUR: UL DESIGN NO. N607 2 HOUR: UL DESIGN NO. N607	STANDARD DENSITY SPRAYED CEMENTITIOUS 1 HOUR: UL DESIGN NO. Y710 2 HOUR: UL DESIGN NO. Y710 MEDIUM DENSITY SPRAYED CEMENTITIOUS 1 HOUR: UL DESIGN NO. Y710 2 HOUR: UL DESIGN NO. Y710 INTUMESCENT MASTIC 1 HOUR: UL DESIGN NO. X638 2 HOUR: UL DESIGN NO. X638	STANDARD DENSITY SPRAYED CEMENTITIOUS 1 HOUR: UL DESIGN NO. X854 2 HOUR: UL DESIGN NO. X854 MEDIUM DENSITY SPRAYED CEMENTITIOUS 1 HOUR: UL DESIGN NO. X854 2 HOUR: UL DESIGN NO. X854 INTUMESCENT MASTIC 1 HOUR: UL DESIGN NO. X625 2 HOUR: UL DESIGN NO. X625	STANDARD DENSITY SPRAYED CEMENTITIOUS 1 HOUR: UL DESIGN NO. P732 BEAM SUBSTITUTION: UL DESIGN NO. S750	2 HOUR: UL DESIGN NO. D925 BEAM SUBSTITUTION: UL DESIGN NO. N782	2 HOUR: UL DESIGN NO. D779 BEAM SUBSTITUTION: UL DESIGN NO. N782

Fireproofing UL Design Numbers

10 A2.3 Scale: 1 1/2" = 1'-0"

FIREPROOFING LEGEND

REFER TO FIREPROOFING PLANS

1. REFER TO TABLE 601 - FIRE-RESISTANCE RATING REQUIREMENTS FOR BUILDING ELEMENTS; THIS SHEET.

2. UNLESS NOTED OTHERWISE, PROVIDE TYPE I STANDARD DENSITY SPRAYED CEMENTITIOUS FIREPROOFING ON STRUCTURAL STEEL THROUGHOUT.

3. FIRE-RESISTANCE RATINGS OF PRIMARY STRUCTURAL FRAME AND BEARING WALLS ARE PERMITTED TO BE REDUCED BY 1 HOUR WHEN SUPPORTING A ROOF ONLY.

4. FIREPROOFING OF STRUCTURAL MEMBERS, INCLUDING PROTECTION OF ROOF FRAMING AND DECKING, IS NOT REQUIRED WHERE EVERY PART OF THE ROOF CONSTRUCTION IS 20'-0" OR MORE ABOVE ANY FLOOR IMMEDIATELY BELOW.

5. PROVIDE TYPE II MEDIUM DENSITY SPRAYED CEMENTITIOUS FIREPROOFING WHERE INDICATED.

6. PROVIDE TYPE III INTUMESCENT FIREPROOFING WHERE INDICATED. ALL STRUCTURAL STEEL SCHEDULED TO RECEIVE INTUMESCENT FIREPROOFING TO BE SHOP PRIMED.

7. FIREPROOFING OF STEEL FLOOR DECK MAY BE OMITTED AT ELEVATED SLABS CONSISTING OF 6.25" THICK LIGHTWEIGHT CONCRETE; TYPICAL FOR ALL ELEVATED FLOOR SLABS UNLESS NOTED OTHERWISE.

8. 6.00" THICK CONCRETE ELEVATED SLAB PROVIDES 1-HOUR FIRE RATING FOR ROOF CONSTRUCTION WITHOUT APPLIED FIREPROOFING ON UNDERSIDE OF METAL DECK; REFER TO STRUCTURAL.

9. PROVIDE FIREPROOFING ON UNDERSIDE OF FLOOR DECK AT LOCATIONS OF RECESSED FLOOR SLAB.

10. CONTRACTOR TO VERIFY COMPATIBILITY OF INTUMESCENT FIREPROOFING AND STRUCTURAL STEEL PRIMER. REFER TO STRUCTURAL STEEL SPECIFICATION SECTION 05 12 00.

11. REFER TO ENLARGED DETAILS FOR LOCATIONS OF ADDITIONAL FIREPROOFING IN THIS AREA.

NOTES

PER TABLE 601 - FIRE RESISTANCE RATING REQUIREMENTS FOR BUILDING ELEMENTS (HOURS):

- PRIMARY STRUCTURAL FRAME: 2-HOUR
- BEARING WALLS - EXTERIOR: 2-HOUR (BUT NOT LESS THAN AS REQUIRED IN OTHER SECTIONS OF THIS CODE)
- BEARING WALLS - INTERIOR: 2-HOUR
- NON-BEARING WALLS: 0-HOUR IF FSD GREATER THAN 30'
- FLOOR CONSTRUCTION AND ASSOCIATED SECONDARY MEMBERS: 2-HOUR
- ROOF CONSTRUCTION AND ASSOCIATED SECONDARY MEMBERS: 1-HOUR (EXCEPT THAT A RATING IS NOT REQUIRED FOR ROOF FRAMING AND DECK WHERE EVERY PART OF THE ROOF CONSTRUCTION IS 20 FEET OR MORE ABOVE ANY FLOOR BELOW; I.E. THE GYMNASIUM)
- FIREPROOFING IS NOT REQUIRED AT INTERMEDIATE STAIR LANDINGS, STAIR STRINGERS AND OTHER THEATRICAL/UTILITY METAL FABRICATION ITEMS.
- FIREPROOFING CONTRACTOR TO IDENTIFY HEAD OF WALL DETAILS AT FIRE RATED PARTITIONS.
- FIRE PROTECTION RATINGS SHALL CONSIDER THE BUILDING STRUCTURE AS "RESTRAINED"

PROVIDE APPLIED CEMENTITIOUS OR INTUMESCENT FIREPROOFING AS REQUIRED TO ACHIEVE THE ABOVE RATINGS (ENTIRE BUILDING)

LAMOUREUX PAGANO ASSOCIATES. ARCHITECTS
108 GROVE STREET, SUITE 300
WORCESTER, MASSACHUSETTS 01605

MEMBER OF
THE AMERICAN INSTITUTE OF ARCHITECTS

CONSULTANT

OWNER

Worcester Public Schools

Worcester, MA

Project North

PROJECT

FINAL BID PACKAGE

South High Community School

170 Apricot Street, Worcester, MA 01603

TITLE

Ground and First Floor Fireproofing Plans

Key Plan

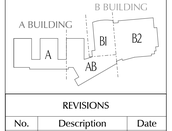

REVISIONS

No.	Description	Date

FILE:

DWN. BY: Author | JOB NO: #1611

CKD. BY: Checker | SCALE: As indicated

DATE: January 31, 2019

A2.3

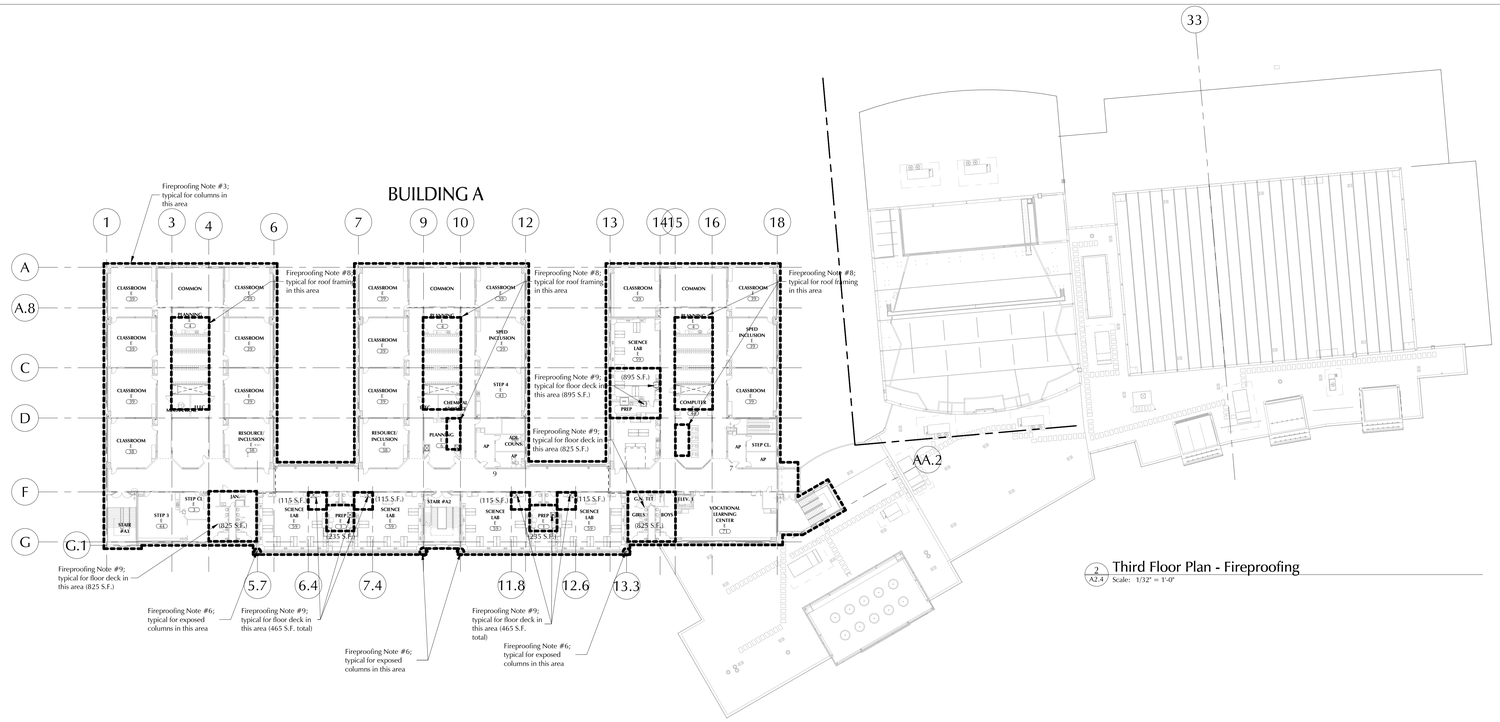

2 A2.4 Third Floor Plan - Fireproofing
Scale: 1/32" = 1'-0"

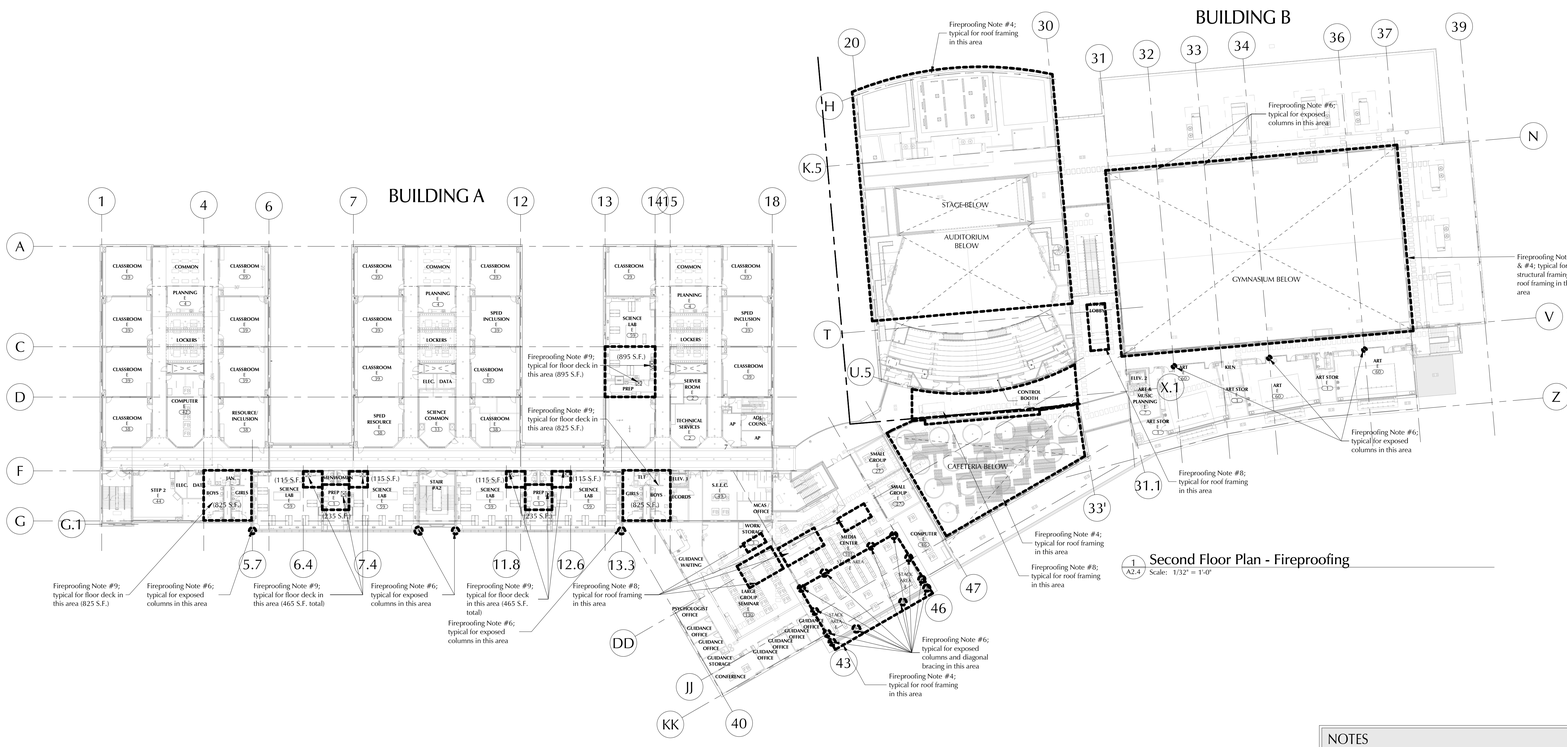

1 A2.4 Second Floor Plan - Fireproofing
Scale: 1/32" = 1'-0"

NOTES

PER TABLE 601 - FIRE RESISTANCE RATING REQUIREMENTS FOR BUILDING ELEMENTS (HOURS):

- PRIMARY STRUCTURAL FRAME: 2-HOUR
- BEARING WALLS - EXTERIOR: 2-HOUR (BUT NOT LESS THAN AS REQUIRED IN OTHER SECTIONS OF THIS CODE)
- BEARING WALLS - INTERIOR: 2-HOUR
- NON-BEARING WALLS: 0-HOUR IF FSD GREATER THAN 30'
- FLOOR CONSTRUCTION AND ASSOCIATED SECONDARY MEMBERS: 2-HOUR
- ROOF CONSTRUCTION AND ASSOCIATED SECONDARY MEMBERS: 1-HOUR (EXCEPT THAT A RATING IS NOT REQUIRED FOR ROOF FRAMING AND DECK WHERE EVERY PART OF THE ROOF CONSTRUCTION IS 20 FEET OR MORE ABOVE ANY FLOOR BELOW; I.E. THE GYMNASIUM)
- FIREPROOFING IS NOT REQUIRED AT INTERMEDIATE STAIR LANDINGS, STAIR STRINGERS AND OTHER THEATRICAL/UTILITY METAL FABRICATION ITEMS.
- FIREPROOFING CONTRACTOR TO IDENTIFY HEAD OF WALL DETAILS AT FIRE RATED PARTITIONS.
- FIRE PROTECTION RATINGS SHALL CONSIDER THE BUILDING STRUCTURE AS "RESTRAINED"

PROVIDE APPLIED CEMENTITIOUS OR INTUMESCENT FIREPROOFING AS REQUIRED TO ACHIEVE THE ABOVE RATINGS (ENTIRE BUILDING)

FIREPROOFING LEGEND

REFER TO FIREPROOFING PLANS

1. REFER TO TABLE 601 - FIRE-RESISTANCE RATING REQUIREMENTS FOR BUILDING ELEMENTS; THIS SHEET.

2. UNLESS NOTED OTHERWISE, PROVIDE TYPE I STANDARD DENSITY SPRAYED CEMENTITIOUS FIREPROOFING ON STRUCTURAL STEEL THROUGHOUT.

3. FIRE-RESISTANCE RATINGS OF PRIMARY STRUCTURAL FRAME AND BEARING WALLS ARE PERMITTED TO BE REDUCED BY 1 HOUR WHEN SUPPORTING A ROOF ONLY.

4. FIREPROOFING OF STRUCTURAL MEMBERS, INCLUDING PROTECTION OF ROOF FRAMING AND DECKING, IS NOT REQUIRED WHERE EVERY PART OF THE ROOF CONSTRUCTION IS 20'-0" OR MORE ABOVE ANY FLOOR IMMEDIATELY BELOW.

5. PROVIDE TYPE II MEDIUM DENSITY SPRAYED CEMENTITIOUS FIREPROOFING WHERE INDICATED.

6. PROVIDE TYPE III INTUMESCENT FIREPROOFING WHERE INDICATED. ALL STRUCTURAL STEEL SCHEDULED TO RECEIVE INTUMESCENT FIREPROOFING TO BE SHOP PRIMED.

7. FIREPROOFING OF STEEL FLOOR DECK MAY BE OMITTED AT ELEVATED SLABS CONSISTING OF 6.25" THICK LIGHTWEIGHT CONCRETE; TYPICAL FOR ALL ELEVATED FLOOR SLABS UNLESS NOTED OTHERWISE.

8. 6.00" THICK CONCRETE ELEVATED SLAB PROVIDES 1-HOUR FIRE RATING FOR ROOF CONSTRUCTION WITHOUT APPLIED FIREPROOFING ON UNDERSIDE OF METAL DECK; REFER TO STRUCTURAL.

9. PROVIDE FIREPROOFING ON UNDERSIDE OF FLOOR DECK AT LOCATIONS OF RECESSED FLOOR SLAB.

10. CONTRACTOR TO VERIFY COMPATIBILITY OF INTUMESCENT FIREPROOFING AND STRUCTURAL STEEL PRIMER. REFER TO STRUCTURAL STEEL SPECIFICATION SECTION 05 12 00.

11. REFER TO ENLARGED DETAILS FOR LOCATIONS OF ADDITIONAL FIREPROOFING IN THIS AREA.

LAMOUREUX PAGANO ASSOCIATES. ARCHITECTS
108 GROVE STREET, SUITE 300
WORCESTER, MASSACHUSETTS 01605

MEMBER OF
THE AMERICAN INSTITUTE OF ARCHITECTS

CONSULTANT

OWNER

Worcester Public Schools

Worcester, MA

Project North

PROJECT

FINAL BID PACKAGE

South High Community School

170 Apricot Street, Worcester, MA 01603

TITLE

Second and Third Floor Fireproofing Plans

Key Plan

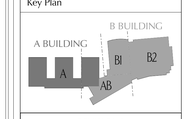

REVISIONS

No.	Description	Date

FILE:

DWN. BY:	Author	JOB NO:	#1611
CKD. BY:	Checker	SCALE:	1/32" = 1'-0"
DATE:	January 31, 2019		

A2.4

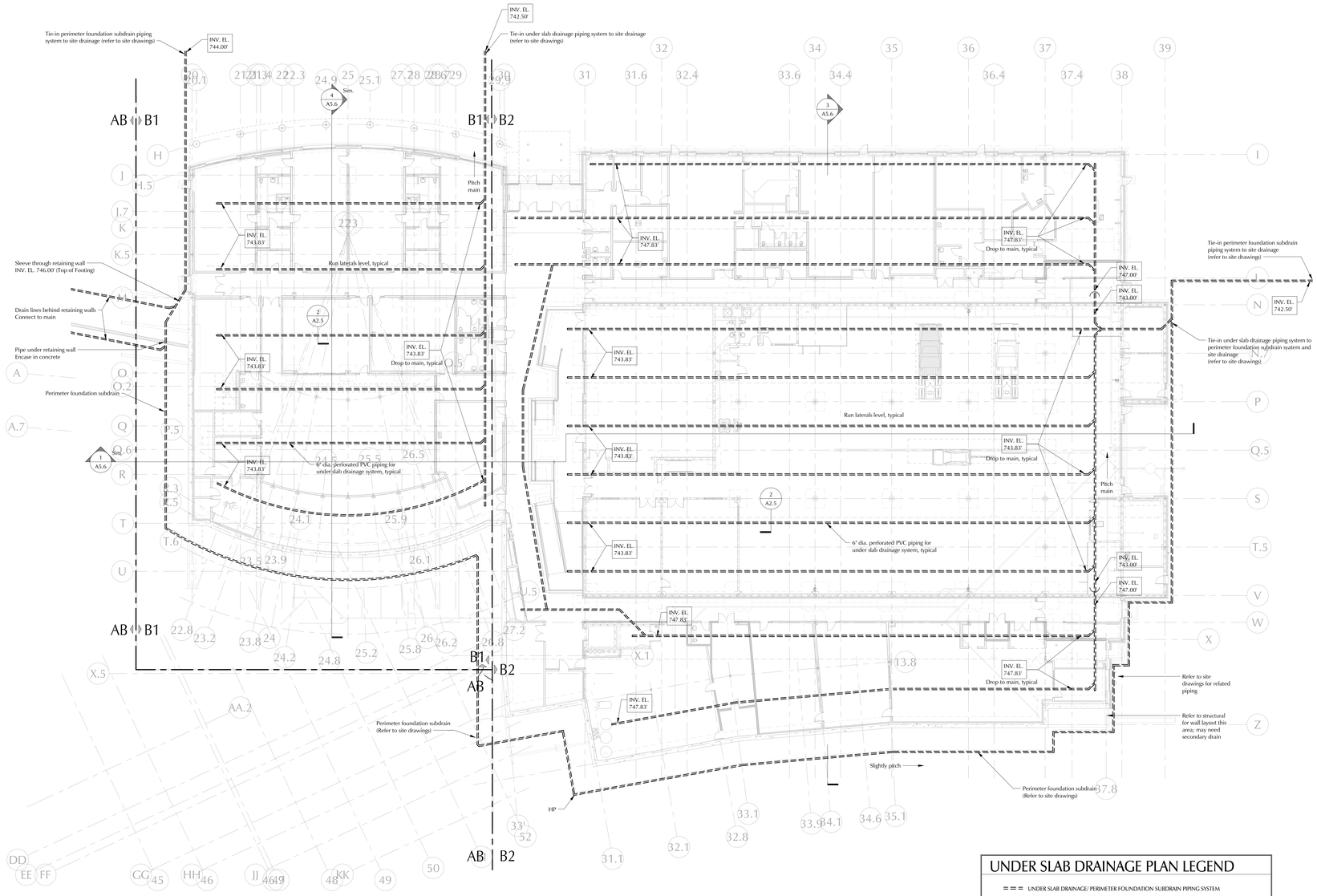

UNDER SLAB DRAINAGE PLAN LEGEND

- UNDER SLAB DRAINAGE/ PERIMETER FOUNDATION SUBDRAIN PIPING SYSTEM
- UNDER SLAB RADON PIPING SYSTEM
- UNDER SLAB SANITARY PIPING SYSTEM
- TYPICAL STRUCTURAL COLUMN/PIER FOOTING

NOTES:
1. REFER TO SITE DRAWINGS FOR SITE DRAINAGE INFORMATION
2. REFER TO STRUCTURAL DRAWINGS FOR FOUNDATION AND FOOTING/PIER INFORMATION
3. REFER TO PLUMBING DRAWINGS FOR RADON PIPING INFORMATION
4. REFER TO PLUMBING DRAWINGS FOR SANITARY PIPING INFORMATION

1 A2.5 Under Slab Drainage Plan - Section B1/B2
Scale: 1/16" = 1'-0"

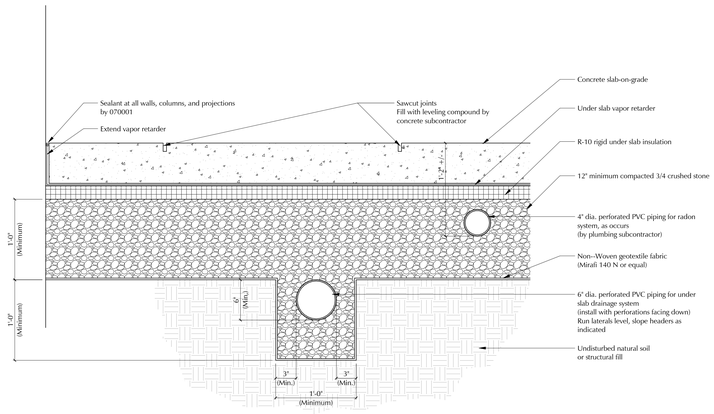

2 A2.5 Typical Under Slab Drainage Detail
Scale: 1 1/2" = 1'-0"

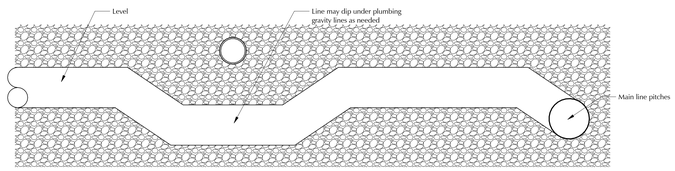

3 A2.5 Typical Under Slab Drainage/Plumbing Line Detail
Scale: 1 1/2" = 1'-0"

LAMOUREUX PAGANO ASSOCIATES, ARCHITECTS
108 GROVE STREET, SUITE 300
WORCESTER, MASSACHUSETTS 01605

MEMBER OF THE AMERICAN INSTITUTE OF ARCHITECTS

CONSULTANT

OWNER

Worcester Public Schools

Worcester, MA

Project North

PROJECT

FINAL BID PACKAGE

South High Community School

170 Apricot Street, Worcester, MA 01603

TITLE

Under Slab Drainage Plan Section B1/B2

Key Plan

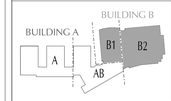

REVISIONS

No.	Description	Date

FILE:

DWN. BY: Author	JOB NO: #1611
CKD. BY: Checker	SCALE: As indicated
DATE: January 31, 2019	

A2.5

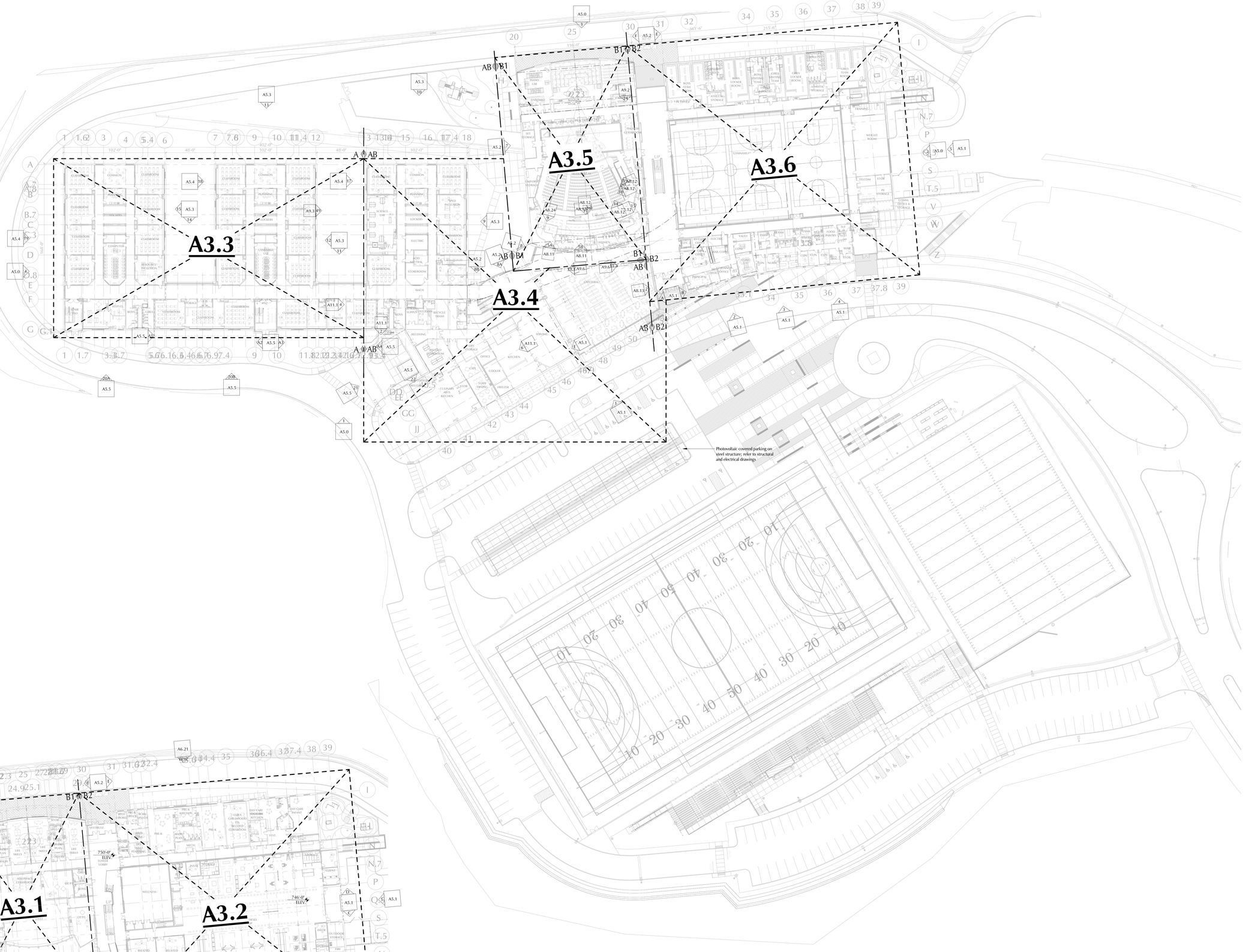

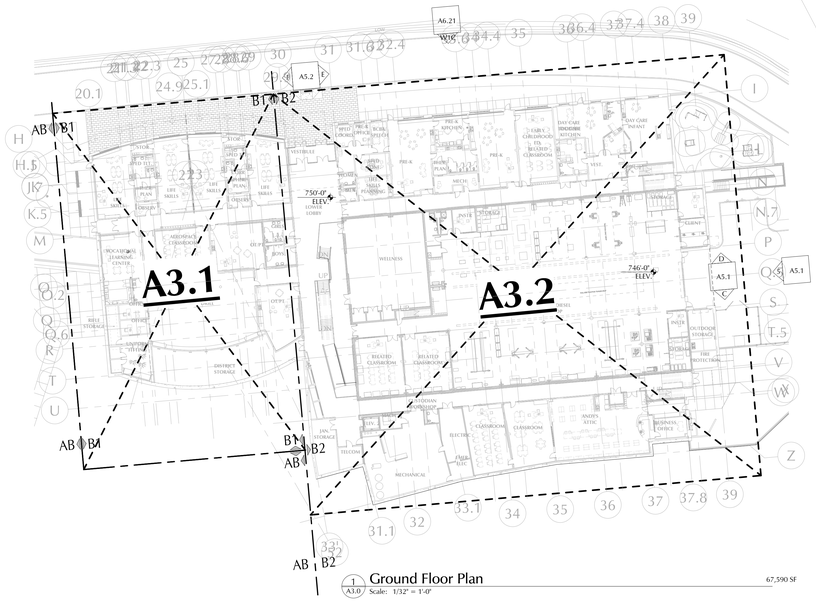

1 A3.0 Ground Floor Plan — 67,590 SF
Scale: 1/32" = 1'-0"

2 A3.0 First Floor Plan — 150,342 SF
Scale: 1/32" = 1'-0"

LAMOUREUX PAGANO ASSOCIATES, ARCHITECTS
108 GROVE STREET, SUITE 300
WORCESTER, MASSACHUSETTS 01605

MEMBER OF
THE AMERICAN INSTITUTE OF ARCHITECTS

CONSULTANT

OWNER

Worcester Public Schools

Worcester, MA

Project North

PROJECT

FINAL BID PACKAGE

South High Community School

170 Apricot Street, Worcester, MA 01603

TITLE

Orientation Ground & First Floor Plans

Key Plan

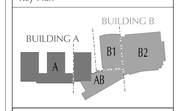

REVISIONS

No.	Description	Date

FILE:

DWN. BY: Author	JOB NO: #1611
CKD. BY: Checker	SCALE: 1/32" = 1'-0"
DATE: January 31, 2019	

A3.0

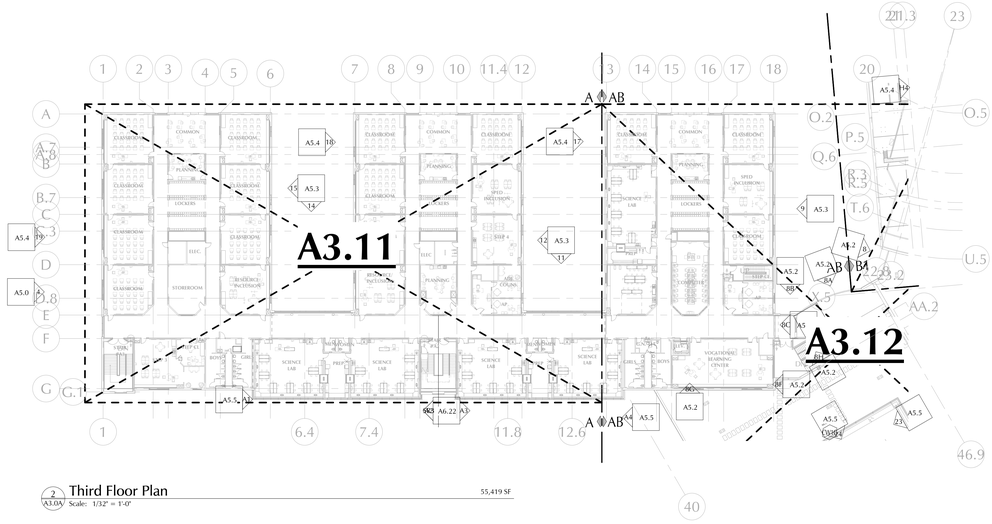

2 A3.0A Third Floor Plan
Scale: 1/32" = 1'-0"

55,419 SF

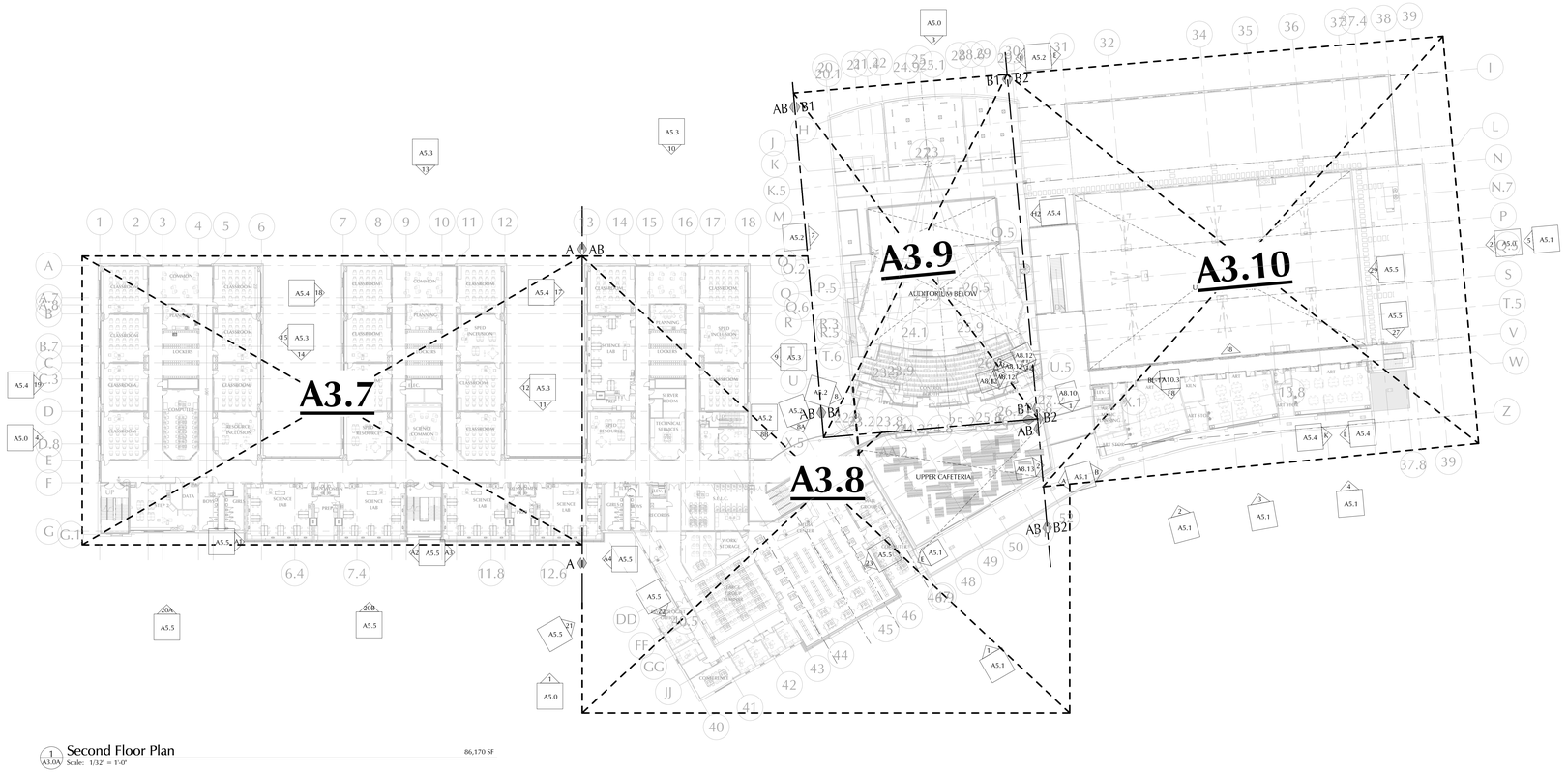

1 A3.0A Second Floor Plan
Scale: 1/32" = 1'-0"

86,170 SF

LAMOUREUX PAGANO ASSOCIATES, ARCHITECTS
108 GROVE STREET, SUITE 300
WORCESTER, MASSACHUSETTS 01605

MEMBER OF
THE AMERICAN INSTITUTE OF ARCHITECTS

CONSULTANT

OWNER

Worcester Public Schools

Worcester, MA

Project North

PROJECT

FINAL BID PACKAGE

South High Community School

170 Apricot Street, Worcester, MA 01603

TITLE

Orientation Second & Third Floor Plans

Key Plan

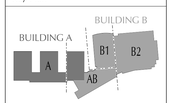

REVISIONS

No.	Description	Date

FILE:

DWN. BY: Author	JOB NO: #1611
CKD. BY: Checker	SCALE: 1/32" = 1'-0"

DATE: January 31, 2019

A3.0A

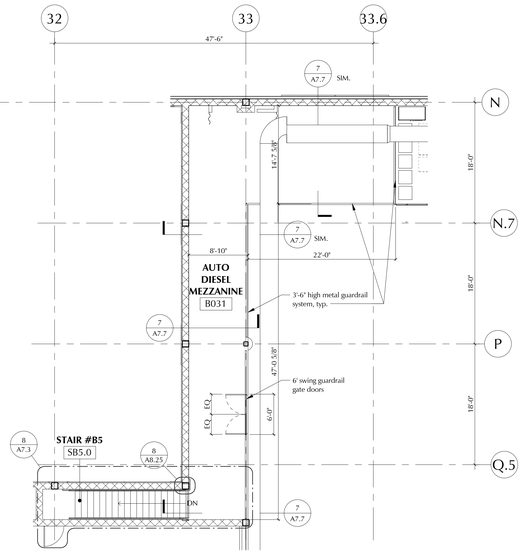

1A A3.1 Ground Level Floor Plan-Mezzanine
Scale: 1/8" = 1'-0"

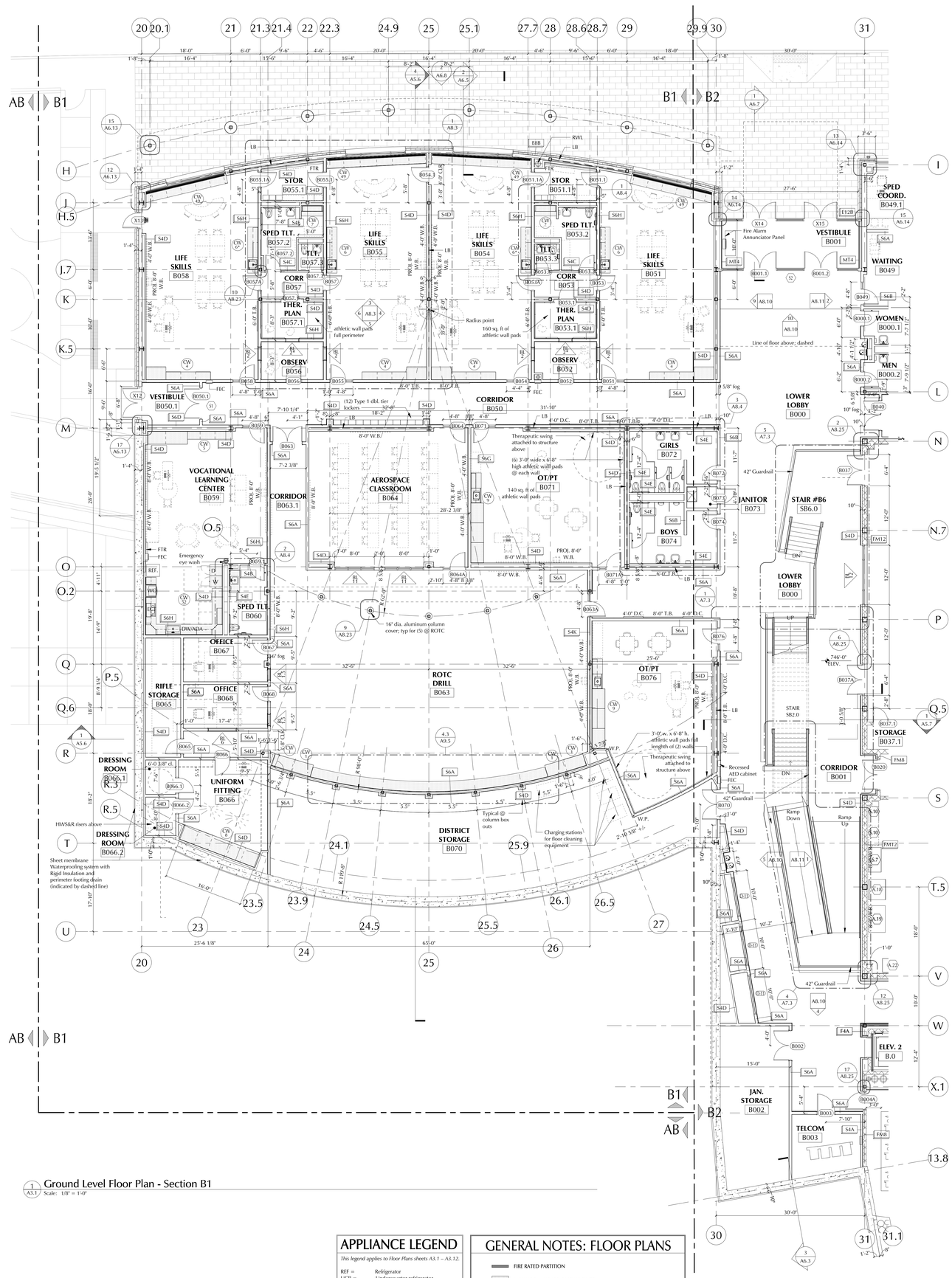

1 A3.1 Ground Level Floor Plan - Section B1
Scale: 1/8" = 1'-0"

APPLIANCE LEGEND

This legend applies to Floor Plans sheets A3.1 – A3.12.

REF =	Refrigerator
UCR =	Undercounter refrigerator
W =	Front loading washer
D =	Front loading dryer
ECT =	Electric cooktop
ER =	Electric range
WO =	Micro/Oven combo wall oven
MR =	Microwave oven over range
DW =	Dishwasher
DWADA =	Dishwasher (ADA compliant)
W/D =	Stacked washer/dryer
F =	Freezer
M =	Countertop microwave
RH =	Range hood

GENERAL NOTES: FLOOR PLANS

FIRE RATED PARTITION

MILLWORK AND/OR CASEWORK ITEM

FURNITURE, FIXTURES & EQUIPMENT (N.I.C.)

NOTES:
1. REFER TO DRAWING A1.1 FOR PARTITION TYPES
2. REFER TO DRAWINGS A11.XX FOR FINISHES INFO & DETAIL

LAMOUREUX PAGANO ASSOCIATES, ARCHITECTS
108 GROVE STREET, SUITE 300
WORCESTER, MASSACHUSETTS 01605

MEMBER OF
THE AMERICAN INSTITUTE OF ARCHITECTS

CONSULTANT

OWNER

Worcester Public Schools

Worcester, MA

Project North

PROJECT

FINAL BID PACKAGE

South High Community School

170 Apricot Street, Worcester, MA 01603

TITLE

Ground Floor Plan Section B1

Key Plan

BUILDING A
BUILDING B
A
AB
B1
B2

REVISIONS

No.	Description	Date

FILE:

DWN. BY: Author | JOB NO: #1611

CKD. BY: Checker | SCALE: As indicated

DATE: January 31, 2019

A3.1

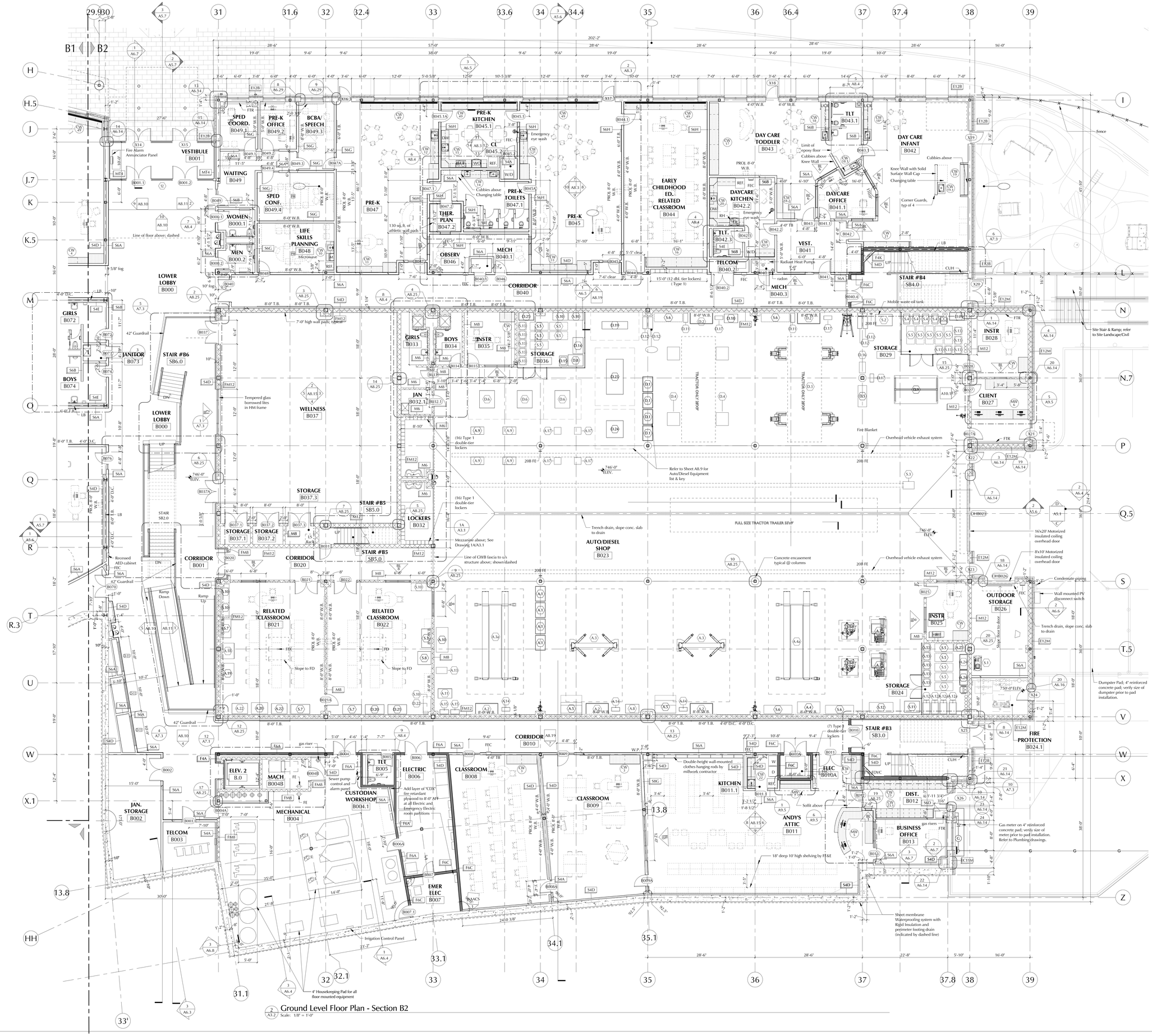

2 A3.2 Ground Level Floor Plan - Section B2
Scale: 1/8" = 1'-0"

LAMOUREUX PAGANO ASSOCIATES, ARCHITECTS
108 GROVE STREET, SUITE 300
WORCESTER, MASSACHUSETTS 01605

MEMBER OF
THE AMERICAN INSTITUTE OF ARCHITECTS

CONSULTANT

OWNER

Worcester Public Schools

Worcester, MA

PROJECT

FINAL BID PACKAGE

South High Community School

170 Apricot Street, Worcester, MA 01603

TITLE

Ground Floor Plan Section B2

Key Plan

BUILDING A
BUILDING B
A
B1
B2
AB

REVISIONS

No.	Description	Date

FILE:

DWN. BY: Author | JOB NO: #1611

CKD. BY: Checker | SCALE: 1/8" = 1'-0"

DATE: January 31, 2019

A3.2

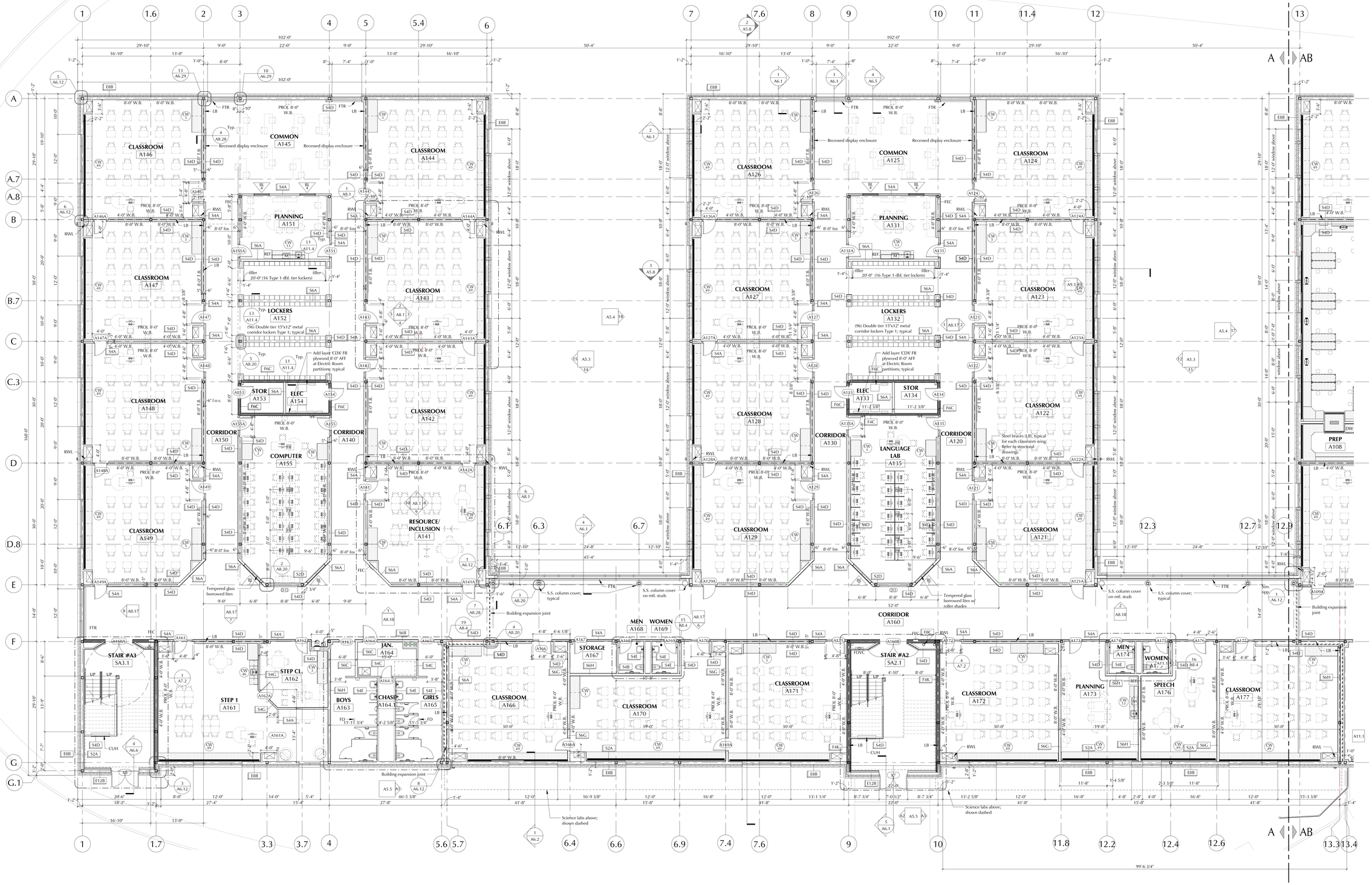

1 First Floor Plan Section A
A3.3 Scale: 1/8" = 1'-0"

LAMOUREUX PAGANO ASSOCIATES, ARCHITECTS
108 GROVE STREET, SUITE 300
WORCESTER, MASSACHUSETTS 01605

MEMBER OF
THE AMERICAN INSTITUTE OF ARCHITECTS

CONSULTANT

OWNER

Worcester Public Schools

Worcester, MA

Project North

PROJECT

FINAL BID PACKAGE

South High Community School

170 Apricot Street, Worcester, MA 01603

TITLE

First Floor Plan Section A

Key Plan

BUILDING A
BUILDING B
A
B1
B2
AB

REVISIONS

No.	Description	Date

FILE:

DWN. BY: Author
JOB NO: #1611
CKD. BY: Checker
SCALE: 1/8" = 1'-0"
DATE: January 31, 2019

A3.3



4 A3.4 First Floor Plan Section AB
Scale: 1/8" = 1'-0"

LAMOUREUX PAGANO ASSOCIATES, ARCHITECTS
108 GROVE STREET, SUITE 300
WORCESTER, MASSACHUSETTS 01605

MEMBER OF THE AMERICAN INSTITUTE OF ARCHITECTS

CONSULTANT

OWNER

Worcester Public Schools

Worcester, MA

Project North

PROJECT

FINAL BID PACKAGE

South High Community School

170 Apricot Street, Worcester, MA 01603

TITLE

First Floor Plan Section AB

Key Plan

BUILDING A
BUILDING B
A
B1
B2
AB

REVISIONS

No.	Description	Date

FILE:

DWN. BY: Author
JOB NO: #1611
CKD. BY: Checker
SCALE: 1/8" = 1'-0"
DATE: January 31, 2019

A3.4

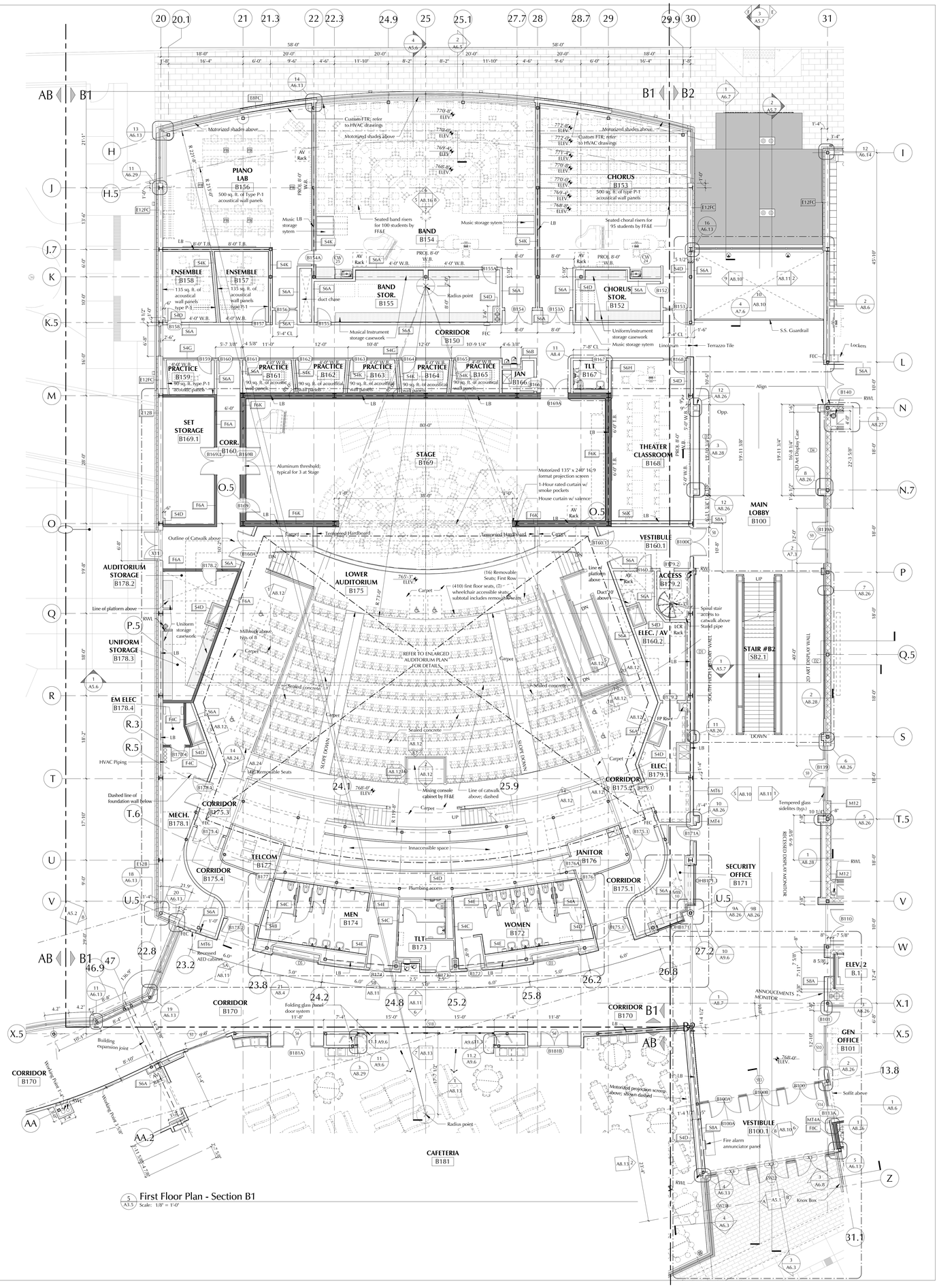

5 A3.5 First Floor Plan - Section B1
Scale: 1/8" = 1'-0"

LAMOUREUX PAGANO ASSOCIATES, ARCHITECTS
108 GROVE STREET, SUITE 300
WORCESTER, MASSACHUSETTS 01605

MEMBER OF THE AMERICAN INSTITUTE OF ARCHITECTS

CONSULTANT

OWNER

Worcester Public Schools

Worcester, MA

Project North

PROJECT

FINAL BID PACKAGE

South High Community School

170 Apricot Street, Worcester, MA 01603

TITLE

First Floor Plan Section B1

Key Plan

BUILDING A
BUILDING B
A
B1
B2
AB

REVISIONS

No.	Description	Date

FILE:

DWN. BY: Author
JOB NO: #1611
CKD. BY: Checker
SCALE: 1/8" = 1'-0"
DATE: January 31, 2019

A3.5

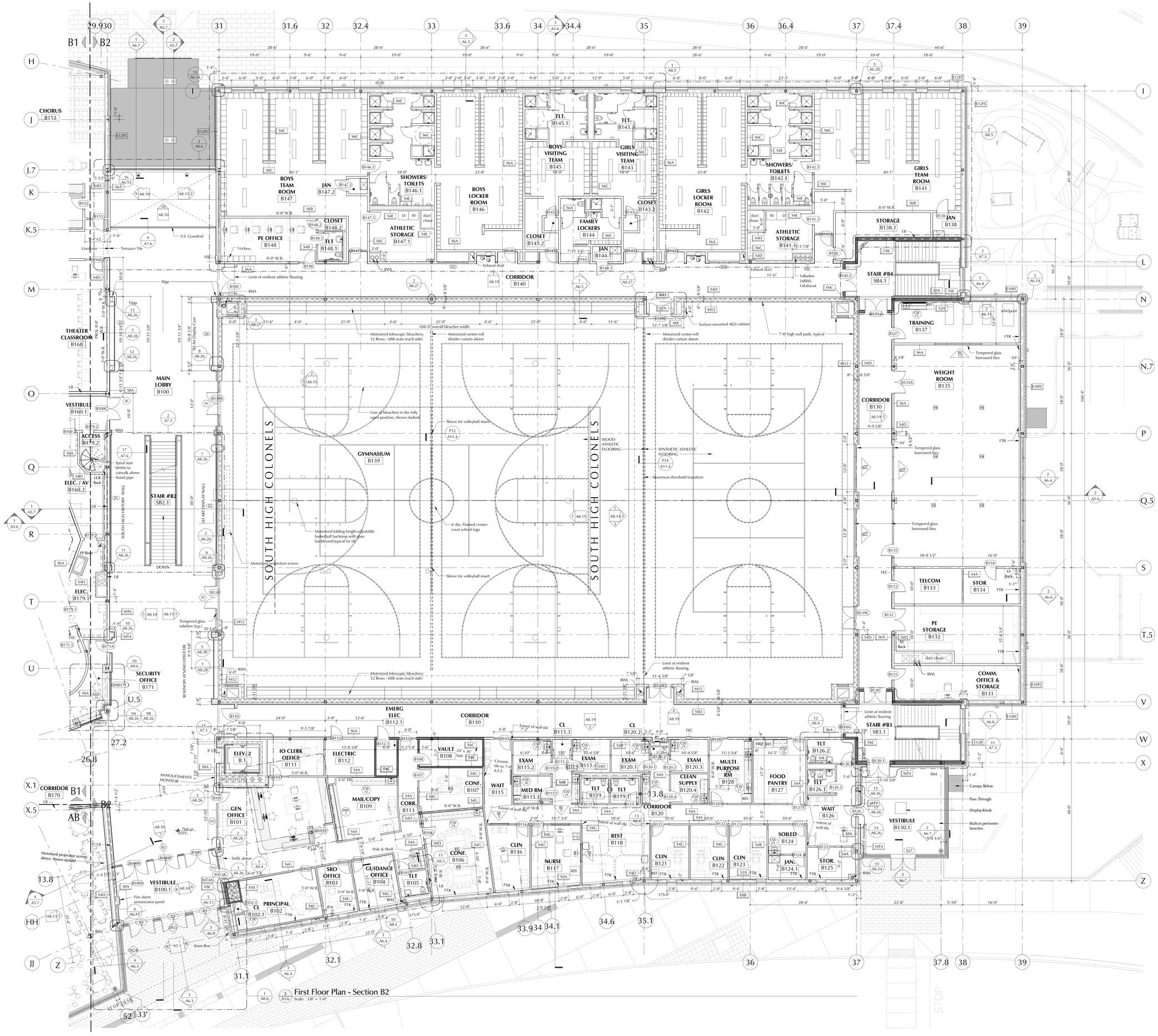

First Floor Plan - Section B2
Scale: 1/8" = 1'-0"

LAMOUREUX PAGANO ASSOCIATES, ARCHITECTS
108 GROVE STREET, SUITE 300
WORCESTER, MASSACHUSETTS 01605

MEMBER OF
THE AMERICAN INSTITUTE OF ARCHITECTS

CONSULTANT

OWNER

Worcester Public Schools

Worcester, MA

PROJECT

FINAL BID PACKAGE

South High Community School

170 Apricot Street, Worcester, MA 01603

TITLE

First Floor Plan Section B2

Key Plan

BUILDING A
BUILDING B
A
B1
B2
AB

REVISIONS

No.	Description	Date

FILE:

DWN. BY: Author
JOB NO: #1611
CKD. BY: Checker
SCALE: 1/8" = 1'-0"
DATE: January 31, 2019

A3.6

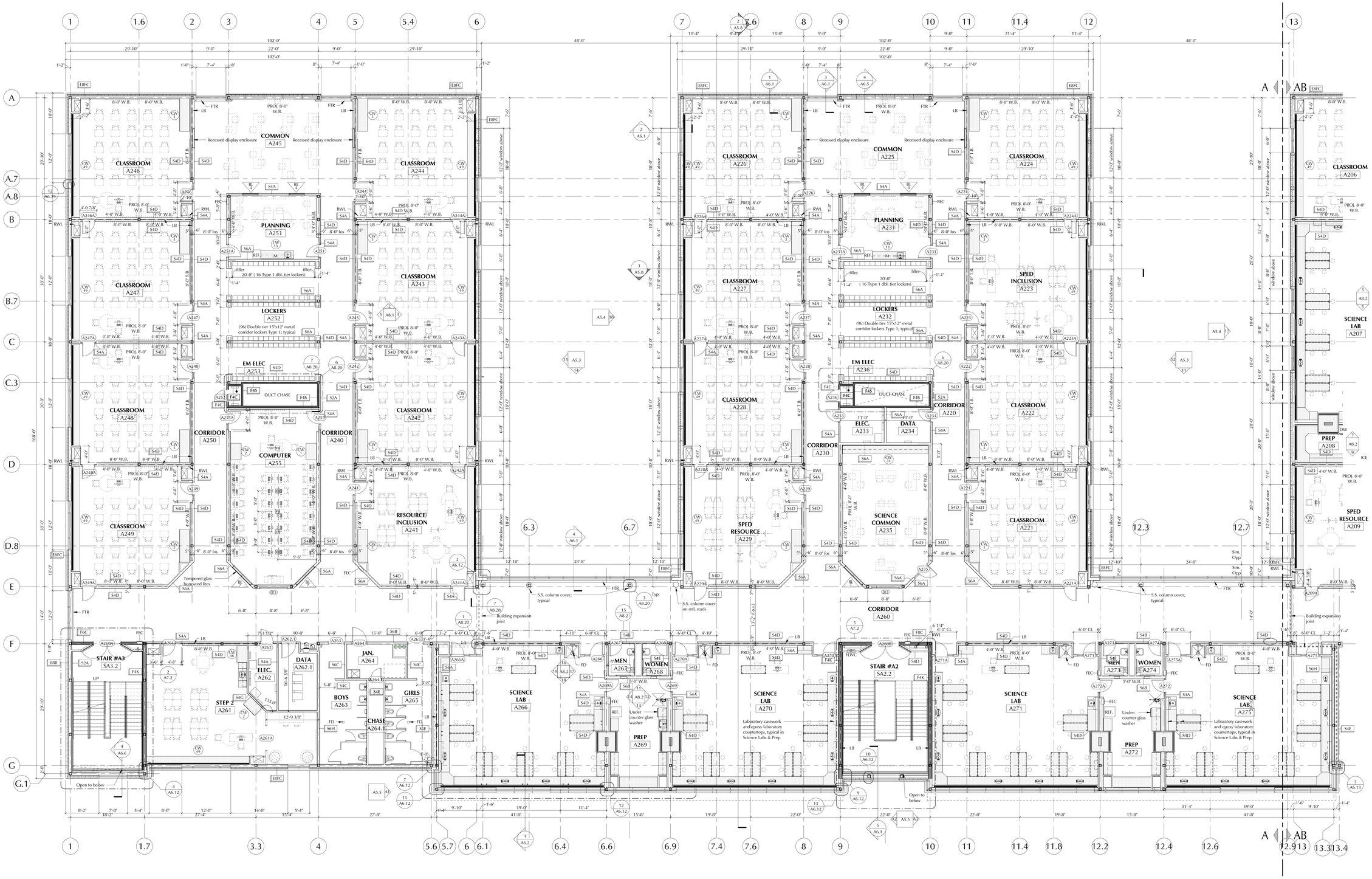

7 Second Floor Plan Section A
A3.7 Scale: 1/8" = 1'-0"

LAMOUREUX PAGANO ASSOCIATES, ARCHITECTS
108 GROVE STREET, SUITE 300
WORCESTER, MASSACHUSETTS 01605

MEMBER OF THE AMERICAN INSTITUTE OF ARCHITECTS

CONSULTANT

OWNER

Worcester Public Schools

Worcester, MA

Project North

PROJECT

FINAL BID PACKAGE

South High Community School

170 Apricot Street, Worcester, MA 01603

TITLE

Second Floor Plan Section A

Key Plan

BUILDING A BUILDING B B1 B2 A AB

REVISIONS

No.	Description	Date

FILE:

DWN. BY: Author	JOB NO: #1611
CKD. BY: Checker	SCALE: 1/8" = 1'-0"
DATE: January 31, 2019	

A3.7



LAMOUREUX PAGANO ASSOCIATES, ARCHITECTS
108 GROVE STREET, SUITE 300
WORCESTER, MASSACHUSETTS 01605

MEMBER OF
THE AMERICAN INSTITUTE OF ARCHITECTS

CONSULTANT

OWNER

Worcester Public Schools

Worcester, MA

Project North

PROJECT

FINAL BID PACKAGE

South High Community School

170 Apricot Street, Worcester, MA 01603

TITLE

Second Floor Plan Section AB

Key Plan

BUILDING A
BUILDING B
A
B1
B2
AB

REVISIONS

No.	Description	Date

FILE:

DWN. BY: Author	JOB NO: #1611
CKD. BY: Checker	SCALE: 1/8" = 1'-0"
DATE: January 31, 2019	

A3.8

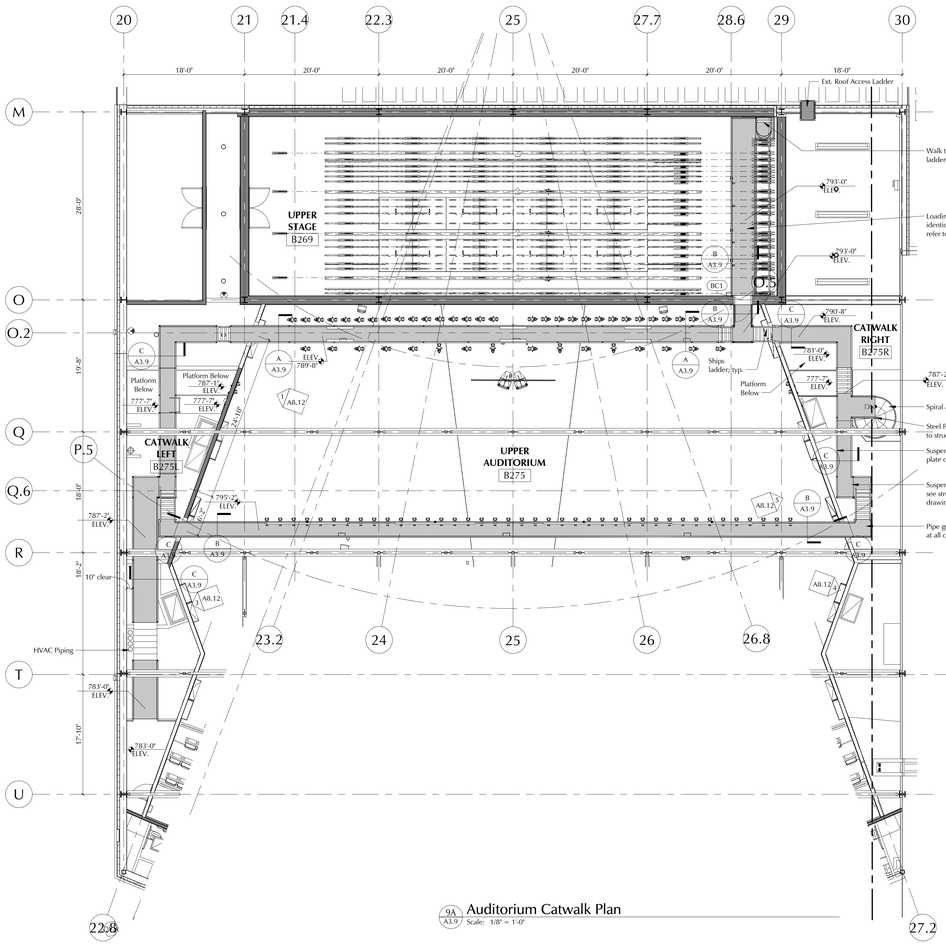

9A A3.9 Auditorium Catwalk Plan
Scale: 1/8" = 1'-0"

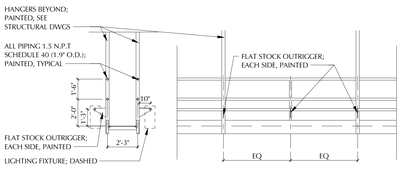

A A3.9 CATWALK A
Scale: 1/4" = 1'-0"

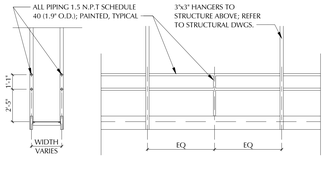

B A3.9 CATWALK B
Scale: 1/4" = 1'-0"

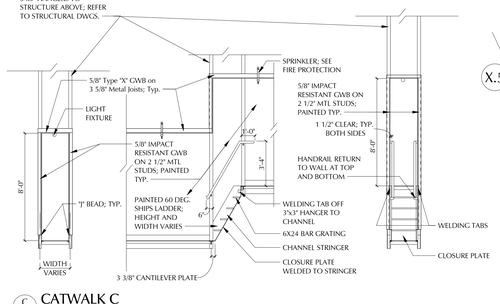

C A3.9 CATWALK C
Scale: 1/4" = 1'-0"

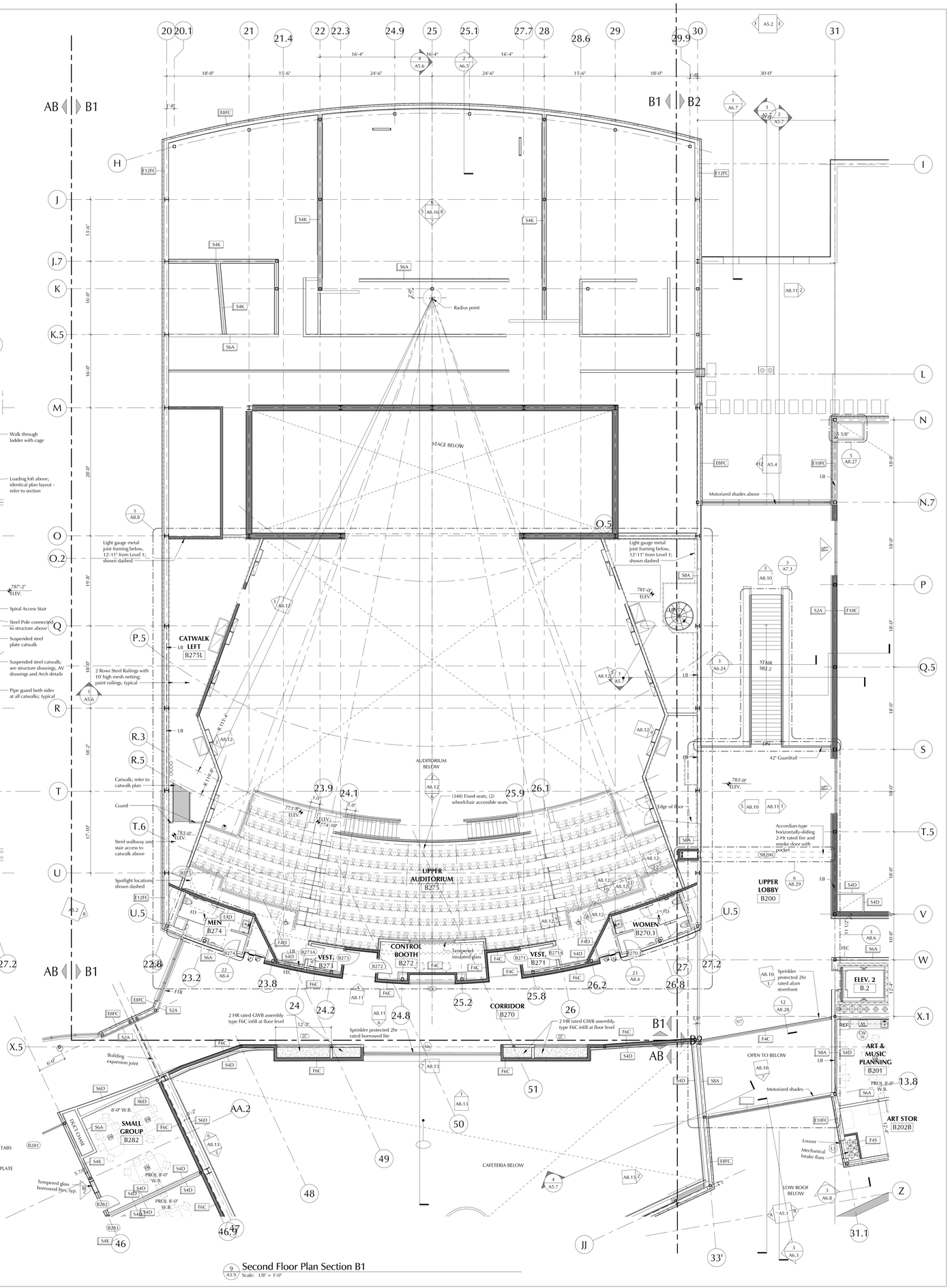

9 A3.9 Second Floor Plan Section B1
Scale: 1/8" = 1'-0"

LAMOUREUX PAGANO ASSOCIATES, ARCHITECTS
108 GROVE STREET, SUITE 300
WORCESTER, MASSACHUSETTS 01605

MEMBER OF THE AMERICAN INSTITUTE OF ARCHITECTS

CONSULTANT

OWNER

Worcester Public Schools

Worcester, MA

Project North

PROJECT

FINAL BID PACKAGE

South High Community School

170 Apricot Street, Worcester, MA 01603

TITLE

Second Floor Plan Section B1

Key Plan



REVISIONS

No.	Description	Date

FILE:

DWN. BY: Author | JOB NO: #1611

CKD. BY: Checker | SCALE: As indicated

DATE: January 31, 2019

A3.9

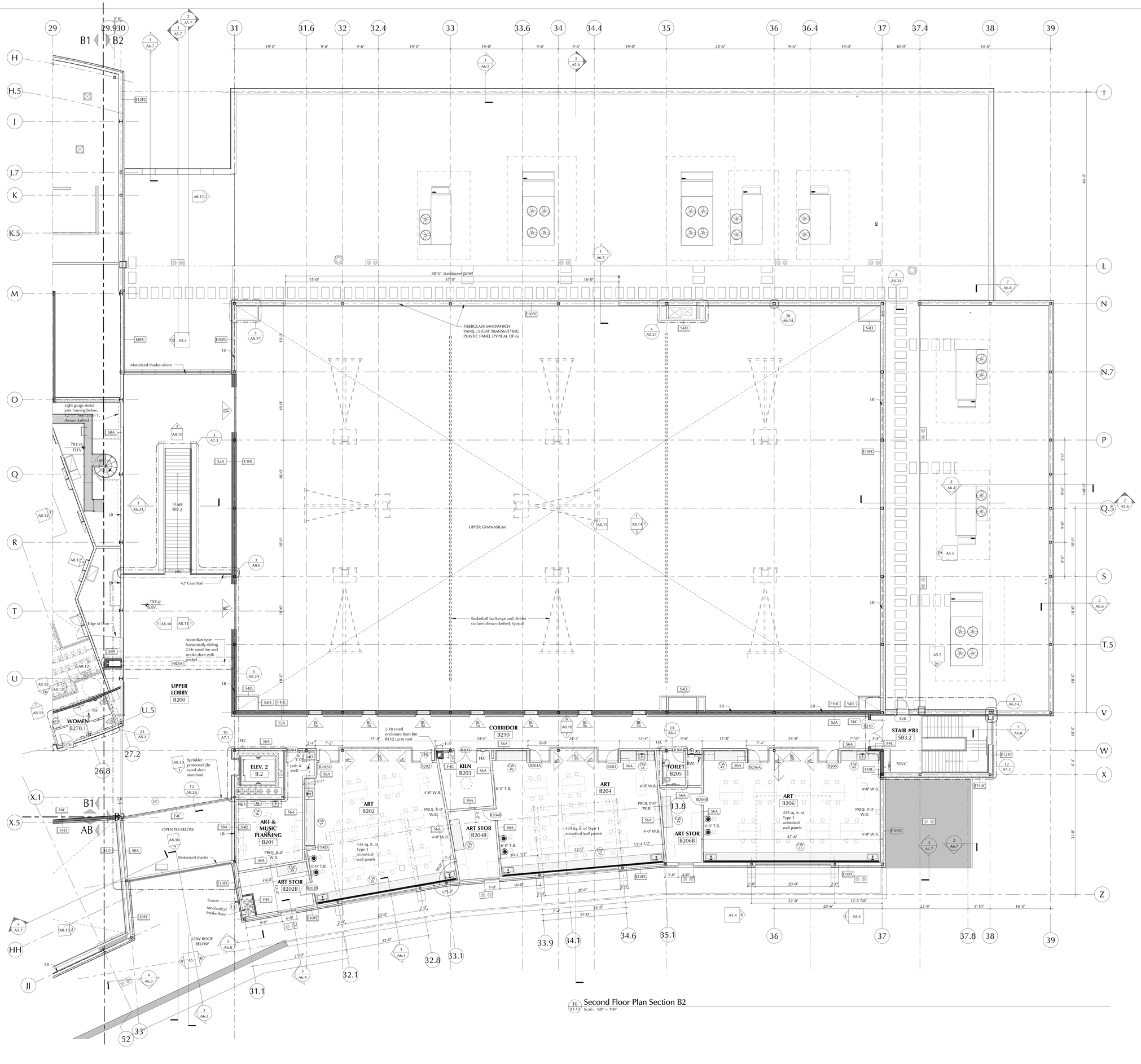

10 A3.10 Second Floor Plan Section B2
Scale: 1/8" = 1'-0"

LAMOUREUX PAGANO ASSOCIATES, ARCHITECTS
108 GROVE STREET, SUITE 300
WORCESTER, MASSACHUSETTS 01605

MEMBER OF THE AMERICAN INSTITUTE OF ARCHITECTS

CONSULTANT

OWNER

Worcester Public Schools

PROJECT

FINAL BID PACKAGE

South High Community School

170 Apricot Street, Worcester, MA 01603

TITLE

Second Floor Plan Section B2

Key Plan

BUILDING A
BUILDING B
A
B1
B2
AB

REVISIONS

No.	Description	Date

FILE:

DWN. BY: Author
JOB NO: #1611
CKD. BY: Checker
SCALE: 1/8" = 1'-0"
DATE: January 31, 2019

A3.10

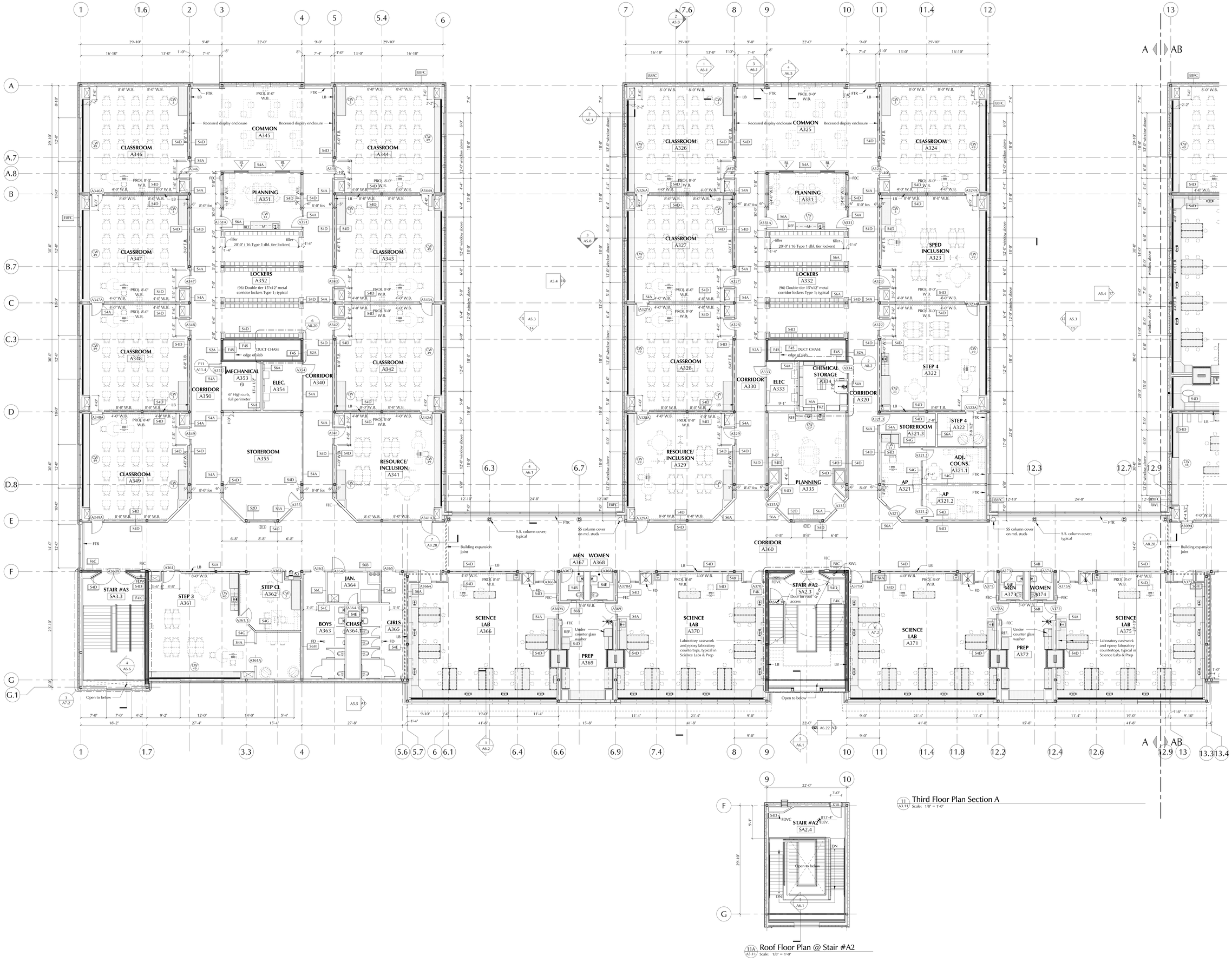

11 A3.11 Third Floor Plan Section A
Scale: 1/8" = 1'-0"

11A A3.11 Roof Floor Plan @ Stair #A2
Scale: 1/8" = 1'-0"

LAMOUREUX PAGANO ASSOCIATES, ARCHITECTS
108 GROVE STREET, SUITE 300
WORCESTER, MASSACHUSETTS 01605

MEMBER OF
THE AMERICAN INSTITUTE OF ARCHITECTS

CONSULTANT

OWNER

Worcester Public Schools

Worcester, MA

Project North

PROJECT

FINAL BID PACKAGE

South High Community School

170 Apricot Street, Worcester, MA 01603

TITLE

Third Floor Plan Section A

Key Plan

BUILDING A
BUILDING B
A
B1
B2
AB

REVISIONS

No.	Description	Date

FILE:

DWN. BY: Author | JOB NO: #1611

CKD. BY: Checker | SCALE: 1/8" = 1'-0"

DATE: January 31, 2019

A3.11

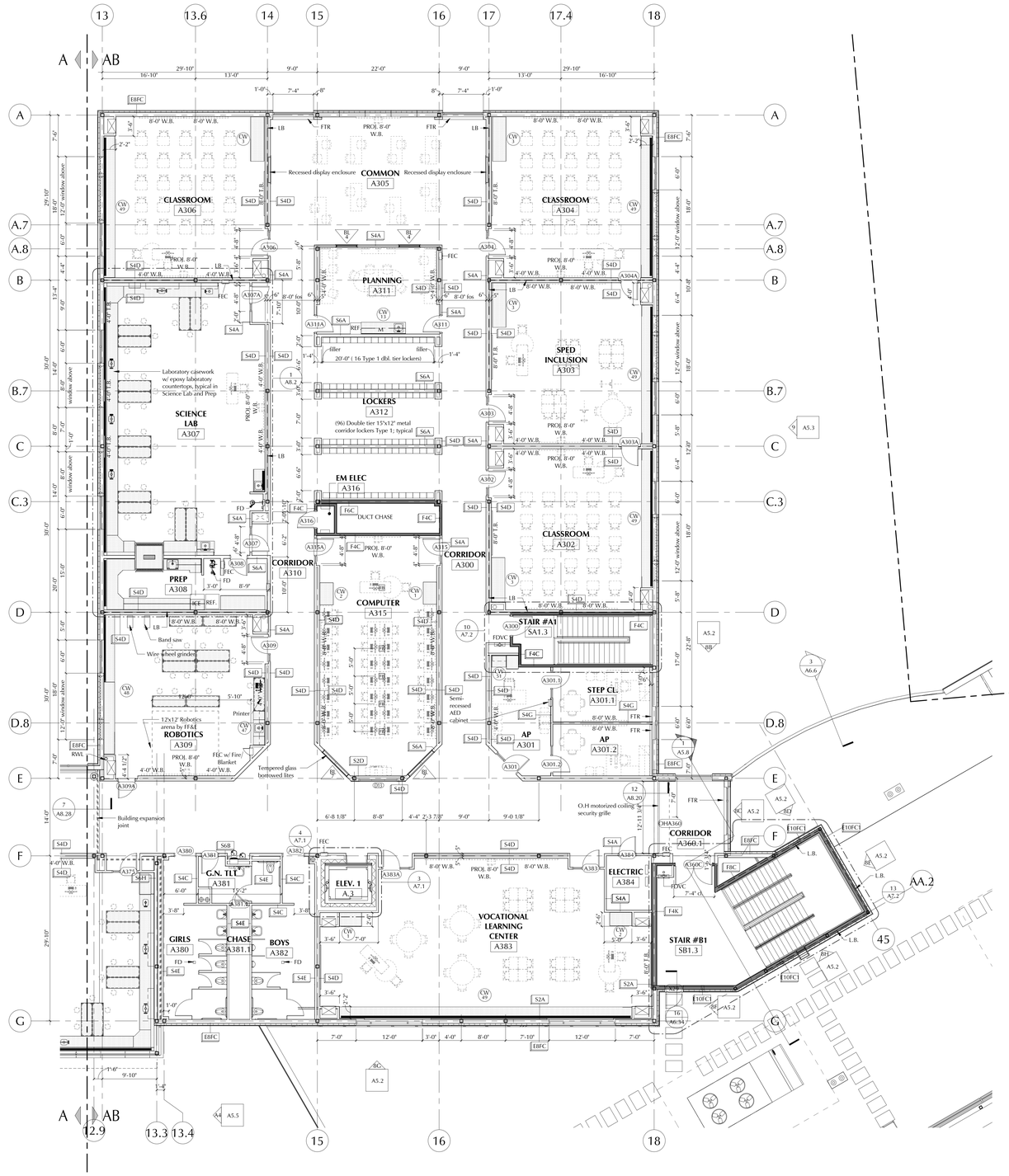

12 A3.12 Third Floor Plan Section AB
Scale: 1/8" = 1'-0"

LAMOUREUX PAGANO ASSOCIATES, ARCHITECTS
108 GROVE STREET, SUITE 300
WORCESTER, MASSACHUSETTS 01605

MEMBER OF
THE AMERICAN INSTITUTE OF ARCHITECTS

CONSULTANT

OWNER

Worcester Public Schools

Worcester, MA

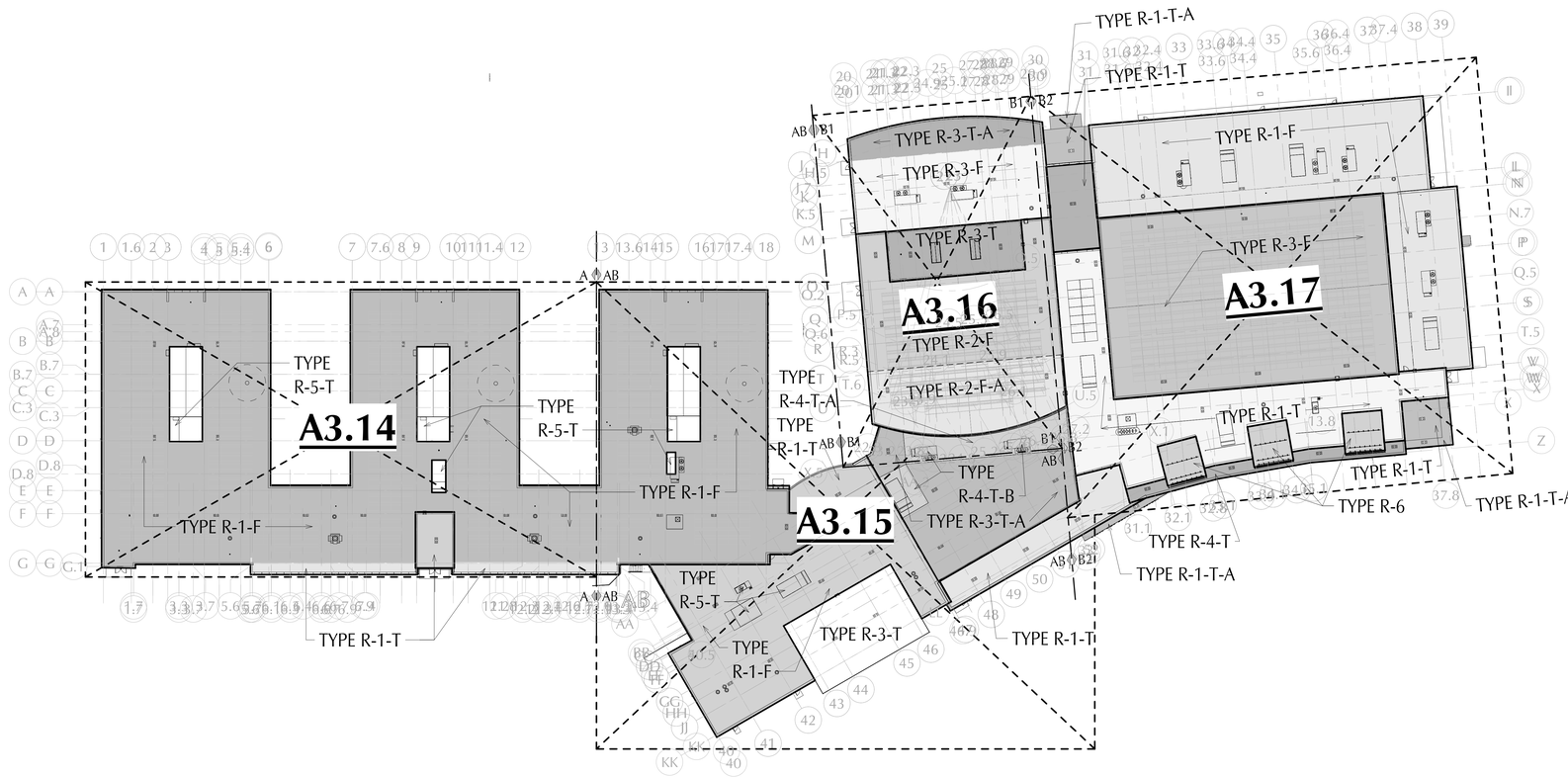

1 A3.13 4.0 Orientation Roof Plan
Scale: 1/32" = 1'-0"

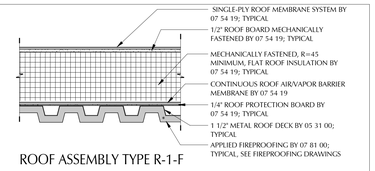

ROOF ASSEMBLY TYPE R-1-F

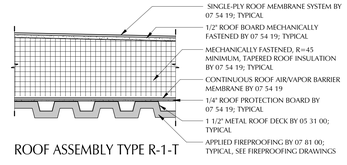

ROOF ASSEMBLY TYPE R-1-T

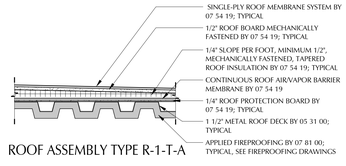

ROOF ASSEMBLY TYPE R-1-T-A

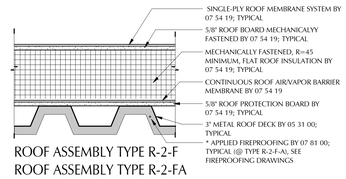

ROOF ASSEMBLY TYPE R-2-F
ROOF ASSEMBLY TYPE R-2-FA

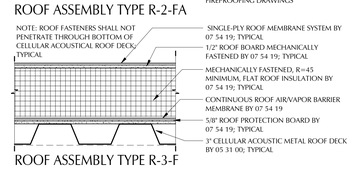

ROOF ASSEMBLY TYPE R-3-F

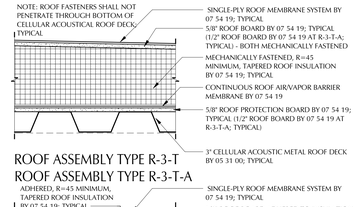

ROOF ASSEMBLY TYPE R-3-T
ROOF ASSEMBLY TYPE R-3-T-A

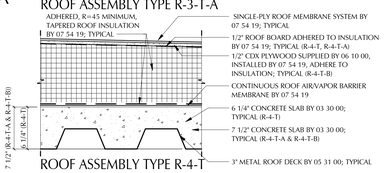

ROOF ASSEMBLY TYPE R-4-T
ROOF ASSEMBLY TYPE R-4-T-A
ROOF ASSEMBLY TYPE R-4-T-B

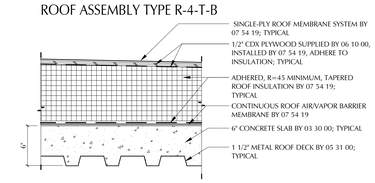

ROOF ASSEMBLY TYPE R-5-T

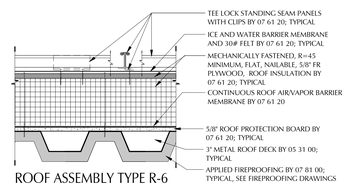

ROOF ASSEMBLY TYPE R-6

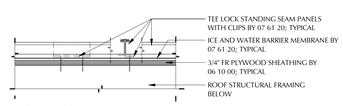

ROOF ASSEMBLY TYPE R-7

(SEE INDIVIDUAL SHEETS FOR EXTENT OF CRICKET INSTALLATIONS)

2 A3.13 Roof Assembly Types
Scale: 1 1/2" = 1'-0"

LAMOUREUX PAGANO ASSOCIATES, ARCHITECTS
108 GROVE STREET, SUITE 300
WORCESTER, MASSACHUSETTS 01605

MEMBER OF
THE AMERICAN INSTITUTE OF ARCHITECTS

CONSULTANT

OWNER

Worcester Public Schools

Worcester, MA

Project North

PROJECT

FINAL BID PACKAGE

South High Community School

170 Apricot Street, Worcester, MA 01603

TITLE

Orientation Roof Plan and Roof Assembly Types

Key Plan

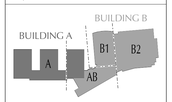

REVISIONS

No.	Description	Date

FILE:

DWN. BY: Author | JOB NO: #1611

CKD. BY: Checker | SCALE: As indicated

DATE: January 31, 2019

A3.13

ROOF SYSTEM GRAPHIC LEGEND

- LOW SLOPE PVC WITH FLAT INSULATION AND CRICKETS
- STANDING SEAM METAL
- LOW SLOPE PVC WITH TAPERED INSULATION AND OR CRICKETS
- HEAT WELDED WALKWAY PATH
- ROOF DRAIN
- DIRECTION OF STRUCTURAL PITCHED STEEL TO DRAIN
- DIRECTION OF TAPERED INSULATION OR CRICKET SLOPE TO DRAIN

Note:
1. See sheet A3.13 for Roof Assembly Types
2. Tapered insulation 1/4" per 1'-0"
3. Crickets 1/2" per 1'-0"

ROOF DETAIL LOCATIONS

- ACCU-#: AIR COOLED CONDENSING UNIT, SEE DETAIL 17/A6.34
- ACHP-#: AIR COOLED HEAT PUMP, SEE DETAIL 17/A6.34
- ACCU-# & ACHP-# REFRIG PIPING AND WIRING, SEE DETAIL 12/A6.34
- BOILER FLUE, SEE DETAIL 14/A6.34
- BUILDING EXPANSION JOINT, SEE DETAIL 1 & 2/A6.34
- DEF-#: DISHWASH EXHAUST FAN, SEE DETAIL 20/A6.34
- EF-#: EXHAUST FAN, SEE DETAIL 20/A6.34
- ELEVATOR PENTHOUSE VENT, SEE DETAIL 18/A6.34
- FIRE DEPT ROOF HYDRANT: SEE DETAIL 13/A6.34
- FOOD SERVICE CONDENSING UNITS: SEE DETAILS 12 & 17/A6.34
- HEF-#: HOOD EXHAUST FAN , SEE DETAIL 19/A6.34
- KEF-#:KITCHEN EXHAUST FAN, SEE DETAIL 20/A6.34
- LIGHTNING PROTECTION MAST, SEE DETAIL 13/6.34
- MAU-#: GAS-FIRED MAKE-UP AIR, SEE DETAIL 8/A6.34
- PHOTOVALTAIC MOUNTING STAND, SEE DETAIL 15/A6.34
- POURABLE SEALER POCKET, SEE DETAIL 12/A6.34
- RADON VENT: SEE DETAIL 13/A6.34
- RD: ROOF DRAIN, SEE DETAIL 10 OR 11/A6.34
- ROOF ACCESS THRESHOLD: SEE DETAIL 16/A6.34
- ROOF CONDENSER PLATFORM, SEE DETAIL 6/A6.35
- ROOF PENETRATIONS (MISC): SEE DETAIL 13/A6.34
- ROOF SEPARATION CURBS: SEE DETAILS 3, 4, 5 OR 6 /A6.34
- ROOF SLEEPER, SEE DETAIL 17/A6.34
- RTU-#: ROOF TOP UNITS 1,2,3, SEE DETAIL 7/A6.34
- RTU-#: ROOF TOP UNITS 16 - 23, SEE DETAIL 9/A6.34
- SMOKE HATCH, SEE DETAIL 19/A6.34
- VTR-#: VENT THROUGH ROOF, SEE DETAIL 13/A6.34

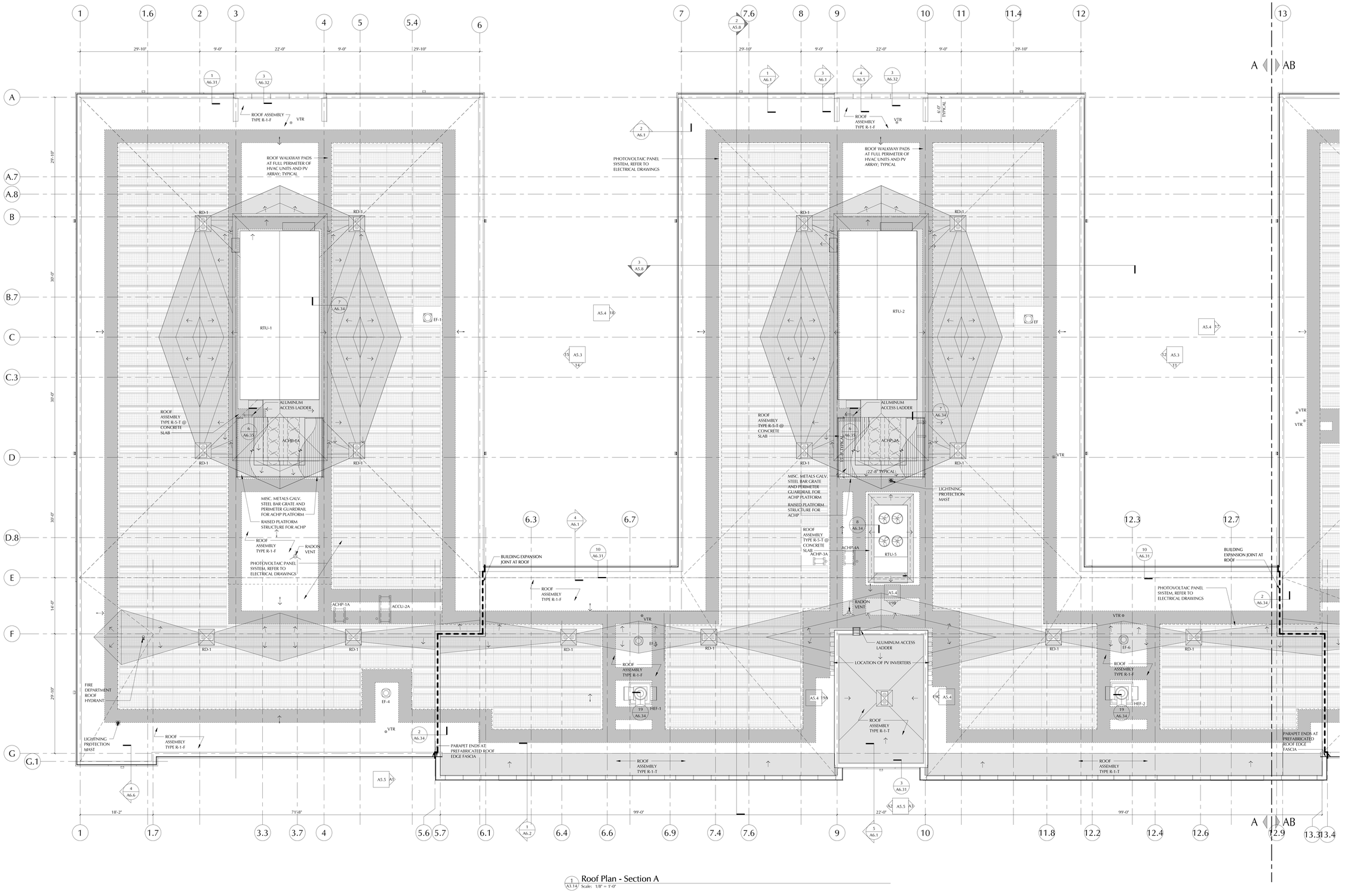

1 A3.14 Roof Plan - Section A
Scale: 1/8" = 1'-0"

LAMOUREUX PAGANO ASSOCIATES, ARCHITECTS
108 GROVE STREET, SUITE 300
WORCESTER, MASSACHUSETTS 01605

MEMBER OF
THE AMERICAN INSTITUTE OF ARCHITECTS

CONSULTANT

OWNER

Worcester Public Schools

Worcester, MA

Project North

PROJECT

FINAL BID PACKAGE

South High Community School

170 Apricot Street, Worcester, MA 01603

TITLE

Roof Plan Section A

Key Plan

BUILDING A
BUILDING B
A
B1
B2
AB

REVISIONS

No.	Description	Date

FILE:

DWN. BY:	Author	JOB NO:	#1611
CKD. BY:	Checker	SCALE:	As indicated
DATE:	January 31, 2019		

A3.14

ROOF SYSTEM GRAPHIC LEGEND

- LOW SLOPE PVC WITH FLAT INSULATION AND CRICKETS
- STANDING SEAM METAL
- LOW SLOPE PVC WITH TAPERED INSULATION AND OR CRICKETS
- HEAT WELDED WALKWAY PATH
- ROOF DRAIN
- DIRECTION OF STRUCTURAL PITCHED STEEL TO DRAIN
- DIRECTION OF TAPERED INSULATION OR CRICKET SLOPE TO DRAIN

Note:
1. See sheet A3.13 for Roof Assembly Types
2. Tapered insulation 1/4" per 1'-0"
3. Crickets 1/2" per 1'-0"

ROOF DETAIL LOCATIONS

- ACCU-#: AIR COOLED CONDENSING UNIT, SEE DETAIL 17/A6.34
- ACHP-#: AIR COOLED HEAT PUMP, SEE DETAIL 17/A6.34
- ACCU-# & ACHP-# REFRIG PIPING AND WIRING, SEE DETAIL 12/A6.34
- BOILER FLUE, SEE DETAIL 14/A6.34
- BUILDING EXPANSION JOINT, SEE DETAIL 1 & 2/A6.34
- DEF-#: DISHWASH EXHAUST FAN, SEE DETAIL 20/A6.34
- EF-#: EXHAUST FAN, SEE DETAIL 20/A6.34
- ELEVATOR PENTHOUSE VENT, SEE DETAIL 18/A6.34
- FIRE DEPT ROOF HYDRANT: SEE DETAIL 13/A6.34
- FOOD SERVICE CONDENSING UNITS: SEE DETAILS 12 & 17/A6.34
- HEF-#: HOOD EXHAUST FAN , SEE DETAIL 19/A6.34
- KEF-#:KITCHEN EXHAUST FAN, SEE DETAIL 20/A6.34
- LIGHTNING PROTECTION MAST, SEE DETAIL 13/6.34
- MAU-#: GAS-FIRED MAKE-UP AIR, SEE DETAIL 8/A6.34
- PHOTOVALTAIC MOUNTING STAND, SEE DETAIL 15/A6.34
- POURABLE SEALER POCKET, SEE DETAIL 12/A6.34
- RADON VENT: SEE DETAIL 13/A6.34
- RD: ROOF DRAIN, SEE DETAIL 10 OR 11/A6.34
- ROOF ACCESS THRESHOLD: SEE DETAIL 16/A6.34
- ROOF CONDENSER PLATFORM, SEE DETAIL 6/A6.35
- ROOF PENETRATIONS (MISC): SEE DETAIL 13/A6.34
- ROOF SEPARATION CURBS: SEE DETAILS 3, 4, 5 OR 6 /A6.34
- ROOF SLEEPER, SEE DETAIL 17/A6.34
- RTU-#: ROOF TOP UNITS 1,2,3, SEE DETAIL 7/A6.34
- RTU-#: ROOF TOP UNITS 16 - 23, SEE DETAIL 9/A6.34
- SMOKE HATCH, SEE DETAIL 19/A6.34
- VTR-#: VENT THROUGH ROOF, SEE DETAIL 13/A6.34

1 A3.15 Roof Plan - Section AB
Scale: 1/8" = 1'-0"

2 A3.15 Partial Roof Plan - Section AB
Scale: 1/8" = 1'-0"

LAMOUREUX PAGANO ASSOCIATES, ARCHITECTS
108 GROVE STREET, SUITE 300
WORCESTER, MASSACHUSETTS 01605

MEMBER OF
THE AMERICAN INSTITUTE OF ARCHITECTS

CONSULTANT

OWNER

Worcester Public Schools

Worcester, MA

Project North

PROJECT

FINAL BID PACKAGE

South High Community School

170 Apricot Street, Worcester, MA 01603

TITLE

Roof Plan Section AB

Key Plan

BUILDING A | BUILDING B: B1, B2, AB

REVISIONS

No.	Description	Date

FILE:

DWN. BY: Author	JOB NO: #1611
CKD. BY: Checker	SCALE: As indicated
DATE: January 31, 2019	

A3.15

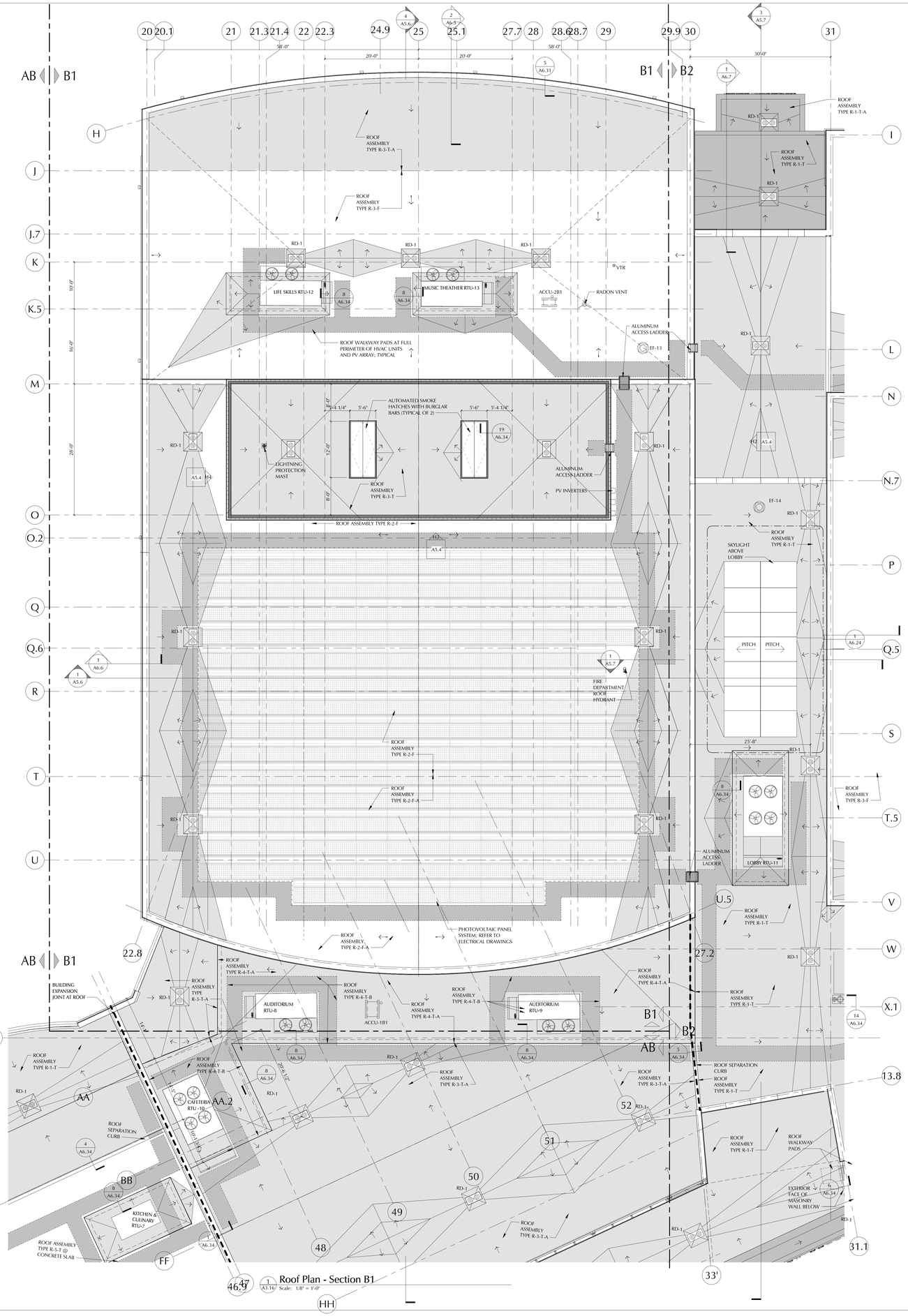

ROOF SYSTEM GRAPHIC LEGEND

- LOW SLOPE PVC WITH FLAT INSULATION AND CRICKETS
- STANDING SEAM METAL
- LOW SLOPE PVC WITH TAPERED INSULATION AND OR CRICKETS
- HEAT WELDED WALKWAY PATH
- ROOF DRAIN
- DIRECTION OF STRUCTURAL PITCHED STEEL TO DRAIN
- DIRECTION OF TAPERED INSULATION OR CRICKET SLOPE TO DRAIN

Note:
1. See sheet A3.13 for Roof Assembly Types
2. Tapered insulation 1/4" per 1'-0"
3. Crickets 1/2" per 1'-0"

ROOF DETAIL LOCATIONS

- ACCU-#: AIR COOLED CONDENSING UNIT, SEE DETAIL 17/A6.34
- ACHP-#: AIR COOLED HEAT PUMP, SEE DETAIL 17/A6.34
- ACCU-# & ACHP-# REFRIG PIPING AND WIRING, SEE DETAIL 12/A6.34
- BOILER FLUE, SEE DETAIL 14/A6.34
- BUILDING EXPANSION JOINT, SEE DETAIL 1 & 2/A6.34
- DEF-#: DISHWASH EXHAUST FAN, SEE DETAIL 20/A6.34
- EF-#: EXHAUST FAN, SEE DETAIL 20/A6.34
- ELEVATOR PENTHOUSE VENT, SEE DETAIL 18/A6.34
- FIRE DEPT ROOF HYDRANT: SEE DETAIL 13/A6.34
- FOOD SERVICE CONDENSING UNITS: SEE DETAILS 12 & 17/A6.34
- HEF-#: HOOD EXHAUST FAN , SEE DETAIL 19/A6.34
- KEF-#:KITCHEN EXHAUST FAN, SEE DETAIL 20/A6.34
- LIGHTNING PROTECTION MAST, SEE DETAIL 13/6.34
- MAU-#: GAS-FIRED MAKE-UP AIR, SEE DETAIL 8/A6.34
- PHOTOVALTAIC MOUNTING STAND, SEE DETAIL 15/A6.34
- POURABLE SEALER POCKET, SEE DETAIL 12/A6.34
- RADON VENT: SEE DETAIL 13/A6.34
- RD: ROOF DRAIN, SEE DETAIL 10 OR 11/A6.34
- ROOF ACCESS THRESHOLD: SEE DETAIL 16/A6.34
- ROOF CONDENSER PLATFORM, SEE DETAIL 6/A6.35
- ROOF PENETRATIONS (MISC): SEE DETAIL 13/A6.34
- ROOF SEPARATION CURBS: SEE DETAILS 3, 4, 5 OR 6 /A6.34
- ROOF SLEEPER, SEE DETAIL 17/A6.34
- RTU-#: ROOF TOP UNITS 1,2,3, SEE DETAIL 7/A6.34
- RTU-#: ROOF TOP UNITS 16 - 23, SEE DETAIL 9/A6.34
- SMOKE HATCH, SEE DETAIL 19/A6.34
- VTR-#: VENT THROUGH ROOF, SEE DETAIL 13/A6.34

LAMOUREUX PAGANO ASSOCIATES, ARCHITECTS
108 GROVE STREET, SUITE 300
WORCESTER, MASSACHUSETTS 01605

MEMBER OF
THE AMERICAN INSTITUTE OF ARCHITECTS

CONSULTANT

OWNER

Worcester Public Schools

Worcester, MA

Project North

PROJECT

FINAL BID PACKAGE

South High Community School

170 Apricot Street, Worcester, MA 01603

TITLE

Roof Plan Section B1

Key Plan

BUILDING A
BUILDING B
A
B1
B2
AB

REVISIONS

No.	Description	Date

FILE:

DWN. BY: Author	JOB NO: #1611
CKD. BY: Checker	SCALE: As indicated
DATE: January 31, 2019	

A3.16

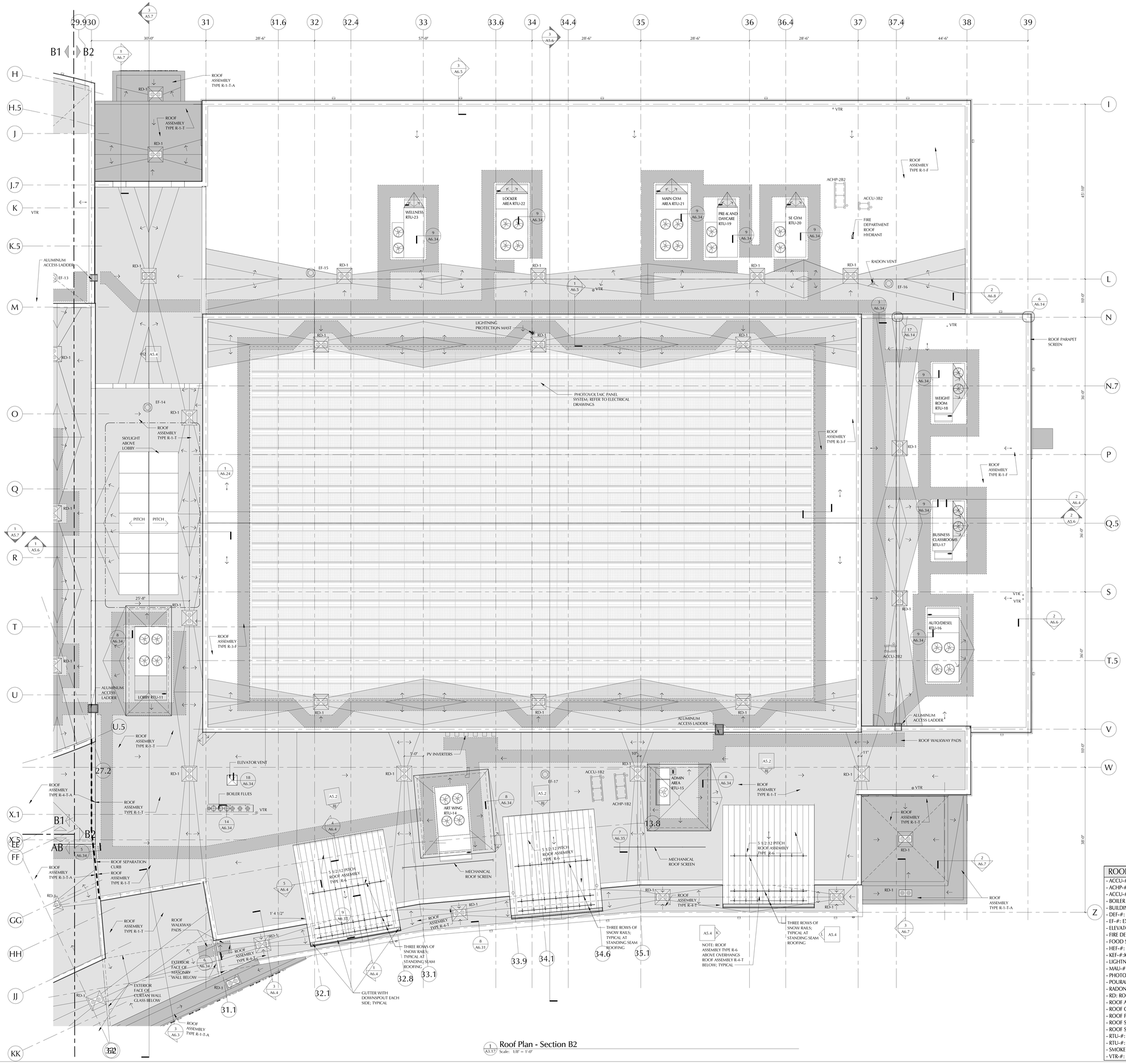

1 A3.17 Roof Plan - Section B2
Scale: 1/8" = 1'-0"

ROOF SYSTEM GRAPHIC LEGEND

- LOW SLOPE PVC WITH FLAT INSULATION AND CRICKETS
- STANDING SEAM METAL
- LOW SLOPE PVC WITH TAPERED INSULATION AND OR CRICKETS
- HEAT WELDED WALKWAY PATH
- ROOF DRAIN
- DIRECTION OF STRUCTURAL PITCHED STEEL TO DRAIN
- DIRECTION OF TAPERED INSULATION OR CRICKET SLOPE TO DRAIN

Note:
1. See sheet A3.13 for Roof Assembly Types
2. Tapered insulation 1/4" per 1'-0"
3. Crickets 1/2" per 1'-0"

ROOF DETAIL LOCATIONS

- ACCU-#: AIR COOLED CONDENSING UNIT, SEE DETAIL 17/A6.34
- ACHP-#: AIR COOLED HEAT PUMP, SEE DETAIL 17/A6.34
- ACCU-# & ACHP-# REFRIG PIPING AND WIRING, SEE DETAIL 12/A6.34
- BOILER FLUE, SEE DETAIL 14/A6.34
- BUILDING EXPANSION JOINT, SEE DETAIL 1 & 2/A6.34
- DEF-#: DISHWASH EXHAUST FAN, SEE DETAIL 20/A6.34
- EF-#: EXHAUST FAN, SEE DETAIL 20/A6.34
- ELEVATOR PENTHOUSE VENT, SEE DETAIL 18/A6.34
- FIRE DEPT ROOF HYDRANT: SEE DETAIL 13/A6.34
- FOOD SERVICE CONDENSING UNITS: SEE DETAILS 12 & 17/A6.34
- HEF-#: HOOD EXHAUST FAN , SEE DETAIL 19/A6.34
- KEF-#:KITCHEN EXHAUST FAN, SEE DETAIL 20/A6.34
- LIGHTNING PROTECTION MAST, SEE DETAIL 13/6.34
- MAU-#: GAS-FIRED MAKE-UP AIR, SEE DETAIL 8/A6.34
- PHOTOVALTAIC MOUNTING STAND, SEE DETAIL 15/A6.34
- POURABLE SEALER POCKET, SEE DETAIL 12/A6.34
- RADON VENT: SEE DETAIL 13/A6.34
- RD: ROOF DRAIN, SEE DETAIL 10 OR 11/A6.34
- ROOF ACCESS THRESHOLD: SEE DETAIL 16/A6.34
- ROOF CONDENSER PLATFORM, SEE DETAIL 6/A6.35
- ROOF PENETRATIONS (MISC): SEE DETAIL 13/A6.34
- ROOF SEPARATION CURBS: SEE DETAILS 3, 4, 5 OR 6 /A6.34
- ROOF SLEEPER, SEE DETAIL 17/A6.34
- RTU-#: ROOF TOP UNITS 1,2,3, SEE DETAIL 7/A6.34
- RTU-#: ROOF TOP UNITS 16 - 23, SEE DETAIL 9/A6.34
- SMOKE HATCH, SEE DETAIL 19/A6.34
- VTR-#: VENT THROUGH ROOF, SEE DETAIL 13/A6.34

LAMOUREUX PAGANO ASSOCIATES, ARCHITECTS
108 GROVE STREET, SUITE 300
WORCESTER, MASSACHUSETTS 01605

MEMBER OF THE AMERICAN INSTITUTE OF ARCHITECTS

CONSULTANT

OWNER

Worcester Public Schools

Worcester, MA

Project North

PROJECT

FINAL BID PACKAGE

South High Community School

170 Apricot Street, Worcester, MA 01603

TITLE

Roof Plan Section B2

Key Plan

BUILDING A
BUILDING B
A
B1
B2
AB

REVISIONS

No.	Description	Date

FILE:

DWN. BY: Author | JOB NO: #1611

CKD. BY: Checker | SCALE: As indicated

DATE: January 31, 2019

A3.17

OUTDOOR BUILDING DOOR SCHEDULE

Door Number	From Room: Name	To Room: Name	DOOR							FRAME					Remarks	Hardware
			Door Width	Door Height	Door Thickness	Pair	Door Material	Door Type	Door Finish	Frame Type	Frame Matl	Frame Finish	Frame Jamb	Frame Head		
1	WOMEN	EXTERIOR	3'-0"	7'-0"	1 3/4"		Steel	F	Galv. Paint	F1	Steel	Galv. Paint	J-A	H-A		
2	TLT.	EXTERIOR	3'-0"	7'-0"	1 3/4"		Steel	F	Galv. Paint	F1	Steel	Galv. Paint	J-A	H-A		
3	MEN	EXTERIOR	3'-0"	7'-0"	1 3/4"		Steel	F	Galv. Paint	F1	Steel	Galv. Paint	J-A	H-A		
3A	JANITOR	MEN	3'-0"	7'-0"	1 3/4"		Steel	F	Galv. Paint	F1	Steel	Galv. Paint	J-B	H-B		
21	WOMEN	EXTERIOR	3'-0"	7'-0"	1 3/4"		Steel	F	Galv. Paint	F1	Steel	Galv. Paint	J-A	H-A		
22	JANITOR	EXTERIOR	3'-0"	7'-0"	1 3/4"		Steel	F	Galv. Paint	F1	Steel	Galv. Paint	J-A	H-A		
23	TLT.	EXTERIOR	3'-0"	7'-0"	1 3/4"		Steel	F	Galv. Paint	F1	Steel	Galv. Paint	J-A	H-A		
24	MEN	EXTERIOR	3'-0"	7'-0"	1 3/4"		Steel	F	Galv. Paint	F1	Steel	Galv. Paint	J-A	H-A		
25	STORAGE	EXTERIOR	3'-0"	7'-0"	1 3/4"	P	Steel	F	Galv. Paint	F2	Steel	Galv. Paint	J-A	H-A		
26	ELEC RM	STORAGE	3'-0"	7'-0"	1 3/4"		Steel	F	Galv. Paint	F1	Steel	Galv. Paint	J-B	H-B		
OHD1	STORAGE	EXTERIOR														

FIRST FLOOR ROOM FINISH SCHEDULE

Room #	Room Name	Floor Finish	Base Finish	Wall Finish	Ceiling Finish	Comments (See Keynote Legend for comments)
1	WOMEN	CONCRETE SEALED	-	Painted	Exposed Structure	
2	TLT.	CONCRETE SEALED	-	Painted	Exposed Structure	
3	MEN	CONCRETE SEALED	-	Painted	Exposed Structure	
3A	JANITOR	CONCRETE SEALED	-	Painted	Exposed Structure	
4	STORAGE	CONCRETE SEALED	-	Painted	Exposed Structure	
5	STORAGE	CONCRETE SEALED	-	Painted	Exposed Structure	
7	STORAGE	CONCRETE SEALED	-	Painted	Exposed Structure	
21	WOMEN	CONCRETE SEALED	-	Painted	Exposed Structure	
22	JANITOR	CONCRETE SEALED	-	Painted	Exposed Structure	
23	TLT.	CONCRETE SEALED	-	Painted	Exposed Structure	
24	MEN	CONCRETE SEALED	-	Painted	Exposed Structure	
25	STORAGE	CONCRETE SEALED	-	Painted	Exposed Structure	
26	ELEC.	CONCRETE SEALED	-	Painted	Exposed Structure	
26	ELEC RM	CONCRETE SEALED	-	Painted	Exposed Structure	

EXTERIOR ELEVATIONS

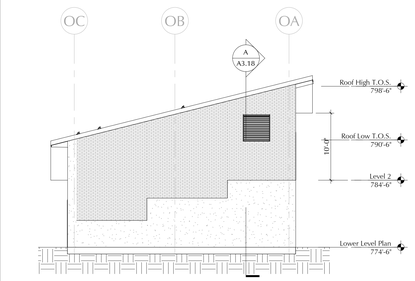

7 A3.18 East
Scale: 1/8" = 1'-0"

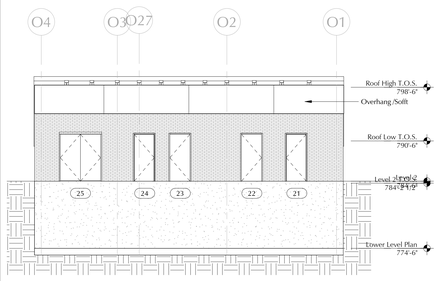

6 A3.18 North
Scale: 1/8" = 1'-0"

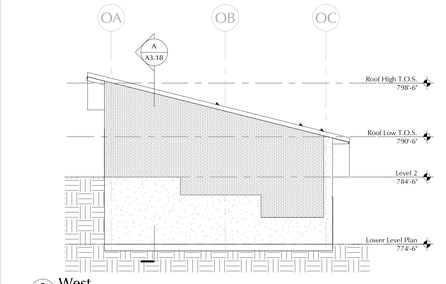

5 A3.18 West
Scale: 1/8" = 1'-0"

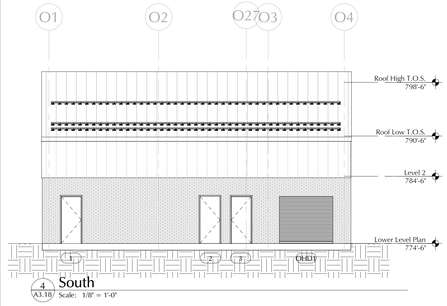

4 A3.18 South
Scale: 1/8" = 1'-0"

FLOOR PLANS

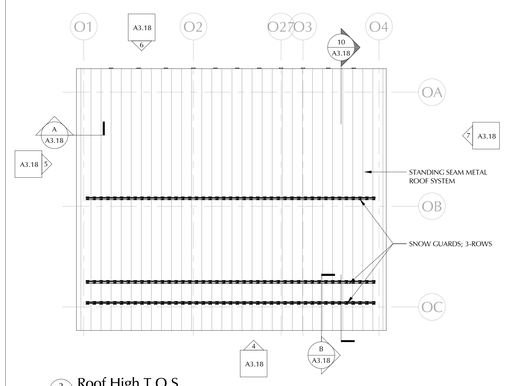

3 A3.18 Roof High T.O.S.
Scale: 1/8" = 1'-0"

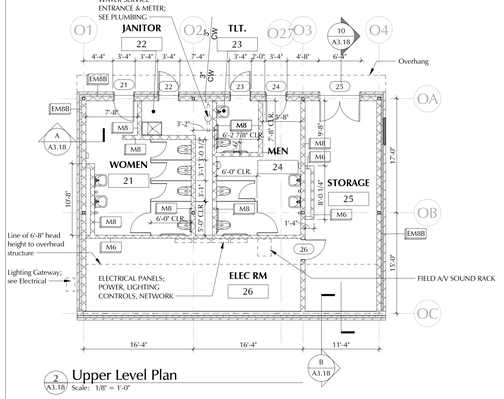

2 A3.18 Upper Level Plan
Scale: 1/8" = 1'-0"

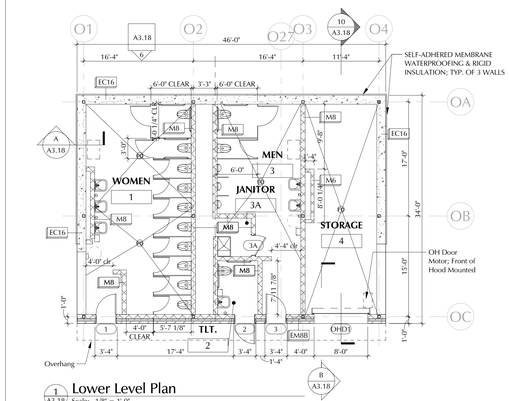

1 A3.18 Lower Level Plan
Scale: 1/8" = 1'-0"

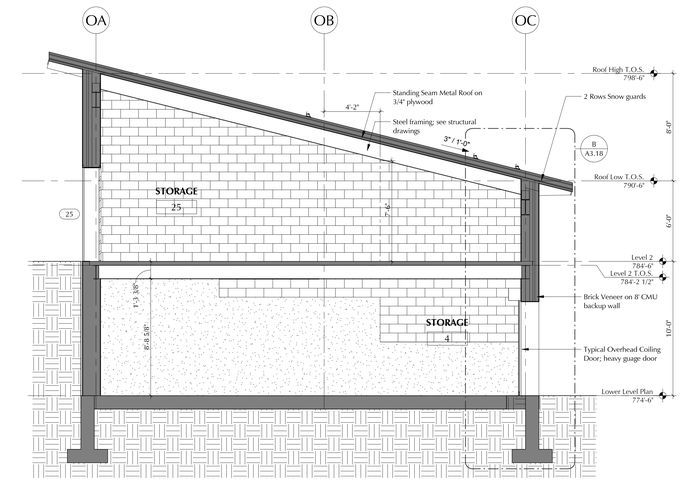

10 A3.18 Building Section
Scale: 1/4" = 1'-0"

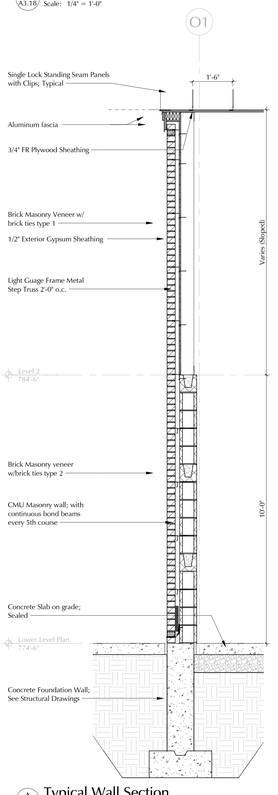

A A3.18 Typical Wall Section
Scale: 1/2" = 1'-0"

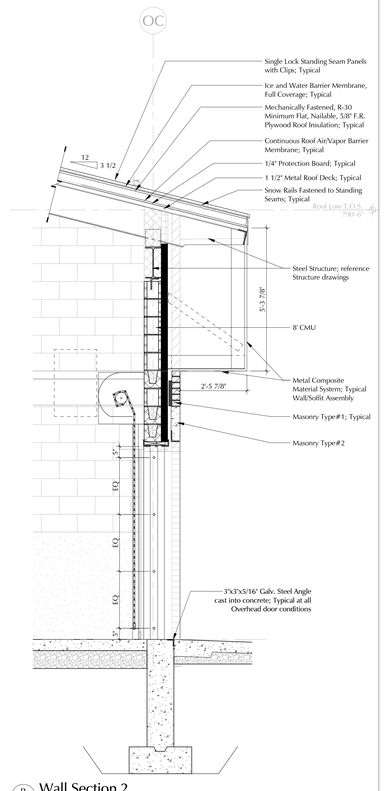

B A3.18 Wall Section 2
Scale: 1/2" = 1'-0"

LAMOUREUX PAGANO ASSOCIATES. ARCHITECTS
108 GROVE STREET, SUITE 300
WORCESTER, MASSACHUSETTS 01605

PROGRESS PRINT:
NOT FOR CONSTRUCTION
2/3/2019 4:39:08 PM
ALL DIMENSIONS ARE SUBJECT TO FIELD VERIFICATION

MEMBER OF
THE AMERICAN INSTITUTE OF ARCHITECTS

CONSULTANT

OWNER

Worcester Public Schools

Address

Project North

PROJECT

FINAL BID PACKAGE

South High Community School

170 Apricot Street, Worcester, MA

TITLE

Outdoor Toilet & Storage Building

Key Plan

REVISIONS

No.	Description	Date

FILE:

DWN. BY: CL /IW | JOB NO: #1611

CKD. BY: EM | SCALE: As indicated

DATE: January 31, 2019

A3.18

LEGEND

	2' X 4' LAY-IN LIGHT	C.U.H.	CEILING MOUNTED CABINET UNIT HEATER
	SURFACE-MOUNTED FLUORESCENT STRIP LIGHT		Fan Coil Unit
		RTS	REMOTE TEST SWITCH
	PENDANT-MOUNTED FLUORESCENT LIGHT		SPRINKLER HEAD
			SIDE WALL SPRINKLER HEAD
	RECESSED DOWNLIGHT	VAV	VAV ACCESS
		CO	CO DETECTOR
	TRACK LIGHTING	NG	NATURAL GAS DETECTOR
	WALL MOUNTED LIGHT	PA	PUBLIC ADRESS SPEAKER
		SP	SPEAKER
	PENDANT-MOUNTED LIGHT	SR	SPEACH REINFORCEMENT
			MULTI-SENSOR: OCCUPANCY, DAYLIGHT, AND TEMPERATURE
	GYPSUM WALL BOARD SOFFIT	P	PROJECTOR
	ACOUSTIC CEILING TILE	C	CAMERA
		S	SMOKE DETECTOR
	ACOUSTICAL PANELS	HD	HEAT DETECTOR
		MS	SECURITY MOTION DETECTOR
	FIBER CEMENT PANELS	H	HORN STROBE
	SPECIALTY CEILING	ST	STROBE
		WF	WI FI ACCESS POINT
T1 T1	ACT/ACT Aluminum transition trim	EXIT	CEILING MOUNTED EXIT SIGN
	HVAC SUPPLY AIR DIFFUSER	H	CEILING MOUNTED HANDICAP EXIT SIGN
	HVAC RETURN AIR DIFFUSER		DAS ANTENNA
		FR	FIELD RELAY
	HVAC SUPPLY LINEAR DIFFUSER		Unit Heater

REFLECTED CEILING PLAN NOTES:

1. REFER TO HVAC, FIRE PROTECTION, PLUMBING, AND ELECTRICAL DRAWINGS FOR SIZES AND QUANTITY OF FIXTURES, EQUIPMENT AND ADDITIONAL INFORMATION.
2. ALL GYPSUM EDGES SHALL RECEIVE CORNER BEAD OR J-BEAD WITH SCHEDULED FINISH.
3. ALL EXPOSED DUCTWORK TO BE PAINTED
4. THIS LEGEND APPLIES TO SHEET A4.1 THRU A4.12
5. REFER TO INTERIOR ELEVATIONS FOR PLASTIC LAMINATE PANEL TYPES

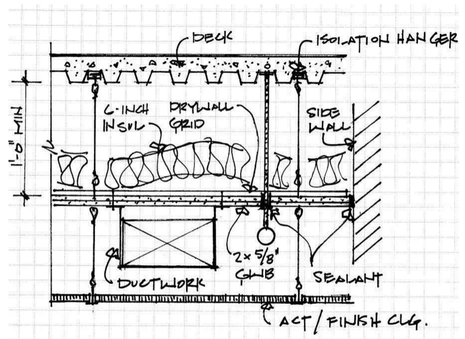

2 / A4.1 Isolation Ceiling Detail
Scale: 3" = 1'-0"

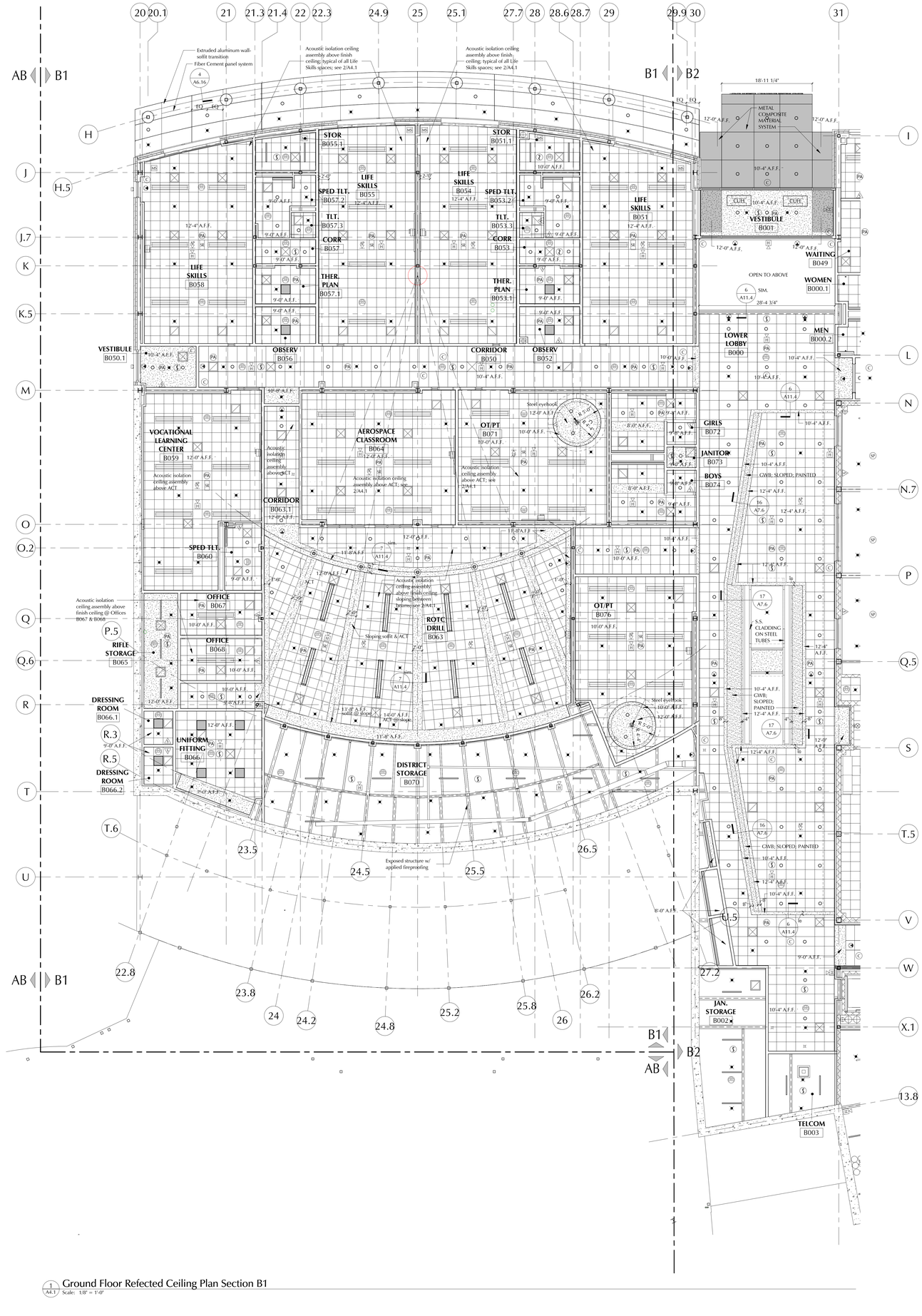

1 / A4.1 Ground Floor Refected Ceiling Plan Section B1
Scale: 1/8" = 1'-0"

LAMOUREUX PAGANO ASSOCIATES, ARCHITECTS
108 GROVE STREET, SUITE 300
WORCESTER, MASSACHUSETTS 01605

MEMBER OF THE AMERICAN INSTITUTE OF ARCHITECTS

CONSULTANT

OWNER

Worcester Public Schools

Worcester, MA

Project North

PROJECT

FINAL BID PACKAGE

South High Community School

170 Apricot Street, Worcester, MA 01603

TITLE

Ground Floor Reflected Ceiling Plan Section B1

Key Plan

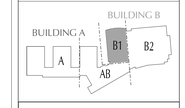

REVISIONS

No.	Description	Date

FILE:

DWN. BY: Author	JOB NO: #1611
CKD. BY: Checker	SCALE: As indicated
DATE: January 31, 2019	

A4.1



1 A4.2 Ground Floor Refected Ceiling Plan Section B2
Scale: 1/8" = 1'-0"

LAMOUREUX PAGANO ASSOCIATES, ARCHITECTS
108 GROVE STREET, SUITE 300
WORCESTER, MASSACHUSETTS 01605

MEMBER OF
THE AMERICAN INSTITUTE OF ARCHITECTS

CONSULTANT

OWNER

Worcester Public Schools

Worcester, MA

Project North

PROJECT

FINAL BID PACKAGE

South High Community School

170 Apricot Street, Worcester, MA 01603

TITLE

Ground Floor Reflected Ceiling Plan Section B2

Key Plan

REVISIONS

No.	Description	Date

FILE:

DWN. BY: Author | JOB NO: #1611

CKD. BY: Checker | SCALE: 1/8" = 1'-0"

DATE: January 31, 2019

A4.2



1 A4.3 First Floor Reflected Ceiling Plan Section A

Scale: 1/8" = 1'-0"

LAMOUREUX PAGANO ASSOCIATES, ARCHITECTS

108 GROVE STREET, SUITE 300
WORCESTER, MASSACHUSETTS 01605

MEMBER OF THE AMERICAN INSTITUTE OF ARCHITECTS

CONSULTANT

OWNER

Worcester Public Schools

Worcester, MA

Project North

PROJECT

FINAL BID PACKAGE

South High Community School

170 Apricot Street, Worcester, MA 01603

TITLE

First Floor Reflected Ceiling Plan Section A

Key Plan

BUILDING A
BUILDING B
A
AB
B1
B2

REVISIONS

No.	Description	Date

FILE:

DWN. BY: Author
JOB NO: #1611
CKD. BY: Checker
SCALE: 1/8" = 1'-0"
DATE: January 31, 2019

A4.3



1 A4.4 First Floor Reflected Ceiling Plan Section AB
Scale: 1/8" = 1'-0"

LAMOUREUX PAGANO ASSOCIATES, ARCHITECTS
108 GROVE STREET, SUITE 300
WORCESTER, MASSACHUSETTS 01605

MEMBER OF
THE AMERICAN INSTITUTE OF ARCHITECTS

CONSULTANT

OWNER

Worcester Public Schools

Worcester, MA

Project North

PROJECT

FINAL BID PACKAGE

South High Community School

170 Apricot Street, Worcester, MA 01603

TITLE

First Floor Reflected Ceiling Plan Section AB

Key Plan

BUILDING A
BUILDING B
A
B1
B2
AB

REVISIONS

No.	Description	Date

FILE:

DWN. BY: Author
JOB NO: #1611
CKD. BY: Checker
SCALE: 1/8" = 1'-0"
DATE: January 31, 2019

A4.4

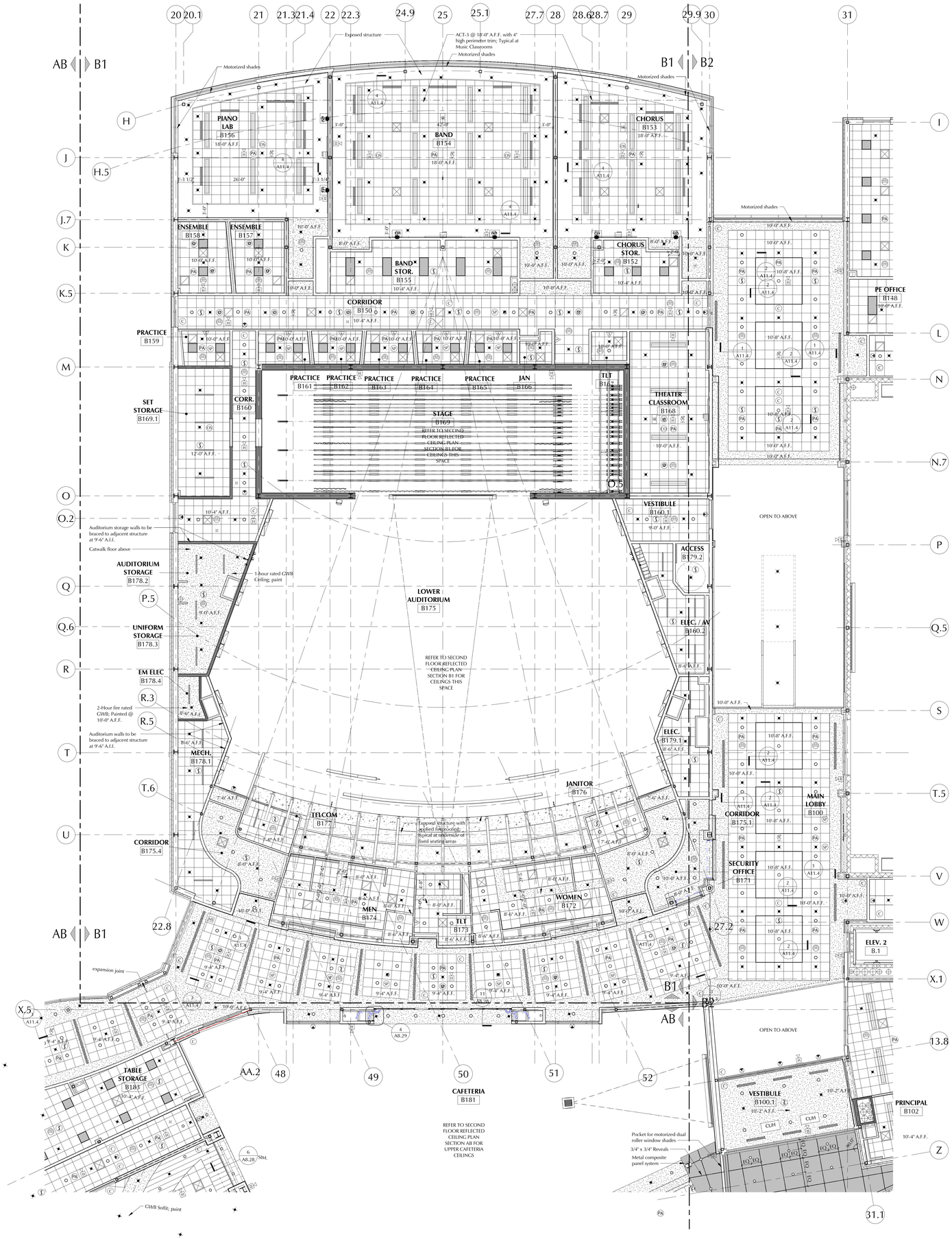

1 A4.5 First Floor Reflected Ceiling Plan Section B1
Scale: 1/8" = 1'-0"

LAMOUREUX PAGANO ASSOCIATES, ARCHITECTS
108 GROVE STREET, SUITE 300
WORCESTER, MASSACHUSETTS 01605

MEMBER OF
THE AMERICAN INSTITUTE OF ARCHITECTS

CONSULTANT

OWNER

Worcester Public Schools

Worcester, MA

Project North

PROJECT

FINAL BID PACKAGE

South High Community School

170 Apricot Street, Worcester, MA 01603

TITLE

First Floor Reflected Ceiling Plan Section B1

Key Plan

BUILDING A
BUILDING B
A
B1
B2
AB

REVISIONS

No.	Description	Date

FILE:

DWN. BY: Author
JOB NO: #1611
CKD. BY: Checker
SCALE: 1/8" = 1'-0"
DATE: January 31, 2019

A4.5

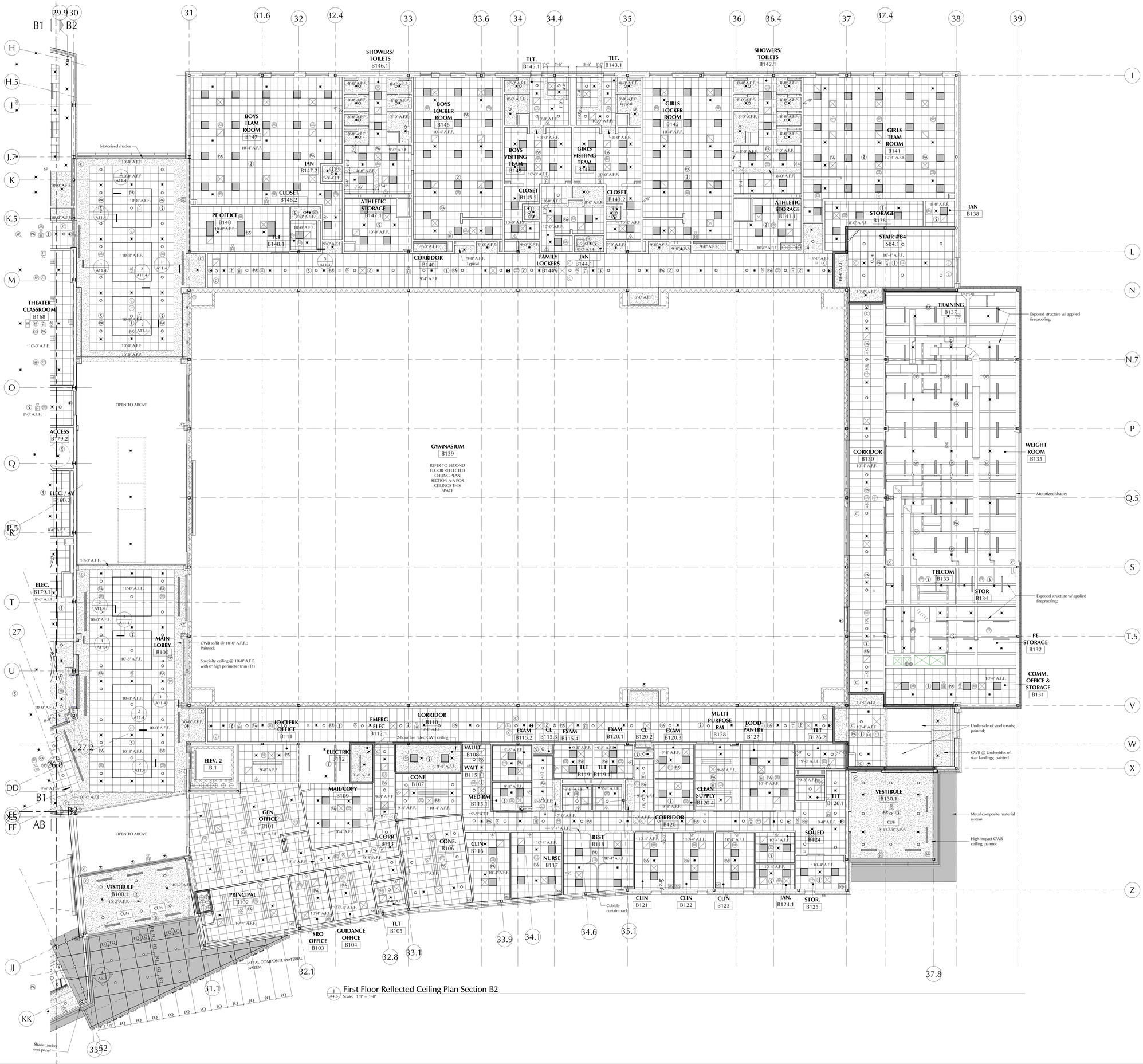

A4.6 First Floor Reflected Ceiling Plan Section B2
Scale: 1/8" = 1'-0"

LAMOUREUX PAGANO ASSOCIATES, ARCHITECTS
108 GROVE STREET, SUITE 300
WORCESTER, MASSACHUSETTS 01605

MEMBER OF THE AMERICAN INSTITUTE OF ARCHITECTS

CONSULTANT

OWNER

Worcester Public Schools

Worcester, MA

Project North

PROJECT

FINAL BID PACKAGE

South High Community School

170 Apricot Street, Worcester, MA 01603

TITLE

First Floor Reflected Ceiling Plan Section B2

Key Plan

BUILDING A
BUILDING B
A
B1
B2
AB

REVISIONS

No.	Description	Date

FILE:

DWN. BY: Author | JOB NO: #1611

CKD. BY: Checker | SCALE: 1/8" = 1'-0"

DATE: January 31, 2019

A4.6



1 A4.7 Second Floor Reflected Ceiling Plan Section A
Scale: 1/8" = 1'-0"

NOTES:
1. GRIND ALL BUTT, PLUG, AND TACK WELDS SMOOTH. REMOVE ALL WELD SPLATTER. REPAIR ALL WELDS STRUCTURALLY DEFECTIVE AND THAT ARE NOT REASONABLY SMOOTH AND UNIFORM
2. ALL MEMBERS SHALL HAVE A MOMENT CONNECTION, WELDED TO DEVELOP A FULL FLEXURAL CAPACITY OF A MEMBER.
3. ALL EXPOSED SURFACES OF METAL FRAME AND ACCESSORIES SHALL BE PAINTED.

2 A4.7 Science Room Suspended Framing
Scale: 1/4" = 1'-0"
Same at Rooms A270, A271, A275, A366, A370, A371, and A375
Similar at Rooms A107, A207, and A307

3 A4.7 Post Penetration Thru Ceiling
Scale: 3" = 1'-0"

LAMOUREUX PAGANO ASSOCIATES, ARCHITECTS
108 GROVE STREET, SUITE 300
WORCESTER, MASSACHUSETTS 01605

MEMBER OF
THE AMERICAN INSTITUTE OF ARCHITECTS

CONSULTANT

OWNER

Worcester Public Schools

Worcester, MA

PROJECT

FINAL BID PACKAGE

South High Community School

170 Apricot Street, Worcester, MA 01603

TITLE

Second Floor Reflected Ceiling Plan Section A

Key Plan

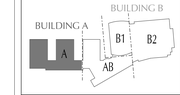

REVISIONS

No.	Description	Date

FILE:

DWN. BY: Author	JOB NO: #1611
CKD. BY: Checker	SCALE: As indicated
DATE: January 31, 2019	

A4.7



1 / A4.8 Second Floor Reflected Ceiling Plan Section AB
Scale: 1/8" = 1'-0"

LAMOUREUX PAGANO ASSOCIATES, ARCHITECTS
108 GROVE STREET, SUITE 300
WORCESTER, MASSACHUSETTS 01605

MEMBER OF THE AMERICAN INSTITUTE OF ARCHITECTS

CONSULTANT

OWNER

Worcester Public Schools

Worcester, MA

Project North

PROJECT

FINAL BID PACKAGE

South High Community School

170 Apricot Street, Worcester, MA 01603

TITLE

Second Floor Reflected Ceiling Plan Section AB

Key Plan



REVISIONS

No.	Description	Date

FILE:

DWN. BY: Author	JOB NO: #1611
CKD. BY: Checker	SCALE: 1/8" = 1'-0"
DATE: January 31, 2019	

A4.8

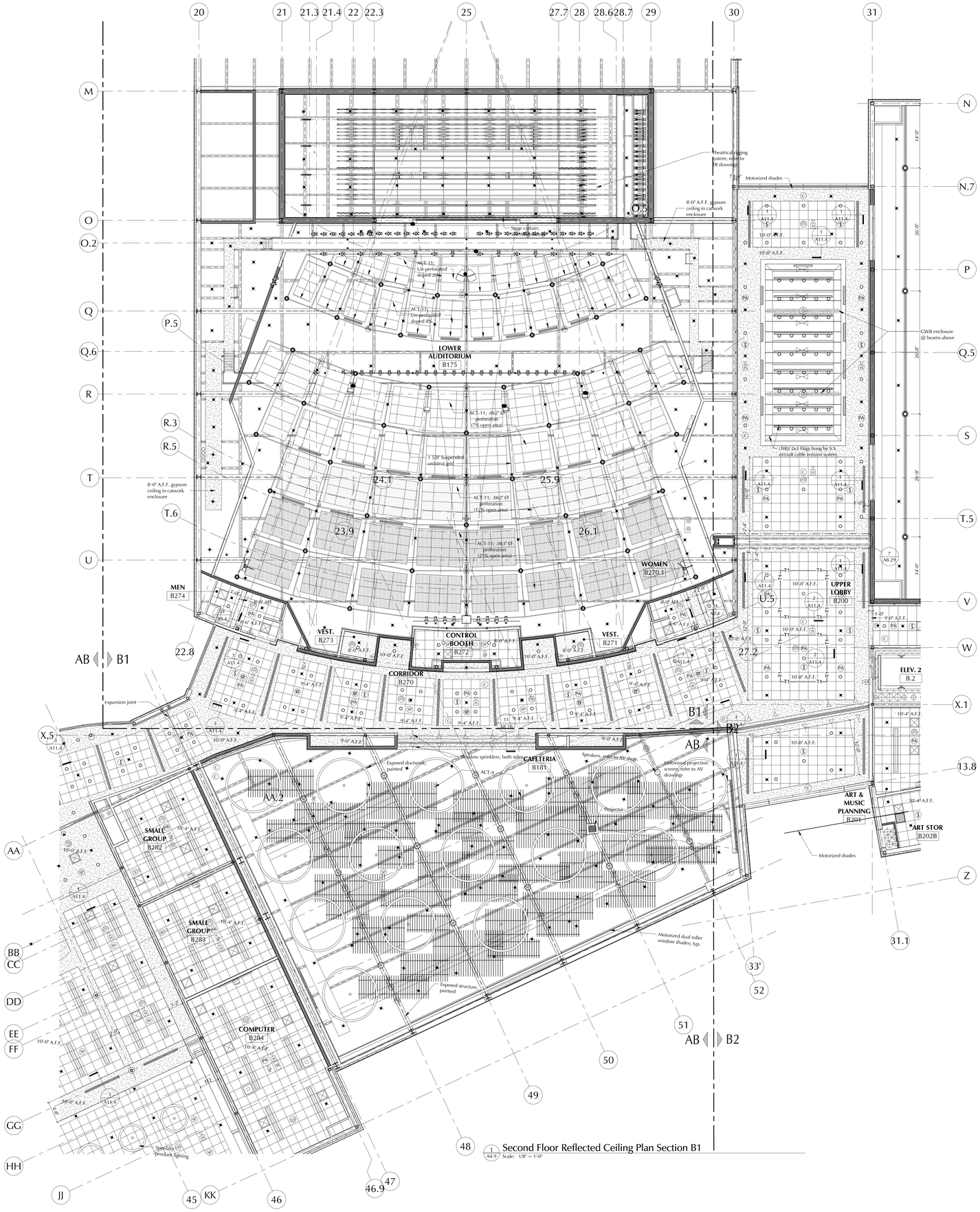

LAMOUREUX PAGANO ASSOCIATES, ARCHITECTS
108 GROVE STREET, SUITE 300
WORCESTER, MASSACHUSETTS 01605

MEMBER OF THE AMERICAN INSTITUTE OF ARCHITECTS

CONSULTANT

OWNER

Worcester Public Schools

Worcester, MA

Project North

PROJECT

FINAL BID PACKAGE

South High Community School

170 Apricot Street, Worcester, MA 01603

TITLE

Second Floor Reflected Ceiling Plan Section B1

Key Plan

BUILDING A
BUILDING B
A
B1
B2
AB

REVISIONS

No.	Description	Date

FILE:

DWN. BY: Author | JOB NO: #1611

CKD. BY: Checker | SCALE: 1/8" = 1'-0"

DATE: January 31, 2019

A4.9

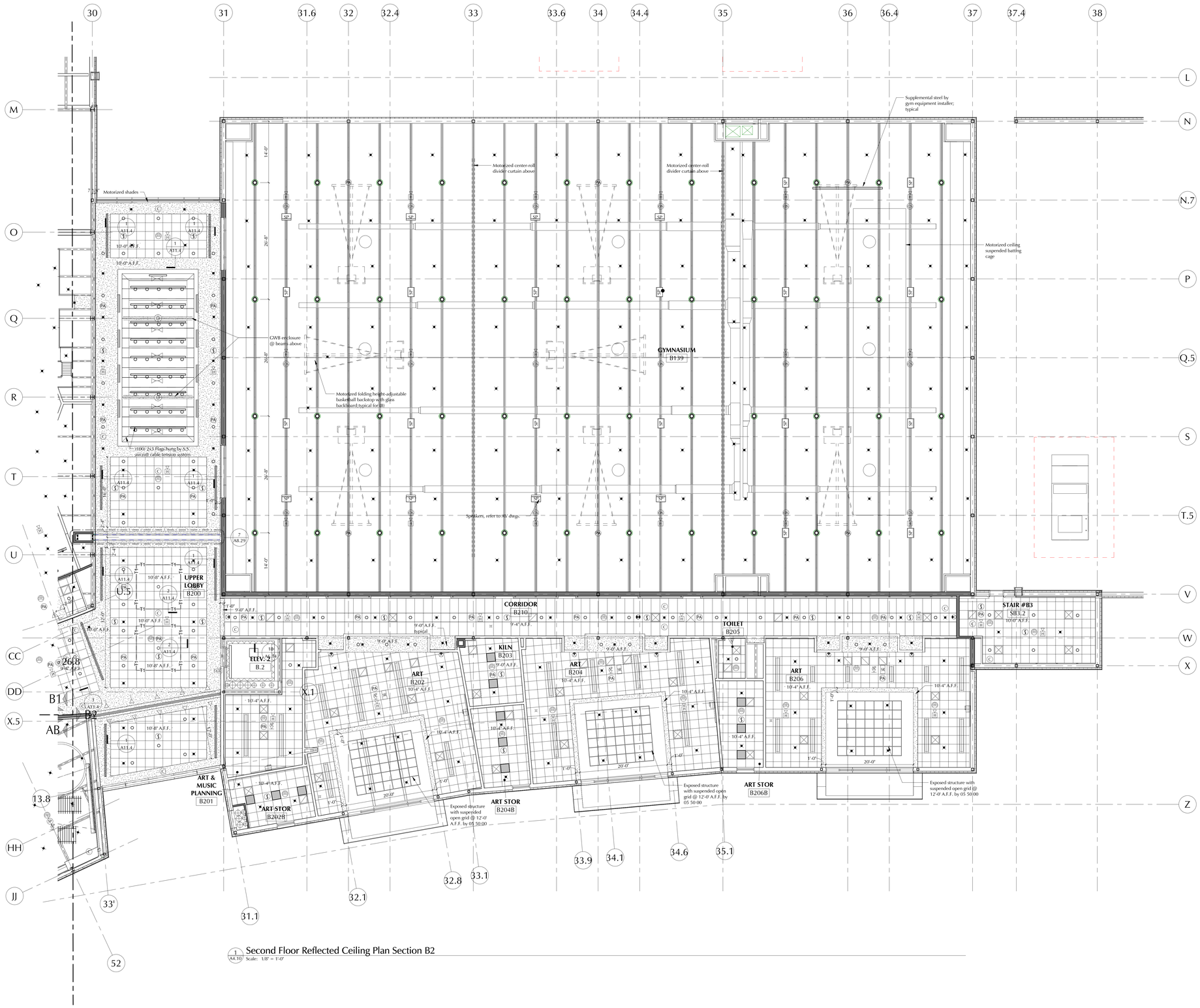

1 A4.10 Second Floor Reflected Ceiling Plan Section B2
Scale: 1/8" = 1'-0"

LAMOUREUX PAGANO ASSOCIATES, ARCHITECTS
108 GROVE STREET, SUITE 300
WORCESTER, MASSACHUSETTS 01605

MEMBER OF THE AMERICAN INSTITUTE OF ARCHITECTS

CONSULTANT

OWNER

Worcester Public Schools

Worcester, MA

Project North

PROJECT

FINAL BID PACKAGE

South High Community School

170 Apricot Street, Worcester, MA 01603

TITLE

Second Floor Reflected Ceiling Plan Section B2

Key Plan

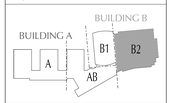

REVISIONS

No.	Description	Date

FILE:

DWN. BY: Author | JOB NO: #1611

CKD. BY: Checker | SCALE: 1/8" = 1'-0"

DATE: January 31, 2019

A4.10

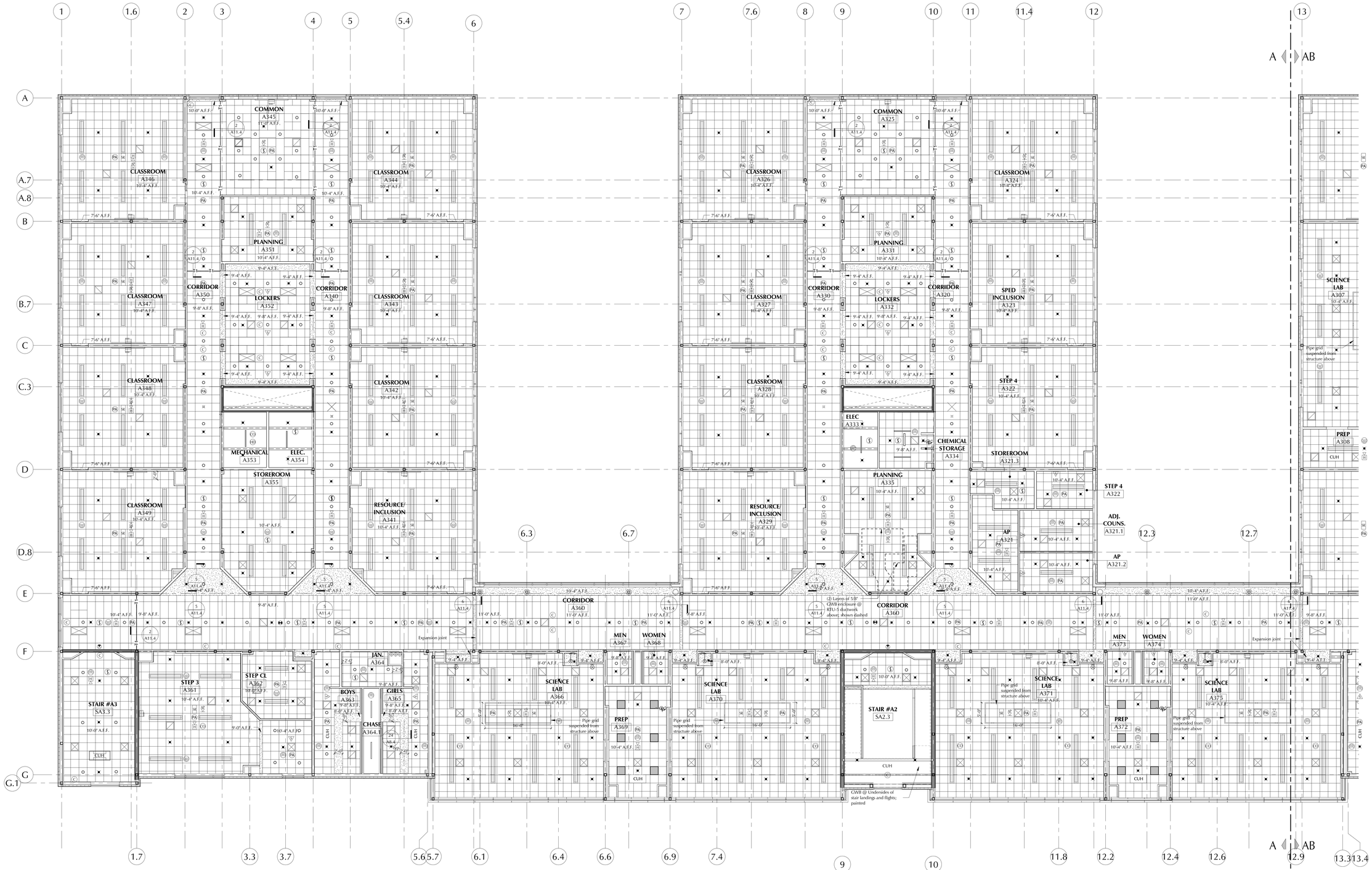

1 A4.11 Third Floor Reflected Ceiling Plan Section A
Scale: 1/8" = 1'-0"

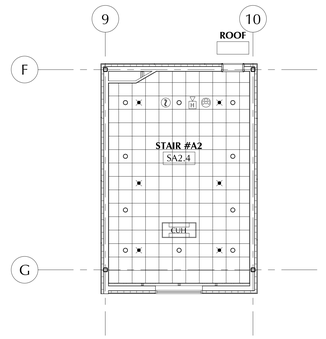

2 A4.11 Roof Level Reflected Ceiling Plan Stair #A2
Scale: 1/8" = 1'-0"

LAMOUREUX PAGANO ASSOCIATES, ARCHITECTS
108 GROVE STREET, SUITE 300
WORCESTER, MASSACHUSETTS 01605

MEMBER OF THE AMERICAN INSTITUTE OF ARCHITECTS

CONSULTANT

OWNER

Worcester Public Schools

Worcester, MA

Project North

PROJECT

FINAL BID PACKAGE

South High Community School

170 Apricot Street, Worcester, MA 01603

TITLE

Third Floor Reflected Ceiling Plan Section A

Key Plan

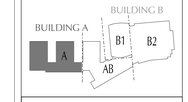

REVISIONS

No.	Description	Date

FILE:

DWN. BY: Author	JOB NO: #1611
CKD. BY: Checker	SCALE: 1/8" = 1'-0"
DATE: January 31, 2019	

A4.11



1 A4.12 Third Floor Reflected Ceiling Plan Section AB

Scale: 1/8" = 1'-0"

LAMOUREUX PAGANO ASSOCIATES, ARCHITECTS

108 GROVE STREET, SUITE 300
WORCESTER, MASSACHUSETTS 01605

MEMBER OF
THE AMERICAN INSTITUTE OF ARCHITECTS

CONSULTANT

OWNER

Worcester Public Schools

Worcester, MA

Project North

PROJECT

FINAL BID PACKAGE

South High Community School

170 Apricot Street, Worcester, MA 01603

TITLE

Third Floor Reflected Ceiling Plan Section AB

Key Plan

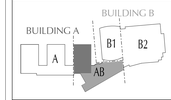

REVISIONS

No.	Description	Date

FILE:

DWN. BY: Author	JOB NO: #1611
CKD. BY: Checker	SCALE: 1/8" = 1'-0"
DATE: January 31, 2019	

A4.12

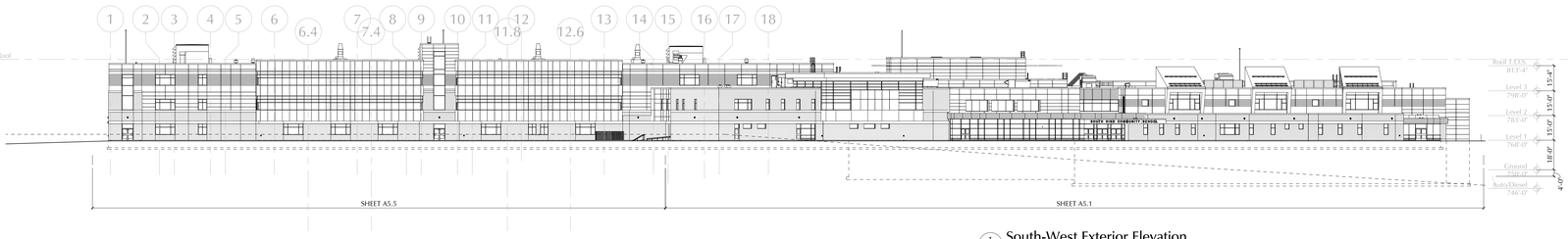

1 A5.0 **South-West Exterior Elevation**
Scale: 1/32" = 1'-0"

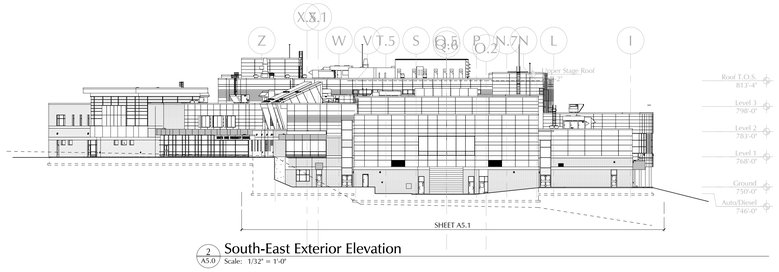

2 A5.0 **South-East Exterior Elevation**
Scale: 1/32" = 1'-0"

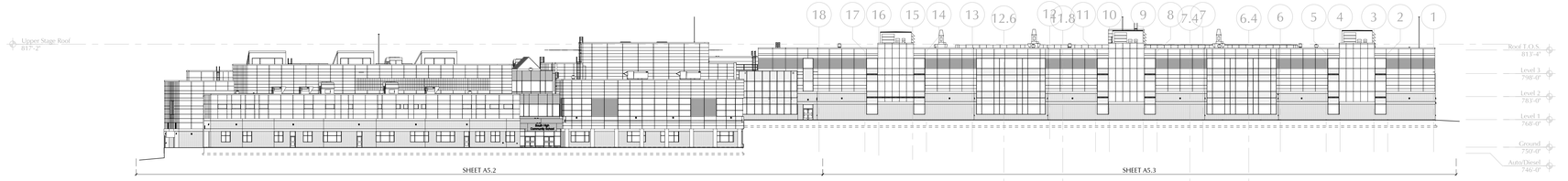

3 A5.0 **North-East Exterior Elevation**
Scale: 1/32" = 1'-0"

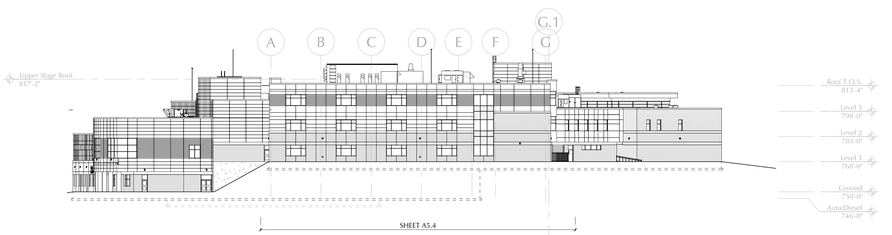

4 A5.0 **North-West Exterior Elevation**
Scale: 1/32" = 1'-0"

EXTERIOR MATERIALS LEGEND	
	FIBER CEMENT RAINSCREEN; VARYING SIZED PANELS; UP TO 4 COLORS
	SPANDREL GLASS IN CURTAIN WALL
	INSULATED GLASS UNITS IN CURTAIN WALL; 3 TYPES OF SOLAR COATINGS
	MASONRY TYPE 2: CALCIUM SILICATE MASONRY BANDING; 20',16' & 12' SIZES AS OCCURS
	METAL COMPOSITE MATERIAL
	MASONRY TYPE 1: BRICK MASONRY

SYMBOLS LEGEND	
	SECURITY CAMERA
	LIGHT FIXTURE
	CARD READER / V.E.S.
	FIRE ALARM BEACON
	FIRE ALARM STROBE
	KNOX BOX
	SPEAKER (PUBLIC ADDRESS)

LAMOUREUX PAGANO ASSOCIATES, ARCHITECTS
108 GROVE STREET, SUITE 300
WORCESTER, MASSACHUSETTS 01605

MEMBER OF
THE AMERICAN INSTITUTE OF ARCHITECTS

CONSULTANT

OWNER

Worcester Public Schools

Worcester, MA

Project North

PROJECT

FINAL BID PACKAGE

South High Community School

170 Apricot Street, Worcester, MA 01603

TITLE

Orientation
Exterior Elevations

Key Plan



REVISIONS

No.	Description	Date

FILE:

DWN. BY: Author	JOB NO: #1611
CKD. BY: Checker	SCALE: As indicated
DATE: January 31, 2019	

A5.0

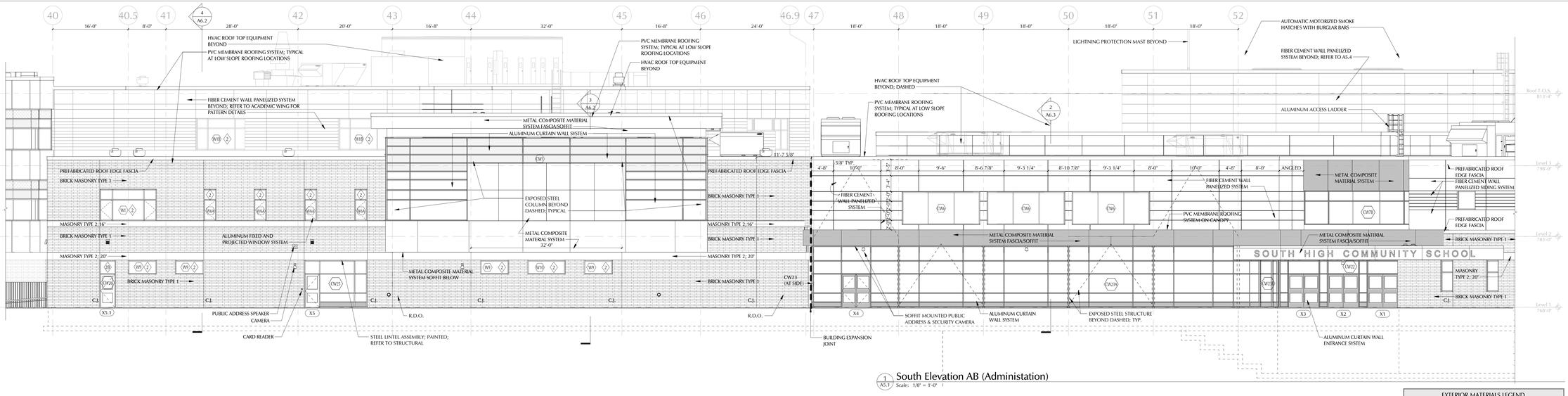

1 A5.1 South Elevation AB (Administation)
Scale: 1/8" = 1'-0"

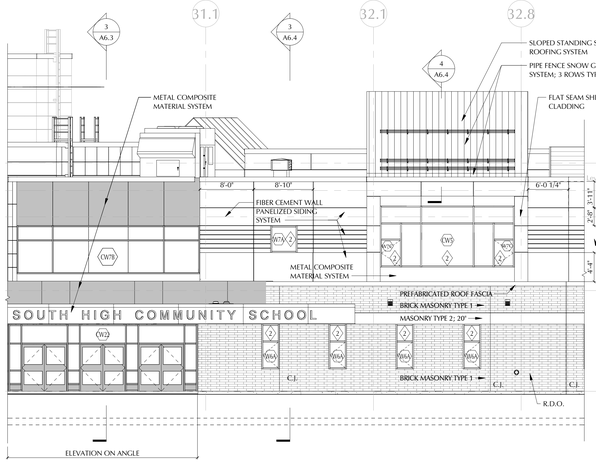

EXTERIOR MATERIALS LEGEND
FIBER CEMENT RAINSCREEN; VARYING SIZED PANELS; UP TO 4 COLORS
SPANDREL GLASS IN CURTAIN WALL
INSULATED GLASS UNITS IN CURTAIN WALL; 3 TYPES OF SOLAR COATINGS
MASONRY TYPE 2: CALCIUM SILICATE MASONRY BANDING; 20',16' & 12" SIZES AS OCCURS
METAL COMPOSITE MATERIAL
MASONRY TYPE 1: BRICK MASONRY

SYMBOLS LEGEND
SECURITY CAMERA
LIGHT FIXTURE
CARD READER / V.E.S.
FIRE ALARM BEACON
FIRE ALARM STROBE
KNOX BOX
SPEAKER (PUBLIC ADDRESS)

EXTERIOR GLASS TYPES LEGEND
1 GLASS TYPE 1
1A GLASS TYPE 1A (Spandrel)
1B GLASS TYPE 1B
2 GLASS TYPE 2
2B GLASS TYPE 2B
2C GLASS TYPE 2C (Reflective)
X REFER TO EXTERIOR ELEVATIONS FOR GLASS TYPES.

NOTES:
1. "B" DENOTES SAFTEY GLASS
2. REFER TO SPECIFICATIONS FOR DESCRIPTIONS.

2 A5.1 Partial South Elevation Section B2
Scale: 1/8" = 1'-0"

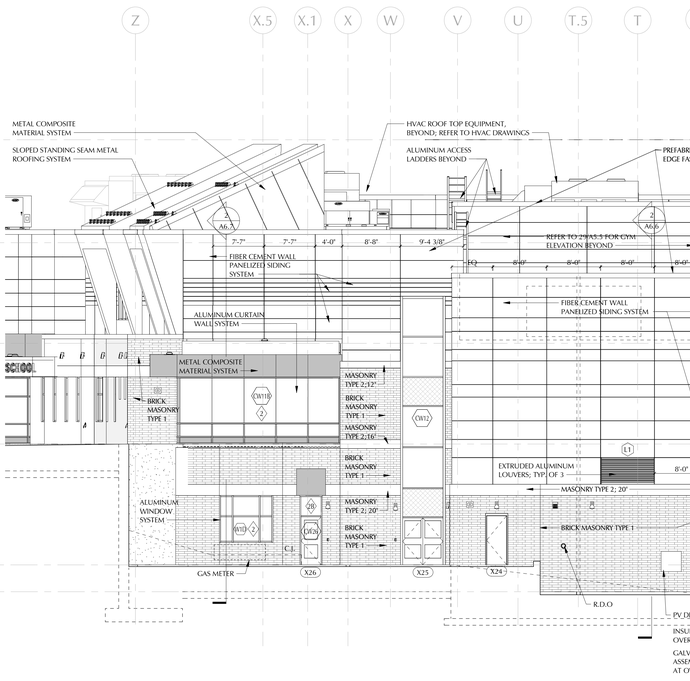

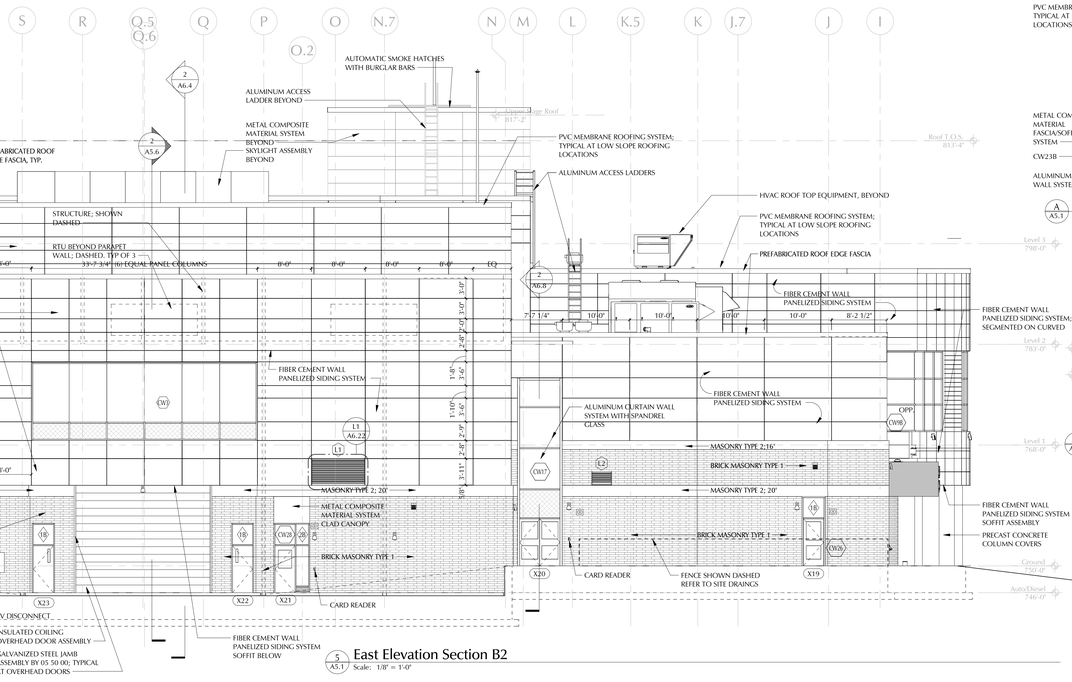

3 A5.1 Partial South Elevation Section B2
Scale: 1/8" = 1'-0"

4 A5.1 Partial South Elevation Section B2
Scale: 1/8" = 1'-0"

5 A5.1 East Elevation Section B2
Scale: 1/8" = 1'-0"

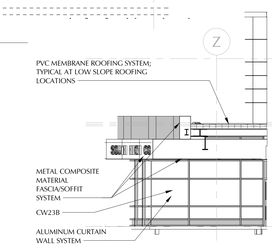

A A5.1 Partial East Elevation - Cafeteria
Scale: 1/8" = 1'-0"

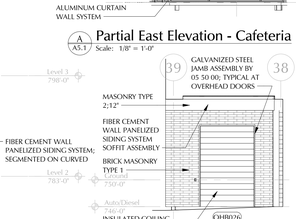

C A5.1 Partial North Elevation - OH
Scale: 1/8" = 1'-0"

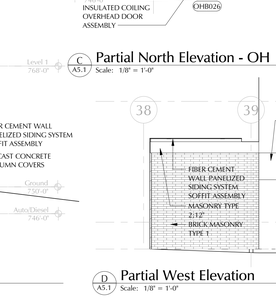

D A5.1 Partial West Elevation
Scale: 1/8" = 1'-0"

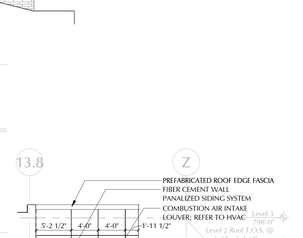

B A5.1 Partial West Elevation at Main Entrance
Scale: 1/8" = 1'-0"

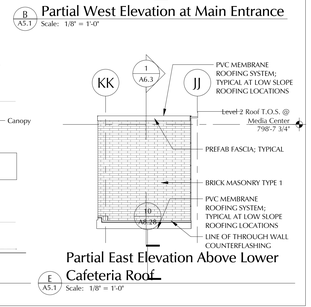

E A5.1 Partial East Elevation Above Lower Cafeteria Roof
Scale: 1/8" = 1'-0"

LAMOUREUX PAGANO ASSOCIATES, ARCHITECTS
108 GROVE STREET, SUITE 300
WORCESTER, MASSACHUSETTS 01605
MEMBER OF THE AMERICAN INSTITUTE OF ARCHITECTS

CONSULTANT

OWNER

Worcester Public Schools

Worcester, MA

Project North

PROJECT

FINAL BID PACKAGE

South High Community School

170 Apricot Street, Worcester, MA 01603

TITLE

Exterior Elevations

Key Plan

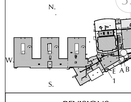

REVISIONS		
No.	Description	Date

FILE:

DWN. BY: Author | JOB NO: #1611

CKD. BY: Checker | SCALE: As indicated

DATE: January 31, 2019

A5.1

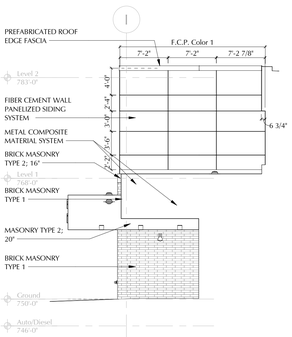

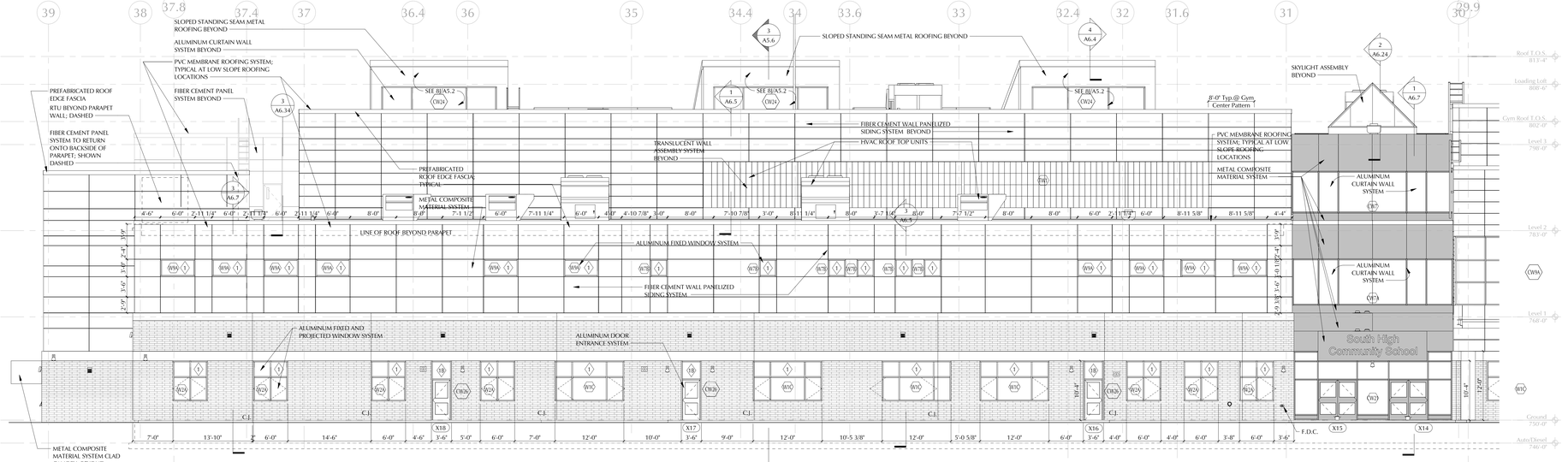

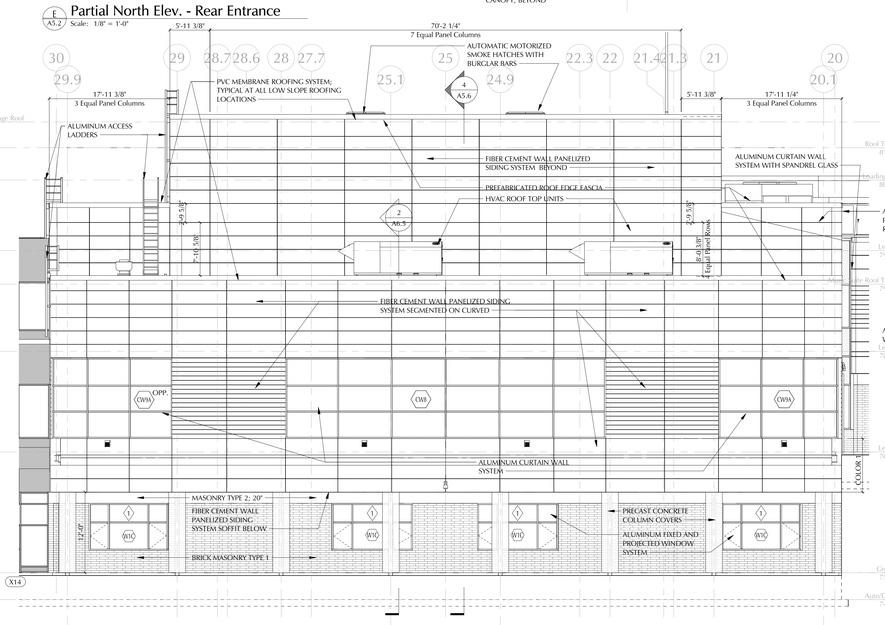

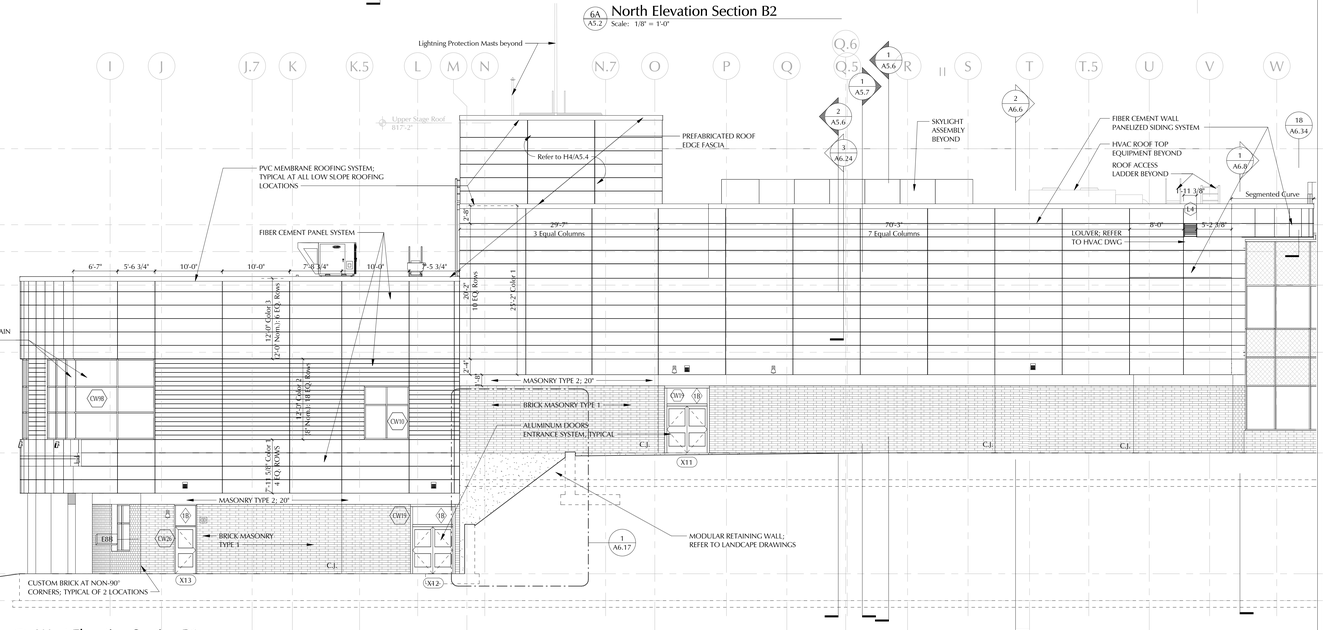

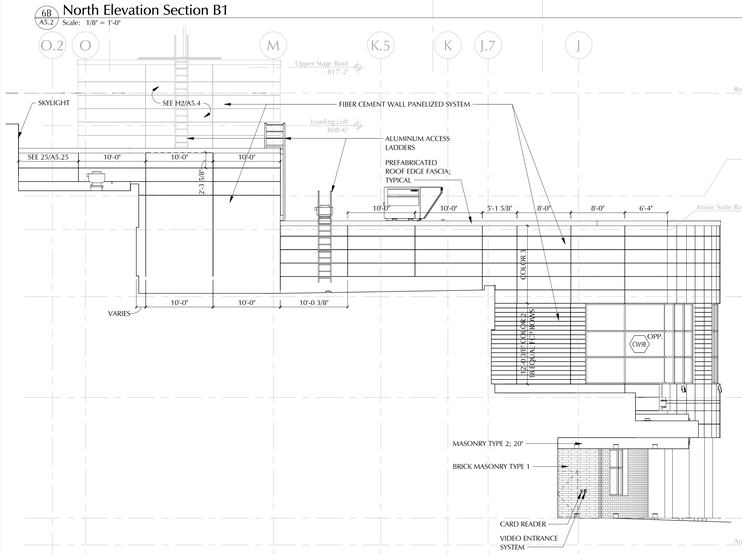

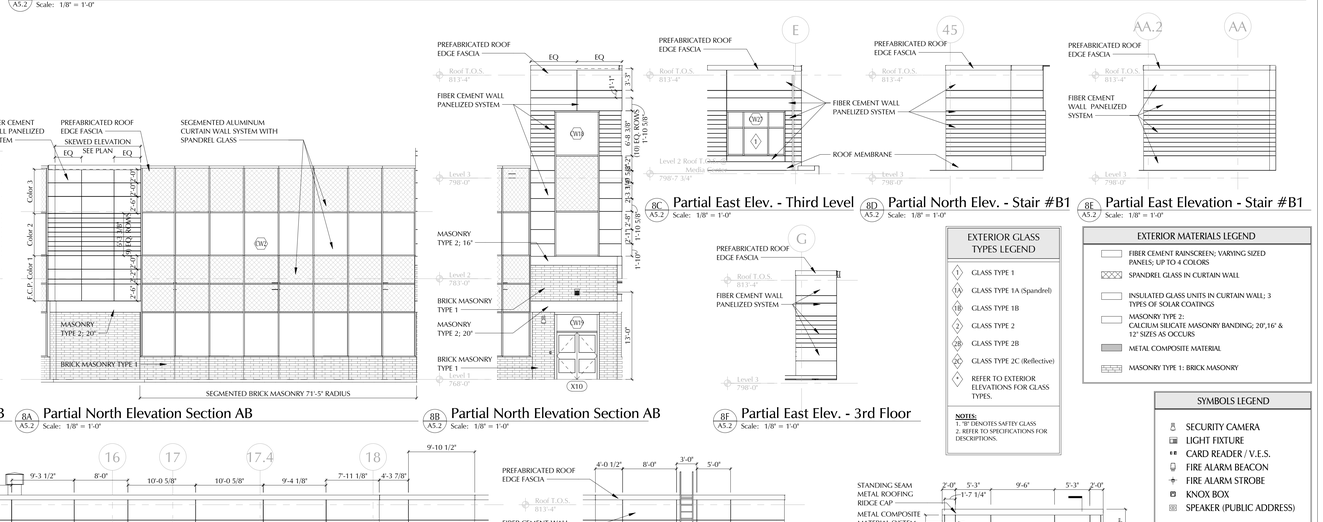

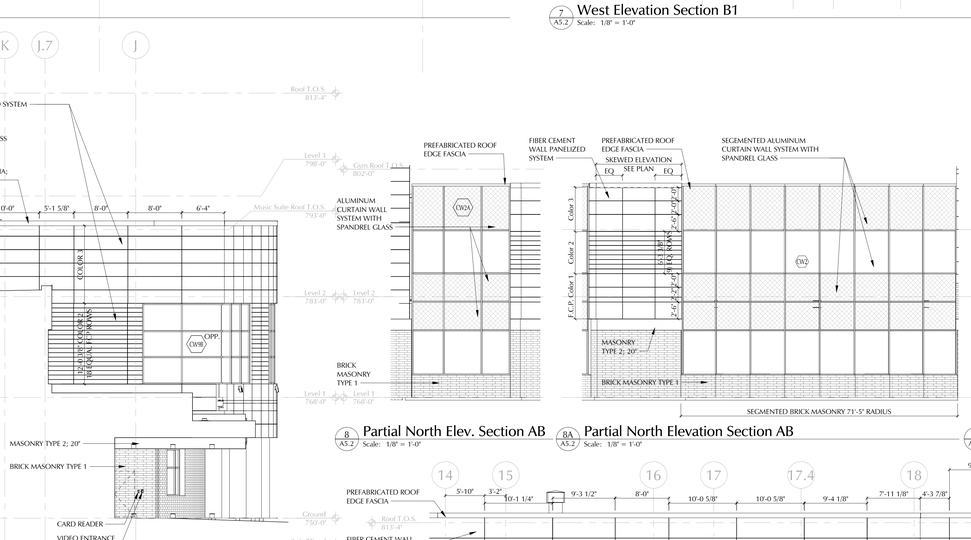

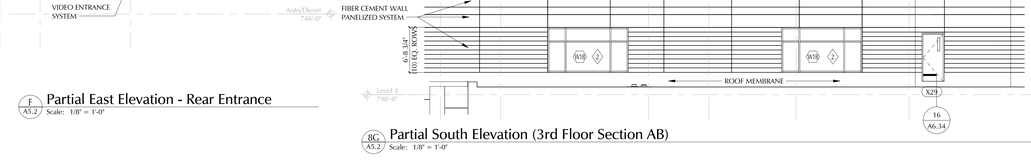



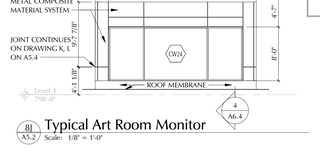

LAMOUREUX PAGANO ASSOCIATES, ARCHITECTS
108 GROVE STREET, SUITE 300
WORCESTER, MASSACHUSETTS 01605
MEMBER OF THE AMERICAN INSTITUTE OF ARCHITECTS

CONSULTANT

OWNER

Worcester Public Schools

Worcester, MA

Project North

PROJECT

FINAL BID PACKAGE

South High Community School

170 Apricot Street, Worcester, MA 01603

TITLE

Exterior Elevations

Key Plan

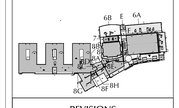

REVISIONS

No.	Description	Date

FILE:

DWN. BY: Author | JOB NO: #1611

CKD. BY: Checker | SCALE: As indicated

DATE: January 31, 2019

A5.2

EXTERIOR GLASS TYPES LEGEND

1	GLASS TYPE 1
1A	GLASS TYPE 1A (Spandrel)
1B	GLASS TYPE 1B
2	GLASS TYPE 2
2B	GLASS TYPE 2B
2C	GLASS TYPE 2C (Reflective)
X	REFER TO EXTERIOR ELEVATIONS FOR GLASS TYPES.

NOTES:
1. "B" DENOTES SAFTEY GLASS
2. REFER TO SPECIFICATIONS FOR DESCRIPTIONS.

EXTERIOR MATERIALS LEGEND

- FIBER CEMENT RAINSCREEN; VARYING SIZED PANELS; UP TO 4 COLORS
- SPANDREL GLASS IN CURTAIN WALL
- INSULATED GLASS UNITS IN CURTAIN WALL; 3 TYPES OF SOLAR COATINGS
- MASONRY TYPE 2: CALCIUM SILICATE MASONRY BANDING; 20",16" & 12" SIZES AS OCCURS
- METAL COMPOSITE MATERIAL
- MASONRY TYPE 1: BRICK MASONRY

SYMBOLS LEGEND

- SECURITY CAMERA
- LIGHT FIXTURE
- CARD READER / V.E.S.
- FIRE ALARM BEACON
- FIRE ALARM STROBE
- KNOX BOX
- SPEAKER (PUBLIC ADDRESS)

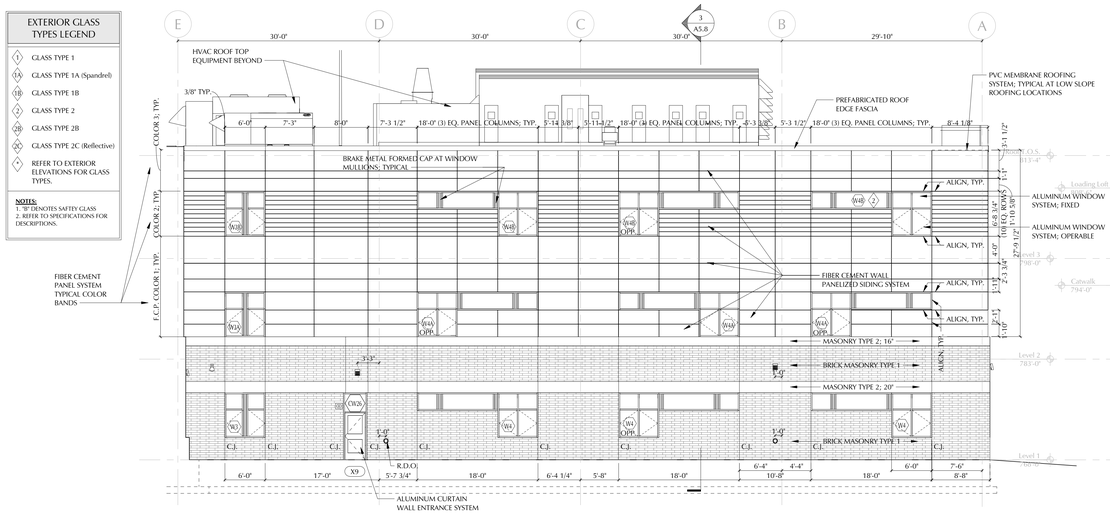

9 A5.3 East Elevation Section AB (9th Grade Pod)
Scale: 1/8" = 1'-0"

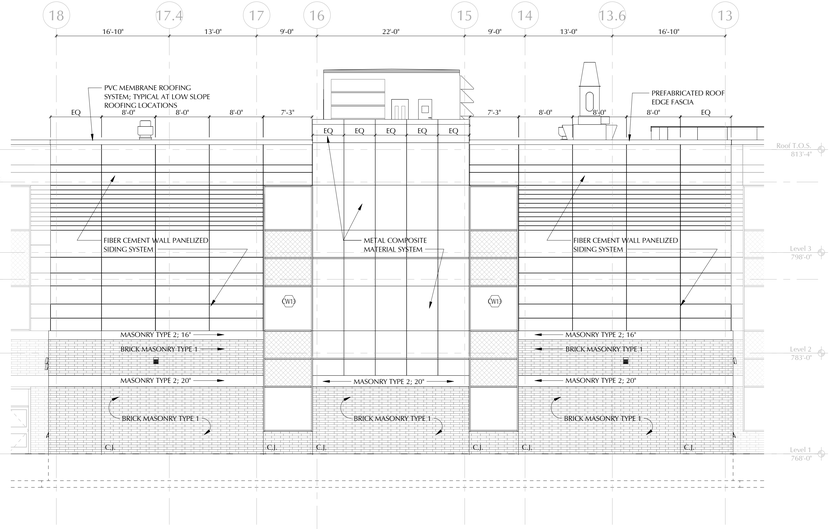

10 A5.3 North Elevation Section AB (9th Grade Pod)
Scale: 1/8" = 1'-0"

11 A5.3 Partial North Elevation Section A at Col. 13-12
Scale: 1/8" = 1'-0"

12 A5.3 East Elevation Section A (Middle Pod)
Scale: 1/8" = 1'-0"

13 A5.3 North Elevation Section A (Middle Pod)
Scale: 1/8" = 1'-0"

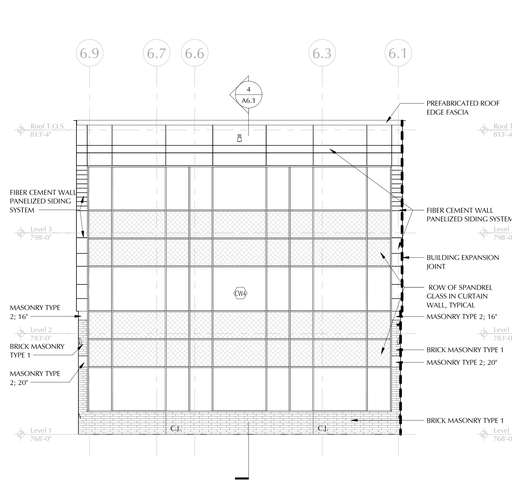

14 A5.3 Partial North Elevation Section A at Col. 7-6
Scale: 1/8" = 1'-0"

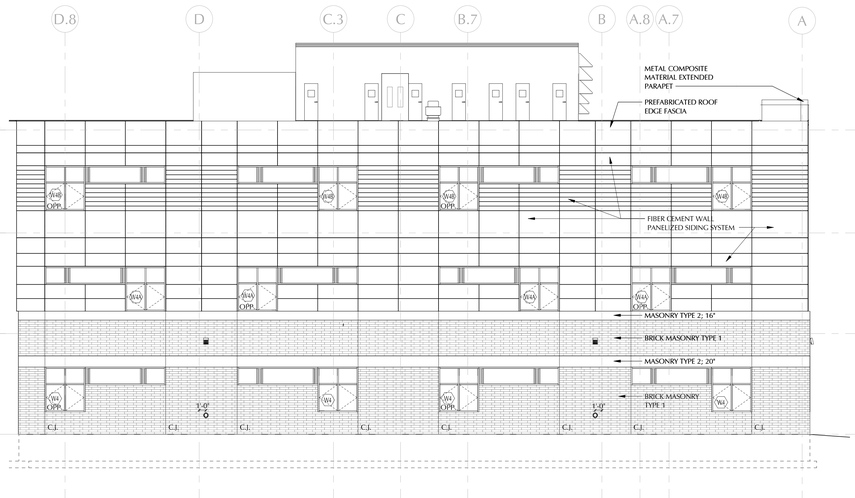

15 A5.3 East Elevation Section A (North-end Pod)
Scale: 1/8" = 1'-0"

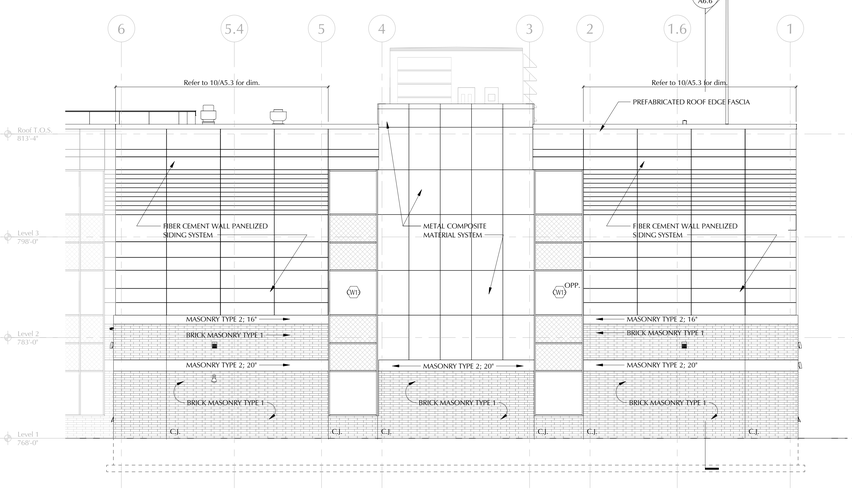

16 A5.3 East Elevation Section A End Pod)
Scale: 1/8" = 1'-0"

LAMOUREUX PAGANO ASSOCIATES, ARCHITECTS
108 GROVE STREET, SUITE 300
WORCESTER, MASSACHUSETTS 01605
MEMBER OF THE AMERICAN INSTITUTE OF ARCHITECTS
CONSULTANT

OWNER

Worcester Public Schools

Worcester, MA

Project North
True North

PROJECT

FINAL BID PACKAGE

South High Community School

170 Apricot Street, Worcester, MA 01603

TITLE

Exterior Elevations

Key Plan

REVISIONS

No.	Description	Date

FILE:

DWN. BY: Author	JOB NO: #1611
CKD. BY: Checker	SCALE: As indicated
DATE: January 31, 2019	

A5.3

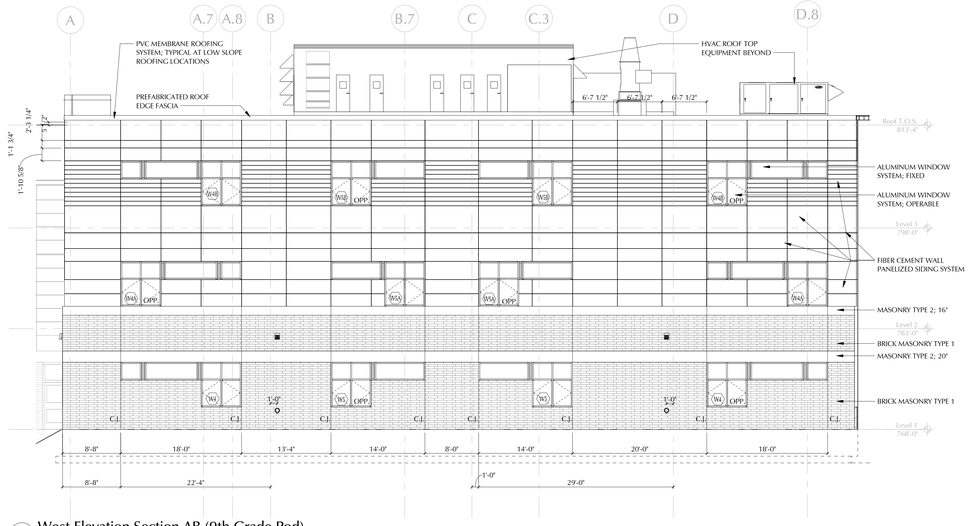

17 A5.4 West Elevation Section AB (9th Grade Pod)
Scale: 1/8" = 1'-0"

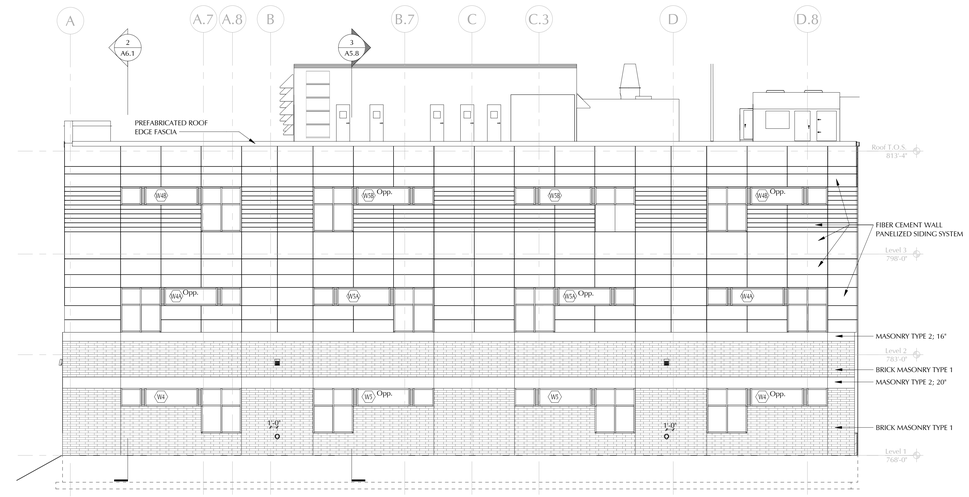

18 A5.4 West Elevation Section A (Middle Pod)
Scale: 1/8" = 1'-0"

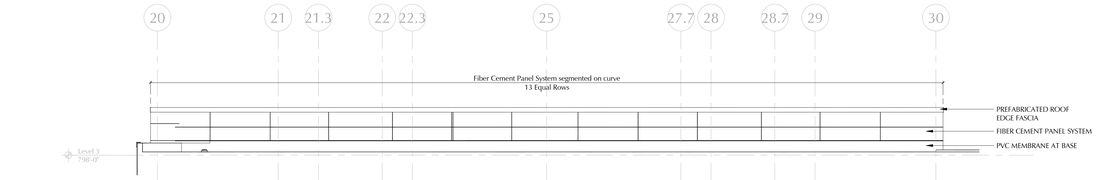

H1 A5.4 Auditorium Curved (Segmented) Parapet Elevation
Scale: 1/8" = 1'-0"

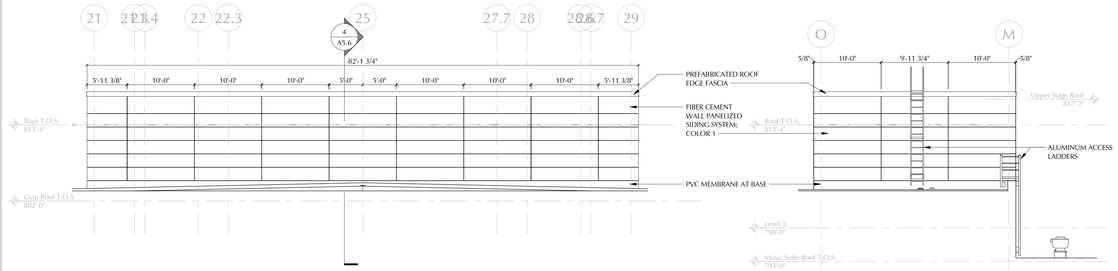

H3 A5.4 Upper Stage South Elevation
Scale: 1/8" = 1'-0"

H2 A5.4 Upper Stage East Elevation
Scale: 1/8" = 1'-0"

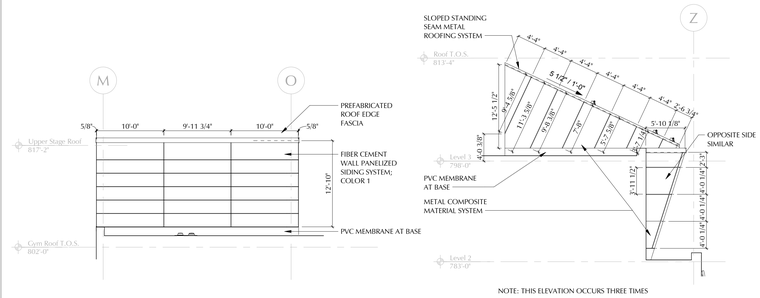

NOTE: THIS ELEVATION OCCURS THREE TIMES

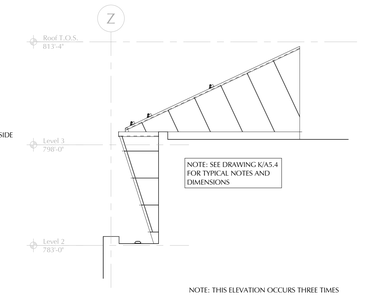

NOTE: THIS ELEVATION OCCURS THREE TIMES

H4 A5.4 Upper Stage West Elevation
Scale: 1/8" = 1'-0"

K A5.4 Typical Art Room Monitor West Elevation
Scale: 1/8" = 1'-0"

L A5.4 Typical Art Room Monitor East Elevation
Scale: 1/8" = 1'-0"

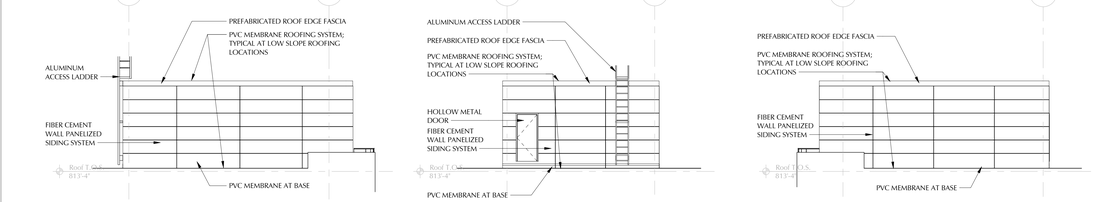

19A A5.4 Partal West Elevation Section A (Middle Stair Tower)
Scale: 1/8" = 1'-0"

19B A5.4 Partal North Elevation Section A
Scale: 1/8" = 1'-0"

19C A5.4 Partial East Elevation Section A
Scale: 1/8" = 1'-0"

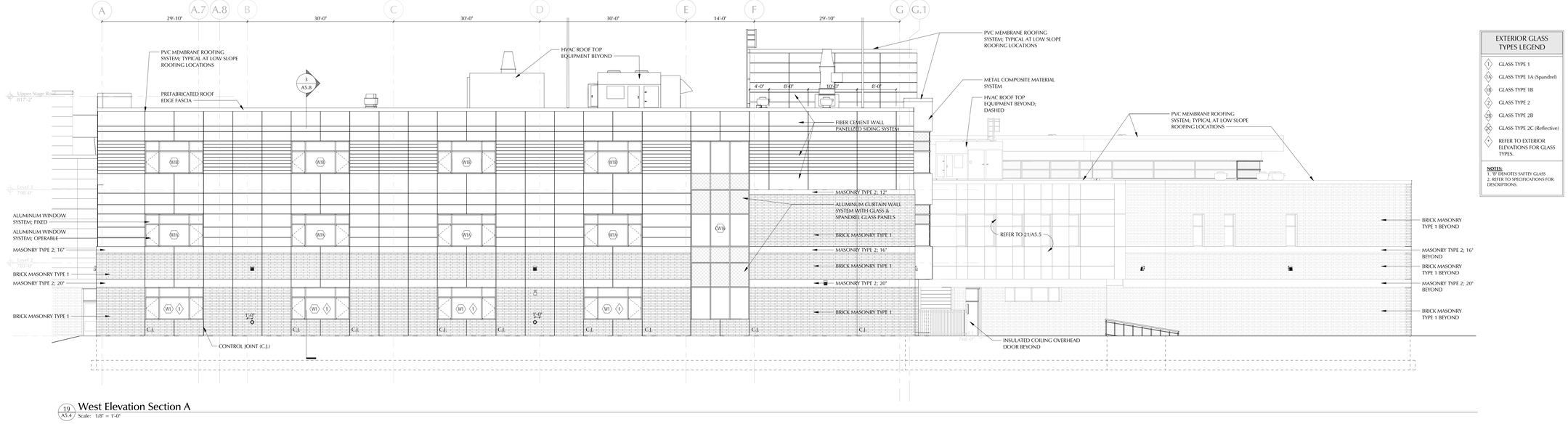

EXTERIOR GLASS TYPES LEGEND

1	GLASS TYPE 1
1A	GLASS TYPE 1A (Spandrel)
1B	GLASS TYPE 1B
2	GLASS TYPE 2
2B	GLASS TYPE 2B
2C	GLASS TYPE 2C (Reflective)
*	REFER TO EXTERIOR ELEVATIONS FOR GLASS TYPES.

NOTES:
1. 'B' DENOTES SAFTEY GLASS
2. REFER TO SPECIFICATIONS FOR DESCRIPTIONS.

19 A5.4 West Elevation Section A
Scale: 1/8" = 1'-0"

LAMOUREUX PAGANO ASSOCIATES, ARCHITECTS
108 GROVE STREET, SUITE 300
WORCESTER, MASSACHUSETTS 01605

MEMBER OF
THE AMERICAN INSTITUTE OF ARCHITECTS

CONSULTANT

OWNER

Worcester Public Schools

Worcester, MA

Project North

PROJECT

FINAL BID PACKAGE

South High Community School

170 Apricot Street, Worcester, MA 01603

TITLE

Exterior Elevations

Key Plan



REVISIONS

No.	Description	Date

FILE:

DWN. BY: Author | JOB NO: #1611

CKD. BY: Checker | SCALE: As indicated

DATE: January 31, 2019

A5.4

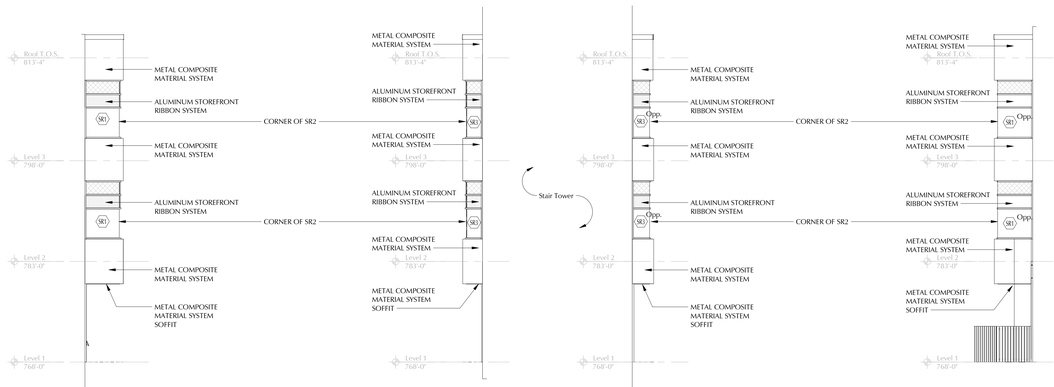

A1 A5.5 Partial West Elevation Between C.L. 6 & 6.4
Scale: 1/8" = 1'-0"

A2 A5.5 Partial East Elevation near C.L. 9
Scale: 1/8" = 1'-0"

A3 A5.5 Partial West Elevation near C.L. 10
Scale: 1/8" = 1'-0"

A4 A5.5 Partial East Elevation Between C.L. 13 & 13.6
Scale: 1/8" = 1'-0"

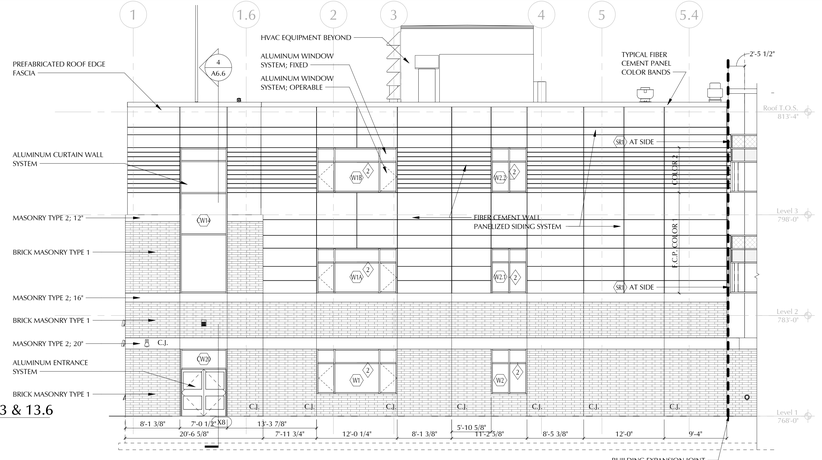

20A A5.5 Partial South Elevation (Science Classrooms)
Scale: 1/8" = 1'-0"

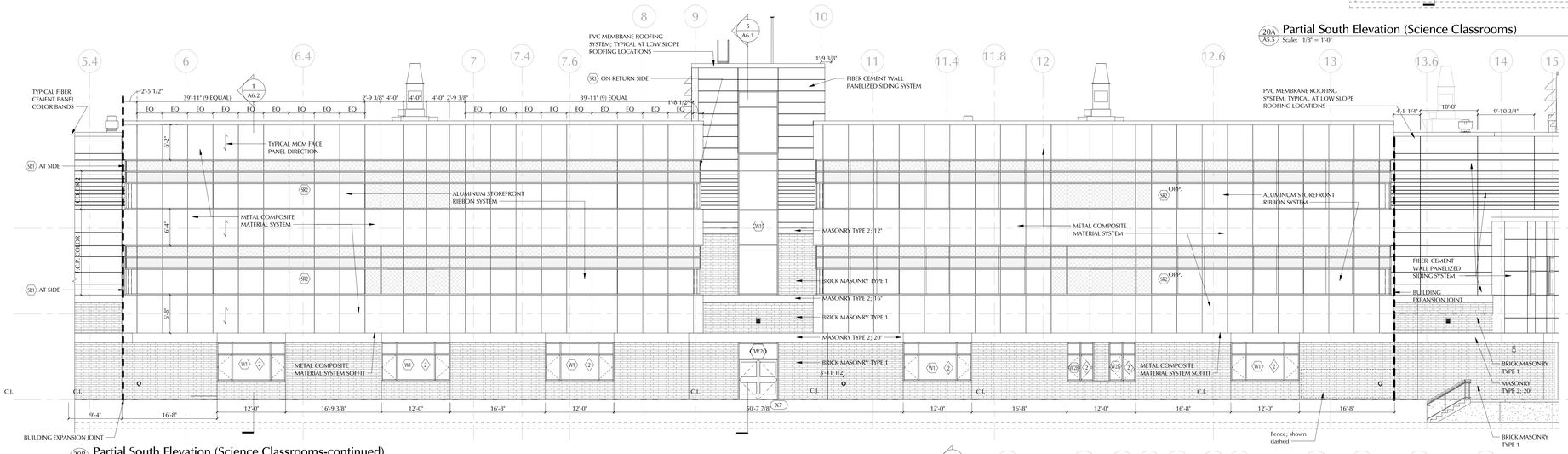

20B A5.5 Partial South Elevation (Science Classrooms-continued)
Scale: 1/8" = 1'-0"

EXTERIOR GLASS TYPES LEGEND	
1	GLASS TYPE 1
1A	GLASS TYPE 1A (Spandrel)
1B	GLASS TYPE 1B
2	GLASS TYPE 2
2B	GLASS TYPE 2B
2C	GLASS TYPE 2C (Reflective)
*	REFER TO EXTERIOR ELEVATIONS FOR CLASS TYPES.

NOTES:
1. 'B' DENOTES SAFTEY GLASS
2. REFER TO SPECIFICATIONS FOR DESCRIPTIONS.

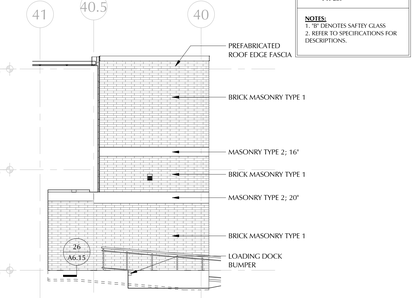

22 A5.5 Partial North Elevation
Scale: 1/8" = 1'-0"

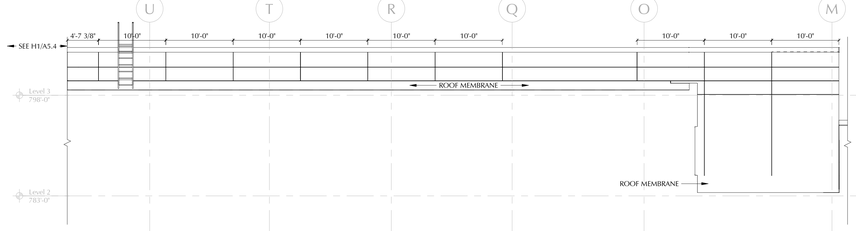

25 A5.5 Auditorium Exterior Wall and Parapet East Elevation
Scale: 1/8" = 1'-0"

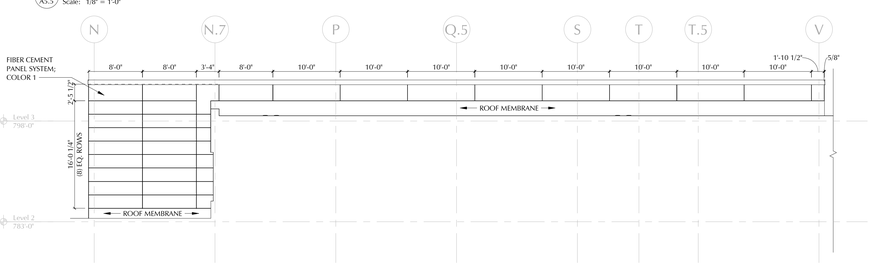

26 A5.5 Gymnasium Exterior Wall and Parapet West Elevation
Scale: 1/8" = 1'-0"

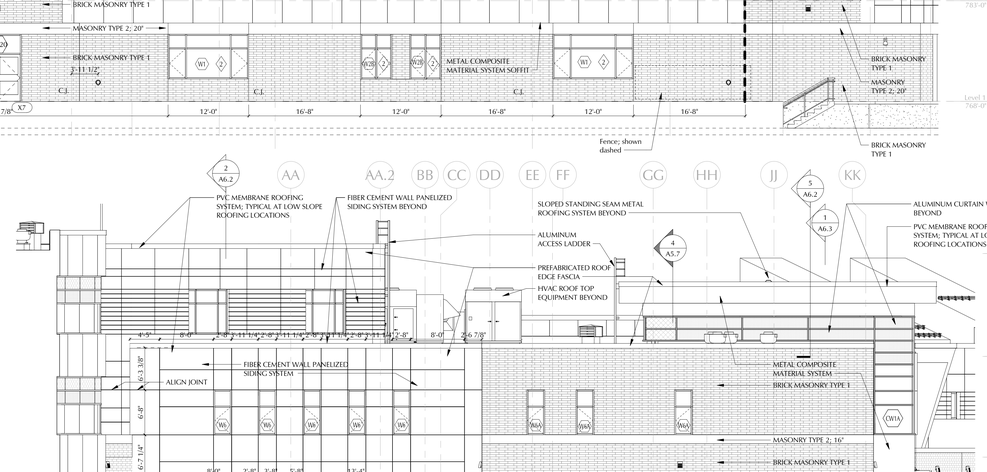

21 A5.5 West Elevation (Recieving Area)
Scale: 1/8" = 1'-0"

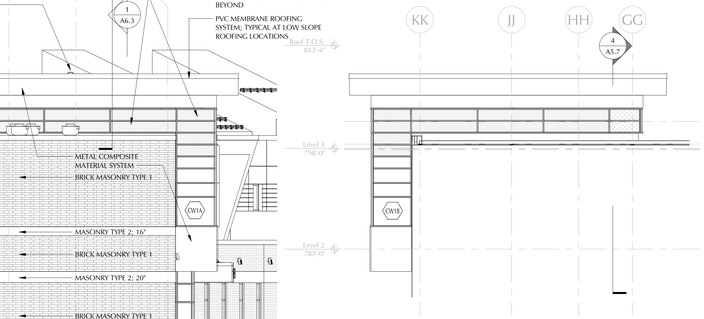

23 A5.5 Media Center East Elevation
Scale: 1/8" = 1'-0"

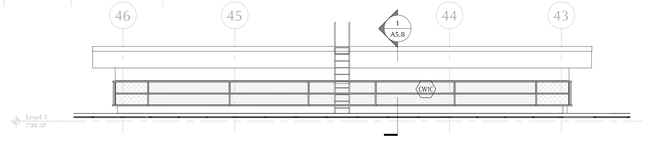

24 A5.5 Media Center North Elevation
Scale: 1/8" = 1'-0"

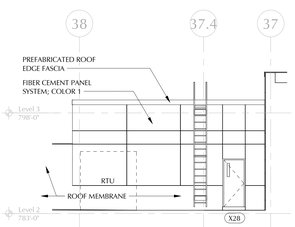

27 A5.5 Stair #B3 North Elevation
Scale: 1/8" = 1'-0"

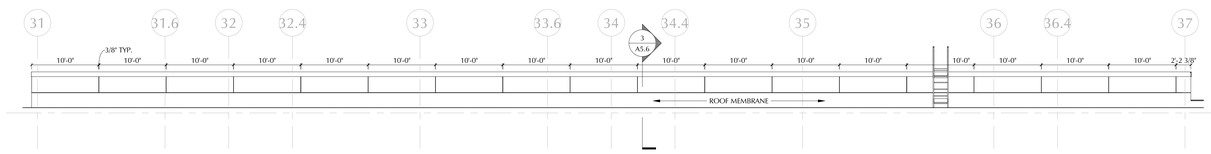

28 A5.5 Gymnasium South Elevation
Scale: 1/8" = 1'-0"

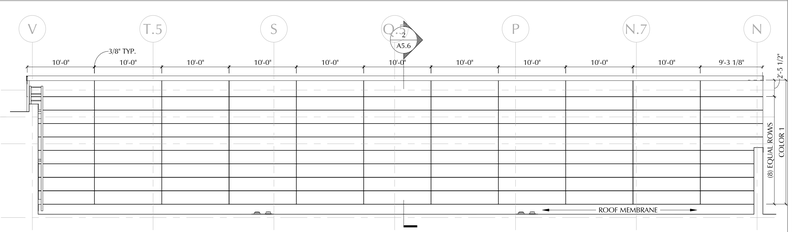

29 A5.5 Gymnasium East Elevation
Scale: 1/8" = 1'-0"

LAMOUREUX PAGANO ASSOCIATES, ARCHITECTS
108 GROVE STREET, SUITE 300
WORCESTER, MASSACHUSETTS 01605
MEMBER OF THE AMERICAN INSTITUTE OF ARCHITECTS

CONSULTANT

OWNER

Worcester Public Schools

Worcester, MA

Project North

PROJECT

FINAL BID PACKAGE

South High Community School

170 Apricot Street, Worcester, MA 01603

TITLE

Exterior Elevations

Key Plan

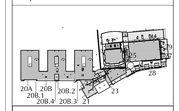

REVISIONS

No.	Description	Date

FILE:

DWN. BY: Author | JOB NO: #1611

CKD. BY: Checker | SCALE: As indicated

DATE: January 31, 2019

A5.5

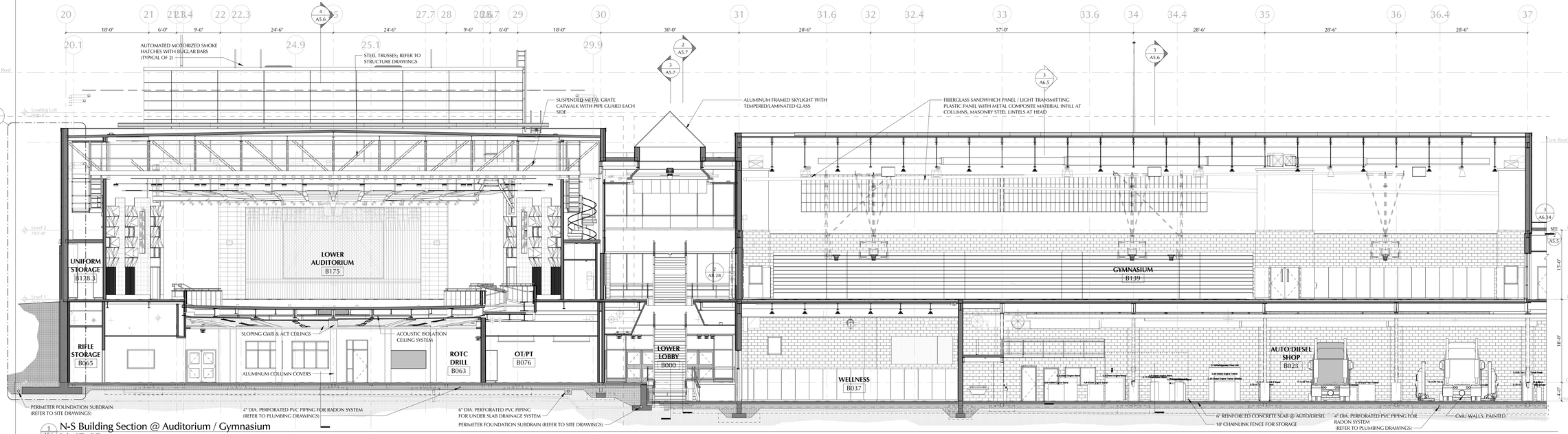

1 A5.6 N-S Building Section @ Auditorium / Gymnasium
Scale: 1/8" = 1'-0"

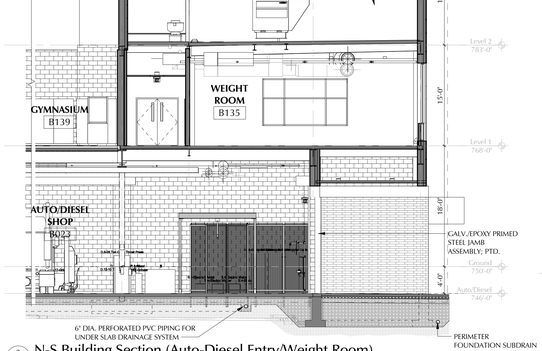

2 A5.6 N-S Building Section (Auto-Diesel Entry/Weight Room)
Scale: 1/8" = 1'-0"

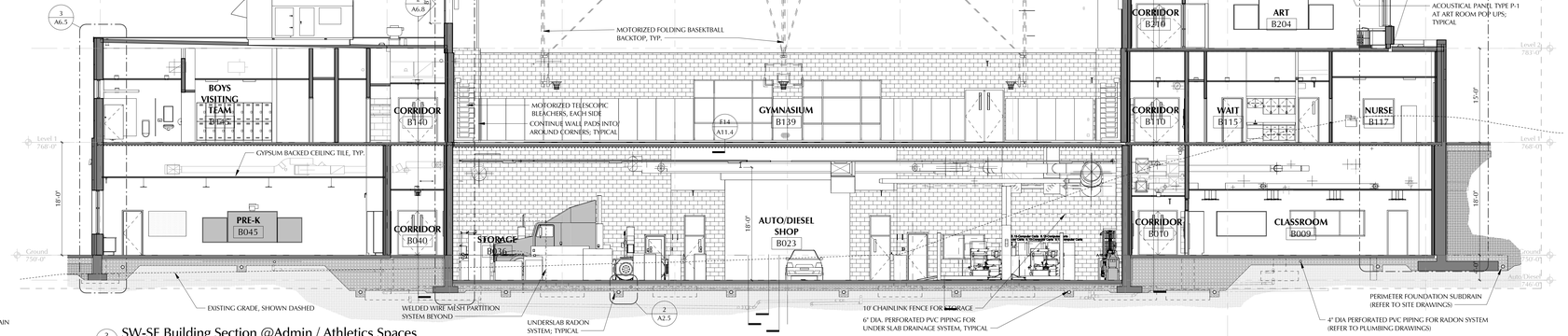

3 A5.6 SW-SE Building Section @Admin / Athletics Spaces
Scale: 1/8" = 1'-0"

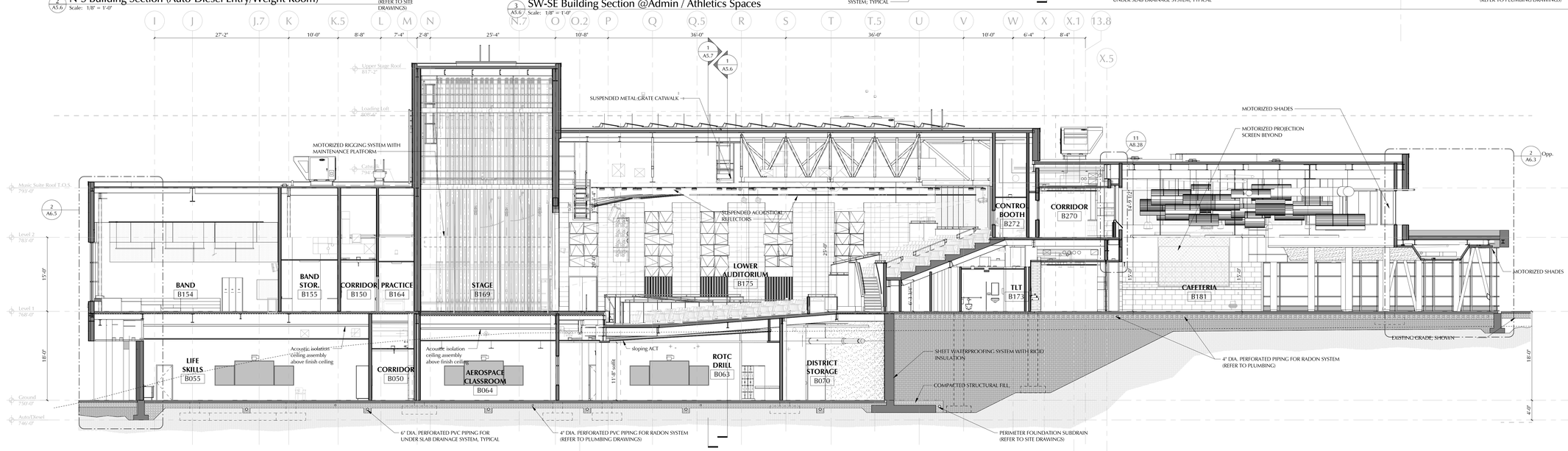

4 A5.6 W-E Building Section @ Auditorium
Scale: 1/8" = 1'-0"

LAMOUREUX PAGANO ASSOCIATES, ARCHITECTS
108 GROVE STREET, SUITE 300
WORCESTER, MASSACHUSETTS 01605

MEMBER OF
THE AMERICAN INSTITUTE OF ARCHITECTS

CONSULTANT

OWNER

Worcester Public Schools

Worcester, MA

Project North

PROJECT

FINAL BID PACKAGE

South High Community School

170 Apricot Street, Worcester, MA 01603

TITLE

Building Sections

Key Plan

REVISIONS

No.	Description	Date

FILE:

DWN. BY: Author | JOB NO: #1611

CKD. BY: Checker | SCALE: 1/8" = 1'-0"

DATE: January 31, 2019

A5.6

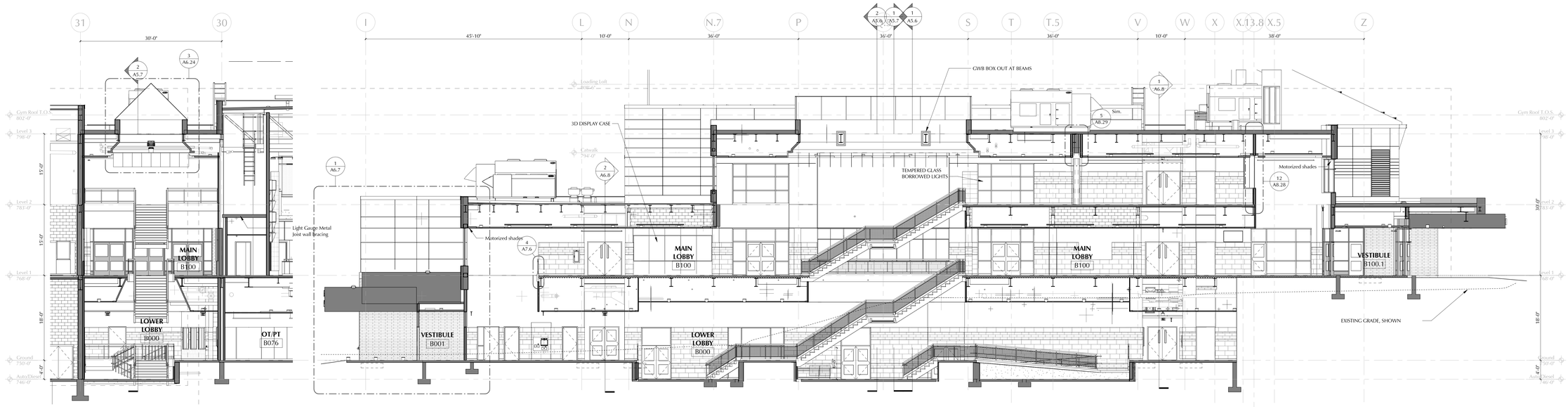

1 A5.7 N-S Building Section @ Auditorium / Gymnasium1
Scale: 1/8" = 1'-0"

2 A5.7 N-S Building Section @ Main Lobby South
Scale: 1/8" = 1'-0"

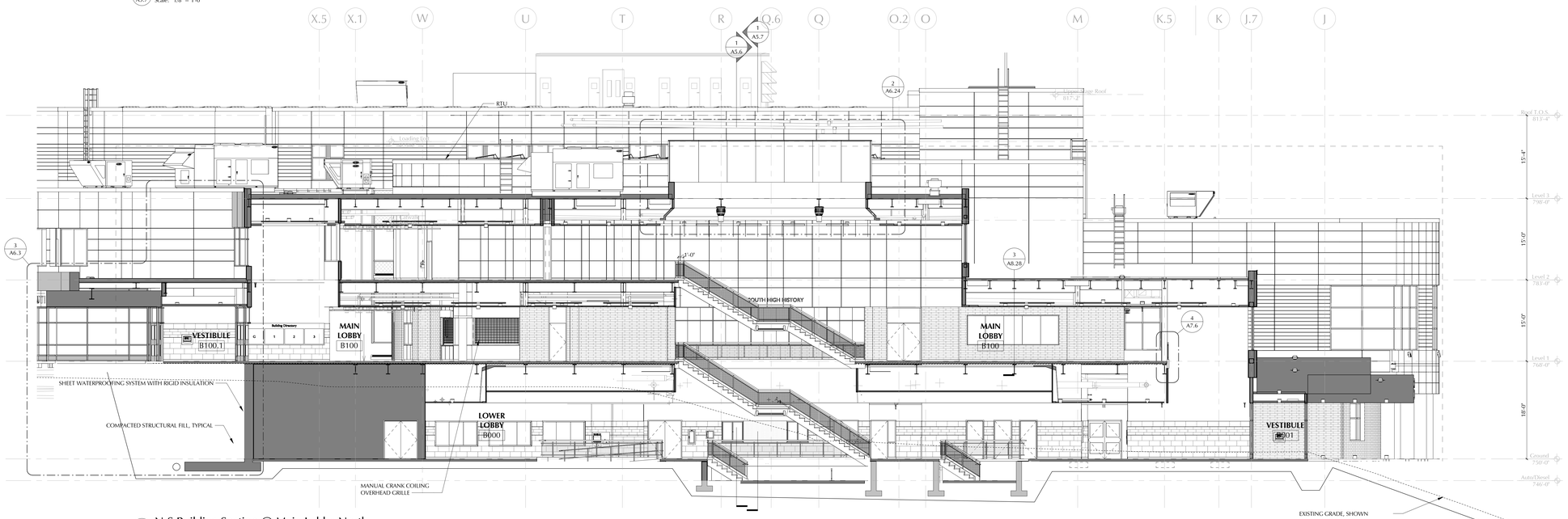

3 A5.7 N-S Building Section @ Main Lobby North
Scale: 1/8" = 1'-0"

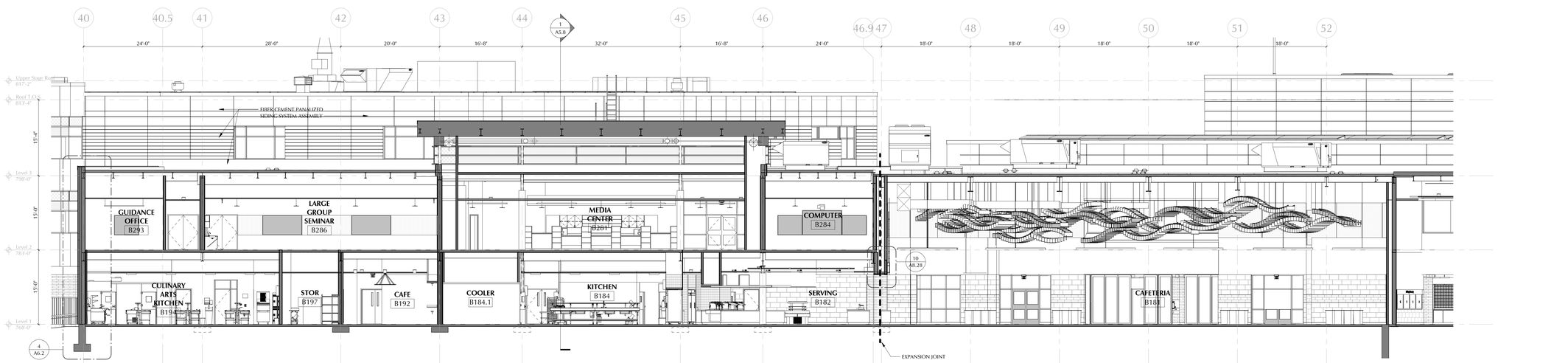

4 A5.7 W-E Building Section @ Media center / Cafeteria
Scale: 1/8" = 1'-0"

LAMOUREUX PAGANO ASSOCIATES, ARCHITECTS
108 GROVE STREET, SUITE 300
WORCESTER, MASSACHUSETTS 01605

MEMBER OF
THE AMERICAN INSTITUTE OF ARCHITECTS

CONSULTANT

OWNER

Worcester Public Schools

Worcester, MA

Project North

PROJECT

FINAL BID PACKAGE

South High Community School

170 Apricot Street, Worcester, MA 01603

TITLE

Building Sections

Key Plan



REVISIONS

No.	Description	Date

FILE:

DWN. BY: Author	JOB NO: #1611
CKD. BY: Checker	SCALE: 1/8" = 1'-0"
DATE: January 31, 2019	

A5.7

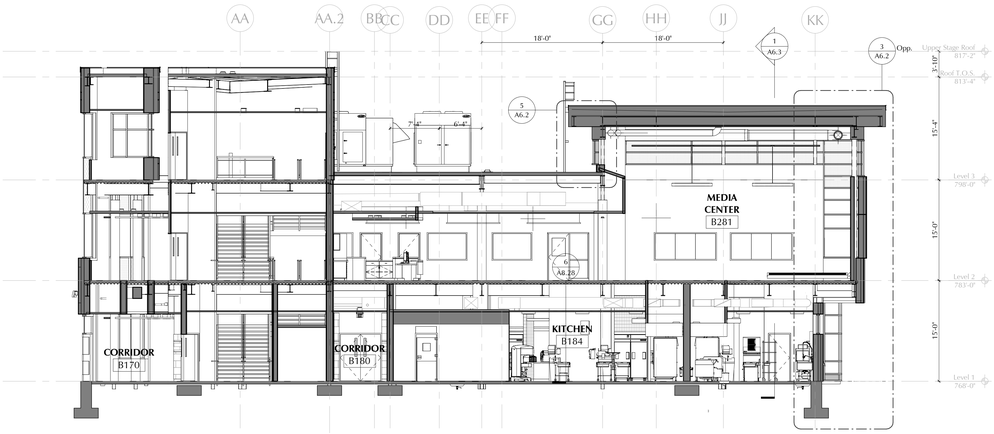

1 A5.8 Building Section @ Media Center
Scale: 1/8" = 1'-0"

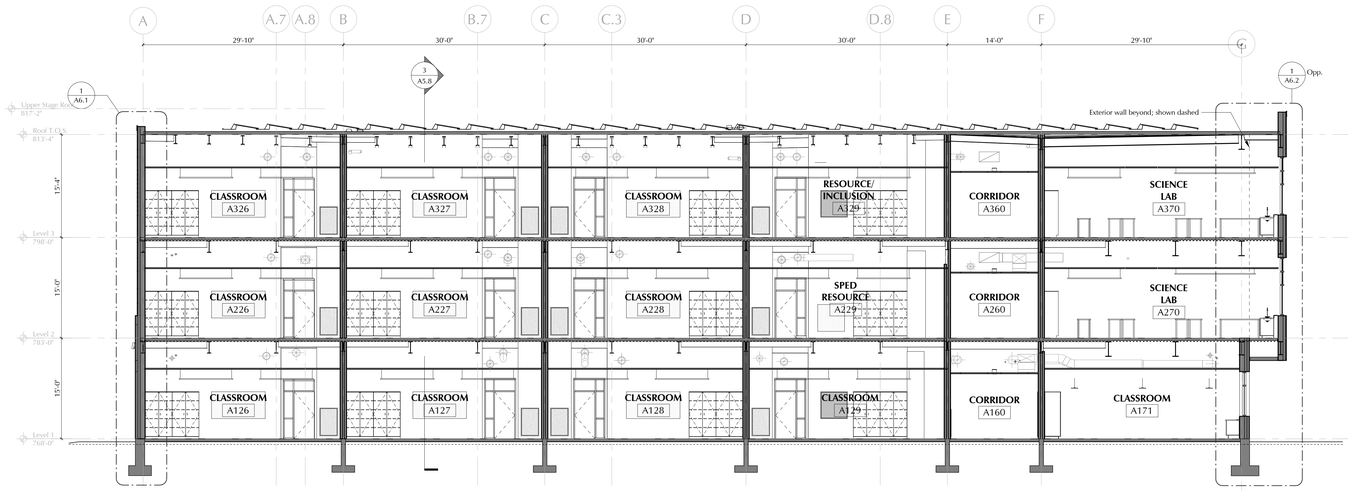

2 A5.8 N-S Building Section @ Typical Classroom Pod
Scale: 1/8" = 1'-0"

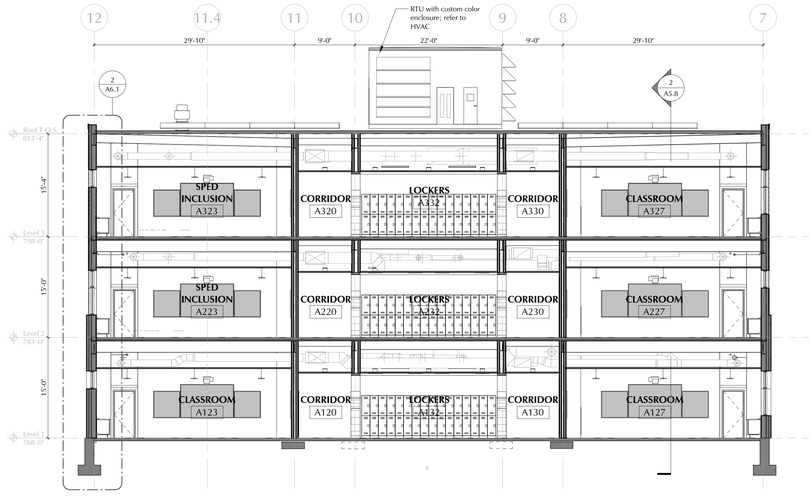

3 A5.8 W-E Building Section @ Typical Classroom Pod
Scale: 1/8" = 1'-0"

LAMOUREUX PAGANO ASSOCIATES, ARCHITECTS
108 GROVE STREET, SUITE 300
WORCESTER, MASSACHUSETTS 01605

MEMBER OF
THE AMERICAN INSTITUTE OF ARCHITECTS

CONSULTANT

OWNER

Worcester Public Schools

Worcester, MA

Project North

PROJECT

FINAL BID PACKAGE

South High Community School

170 Apricot Street, Worcester, MA 01603

TITLE

Building Sections

Key Plan

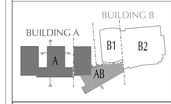

REVISIONS

No.	Description	Date

FILE:

DWN. BY: Author	JOB NO: #1611
CKD. BY: Checker	SCALE: 1/8" = 1'-0"
DATE: January 31, 2019	

A5.8

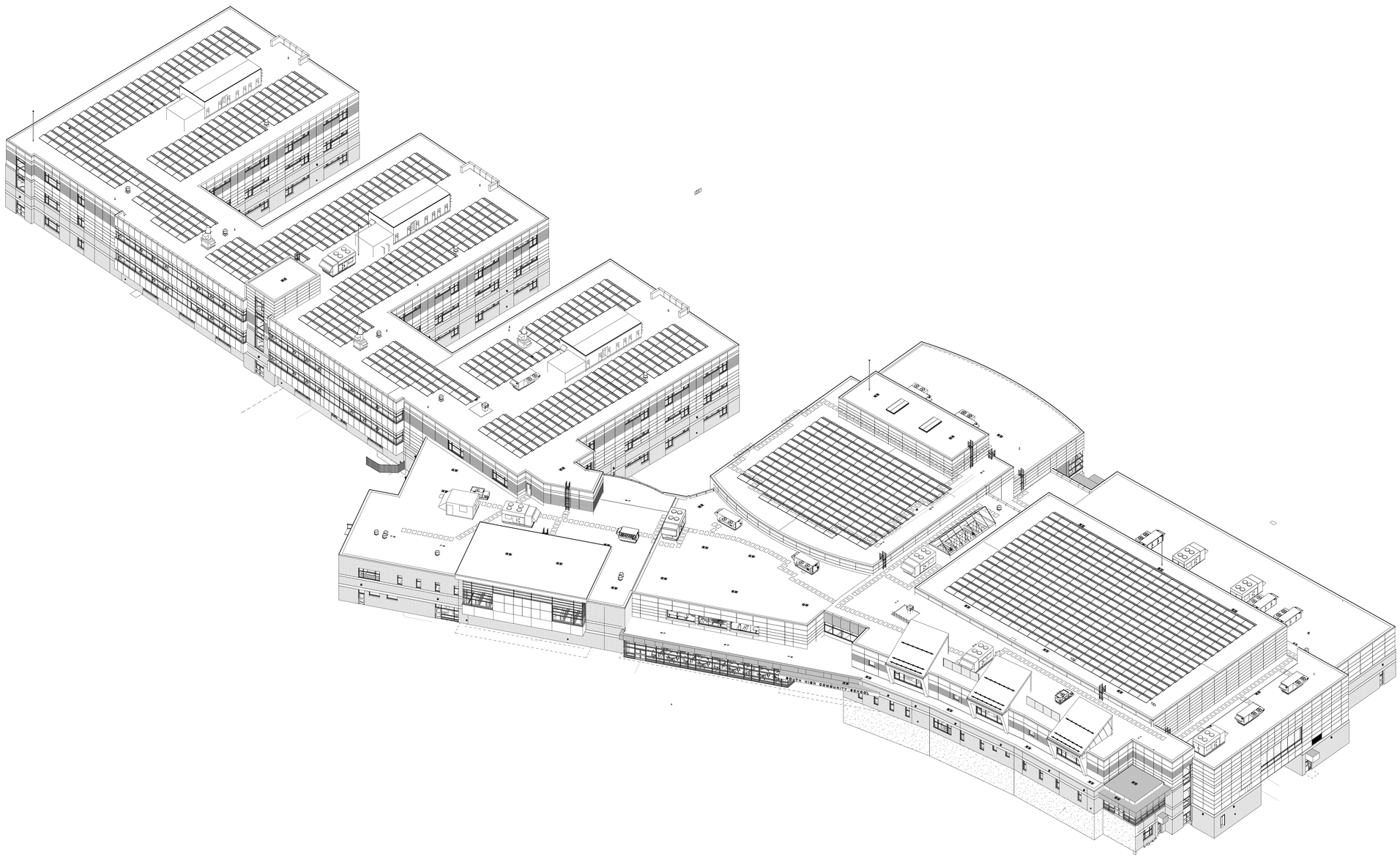

For Reference Only - Not for Construction.

LAMOUREUX PAGANO
ASSOCIATES, ARCHITECTS
108 GROVE STREET, SUITE 300
WORCESTER, MASSACHUSETTS 01605

MEMBER OF
THE AMERICAN INSTITUTE OF ARCHITECTS

CONSULTANT

OWNER

Worcester Public Schools

Worcester, MA

Project North

PROJECT

FINAL BID PACKAGE

South High Community School

170 Apricot Street, Worcester, MA 01603

TITLE

Exterior 3D Building Views

Key Plan

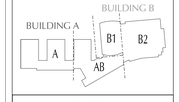

REVISIONS

No.	Description	Date

FILE:

DWN. BY: Author	JOB NO: #1611
CKD. BY: Checker	SCALE:
DATE: January 31, 2019	

A5.11

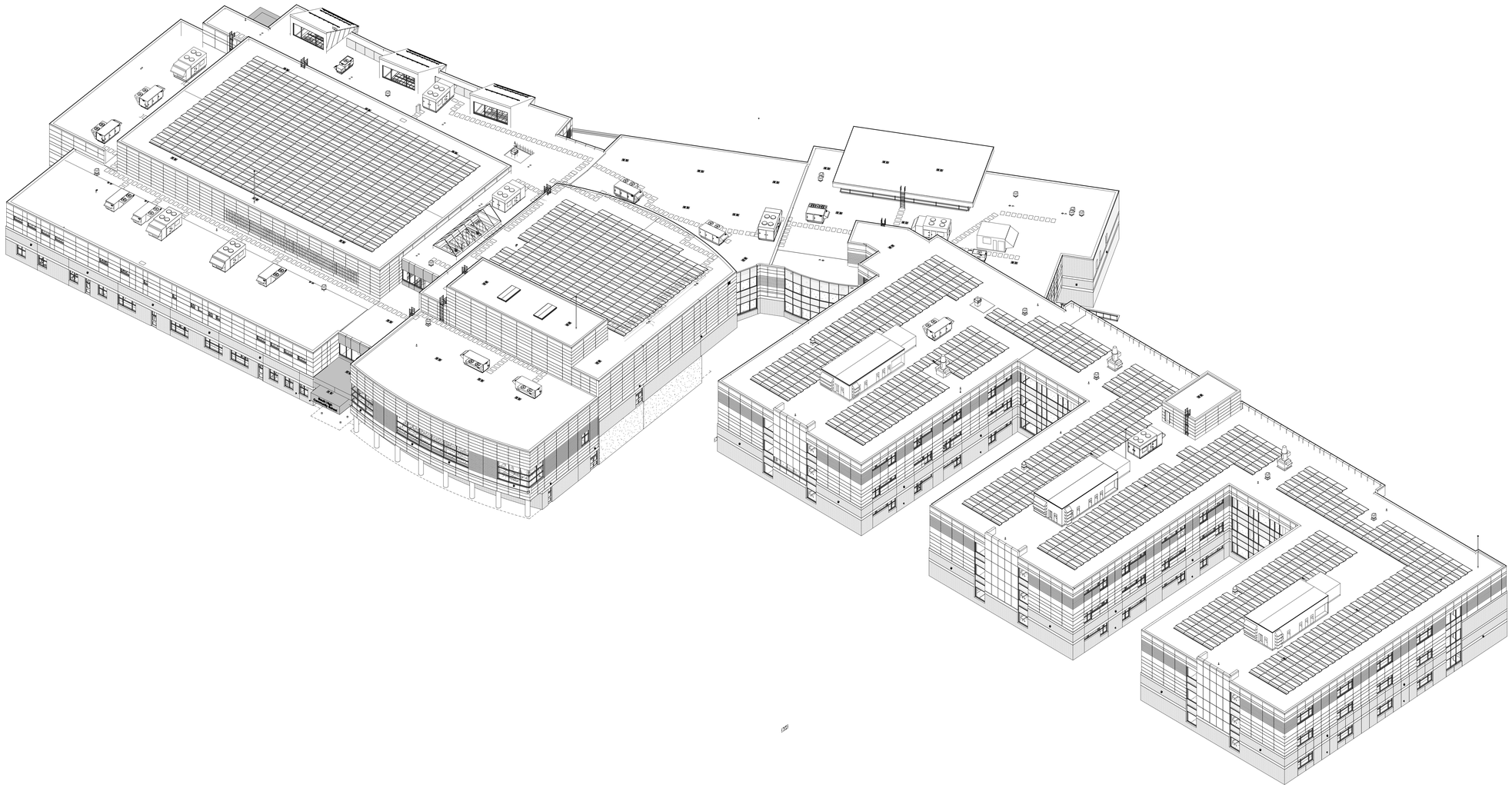

For Reference Only - Not for Construction.

LAMOUREUX PAGANO
ASSOCIATES, ARCHITECTS
108 GROVE STREET, SUITE 300
WORCESTER, MASSACHUSETTS 01605

MEMBER OF
THE AMERICAN INSTITUTE OF ARCHITECTS

CONSULTANT

OWNER

Worcester Public Schools

Worcester, MA

Project North

PROJECT

FINAL BID PACKAGE

South High Community School

170 Apricot Street, Worcester, MA 01603

TITLE

Exterior 3D Building Views

Key Plan



REVISIONS

No.	Description	Date

FILE:

DWN. BY: Author | JOB NO: #1611

CKD. BY: Checker | SCALE:

DATE: January 31, 2019

A5.12

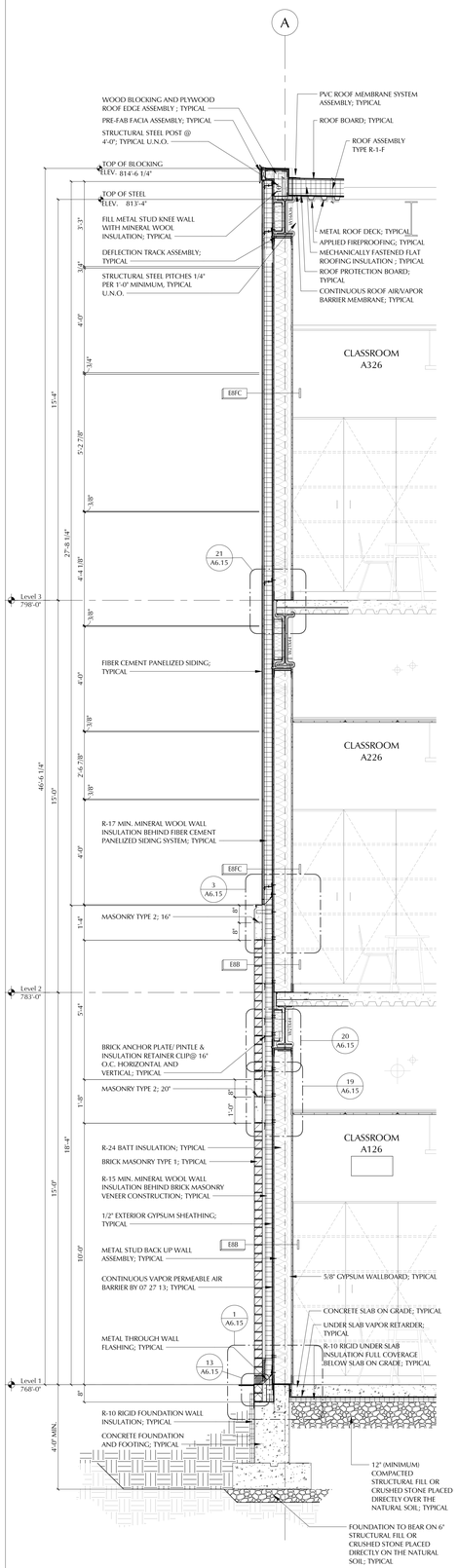

1 A6.1 Building A Wall Section at Classrooms
Scale: 1/2" = 1'-0"

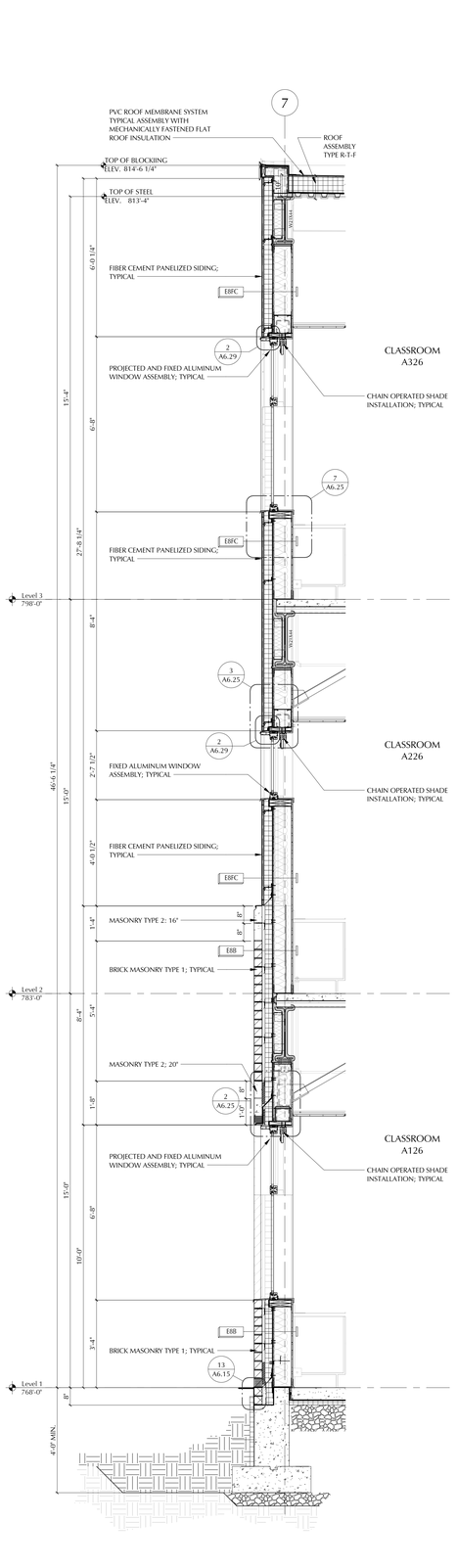

2 A6.1 Building A Wall Section at Classroom Windows
Scale: 1/2" = 1'-0"

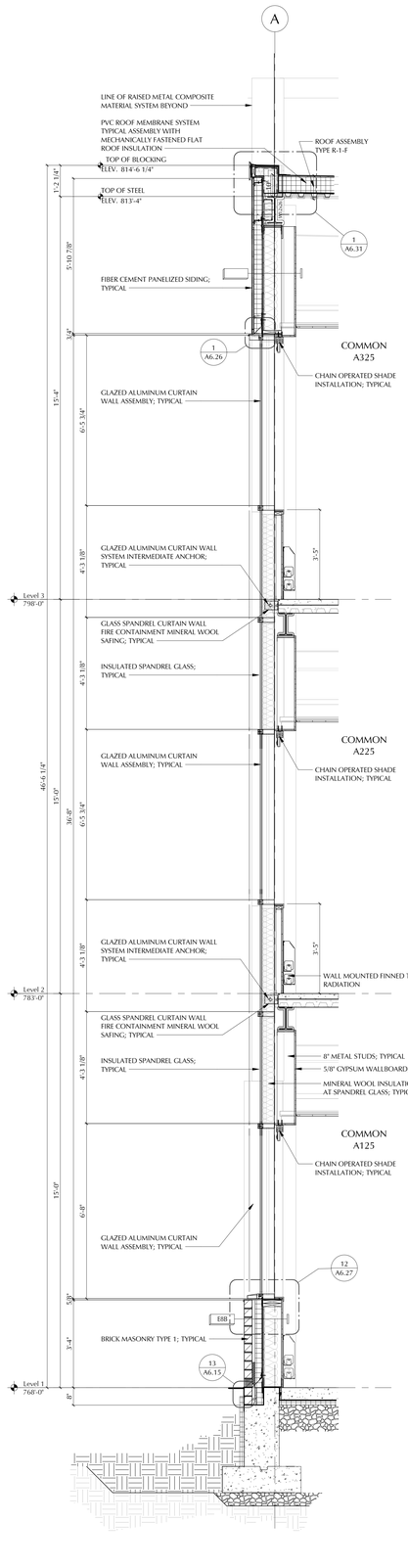

3 A6.1 Building A Wall Section at Common Curtain Wall
Scale: 1/2" = 1'-0"

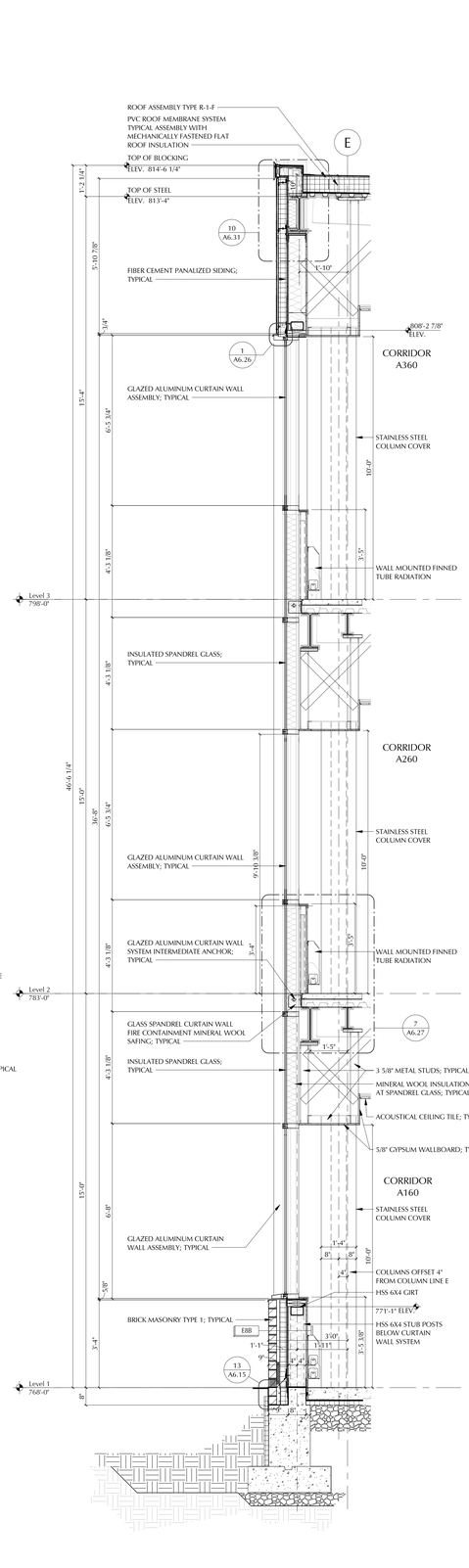

4 A6.1 Building A Wall Section at Curtain Wall - Corridor
Scale: 1/2" = 1'-0"

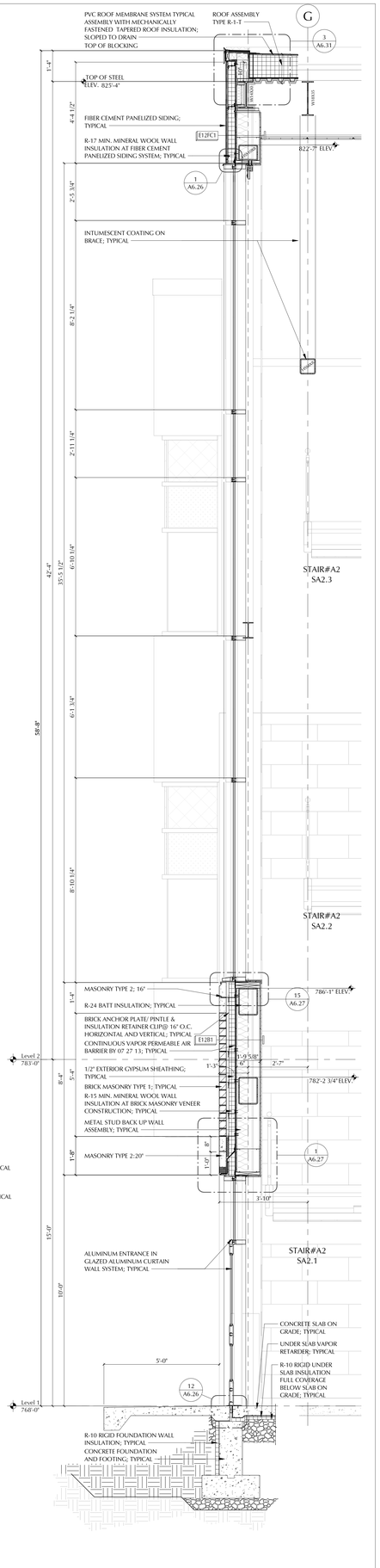

5 A6.1 Building A Stair #A2
Scale: 1/2" = 1'-0"

LAMOUREUX PAGANO ASSOCIATES, ARCHITECTS
108 GROVE STREET, SUITE 300
WORCESTER, MASSACHUSETTS 01605

MEMBER OF THE AMERICAN INSTITUTE OF ARCHITECTS

CONSULTANT

OWNER

Worcester Public Schools

Worcester, MA

Project North

PROJECT

FINAL BID PACKAGE

South High Community School

170 Apricot Street, Worcester, MA 01603

TITLE

Wall Sections

Key Plan

BUILDING A
BUILDING B
A
B1
B2
AB

REVISIONS

No.	Description	Date

FILE:

DWN. BY: Author | JOB NO: #1611

CKD. BY: Checker | SCALE: 1/2" = 1'-0"

DATE: January 31, 2019

A6.1

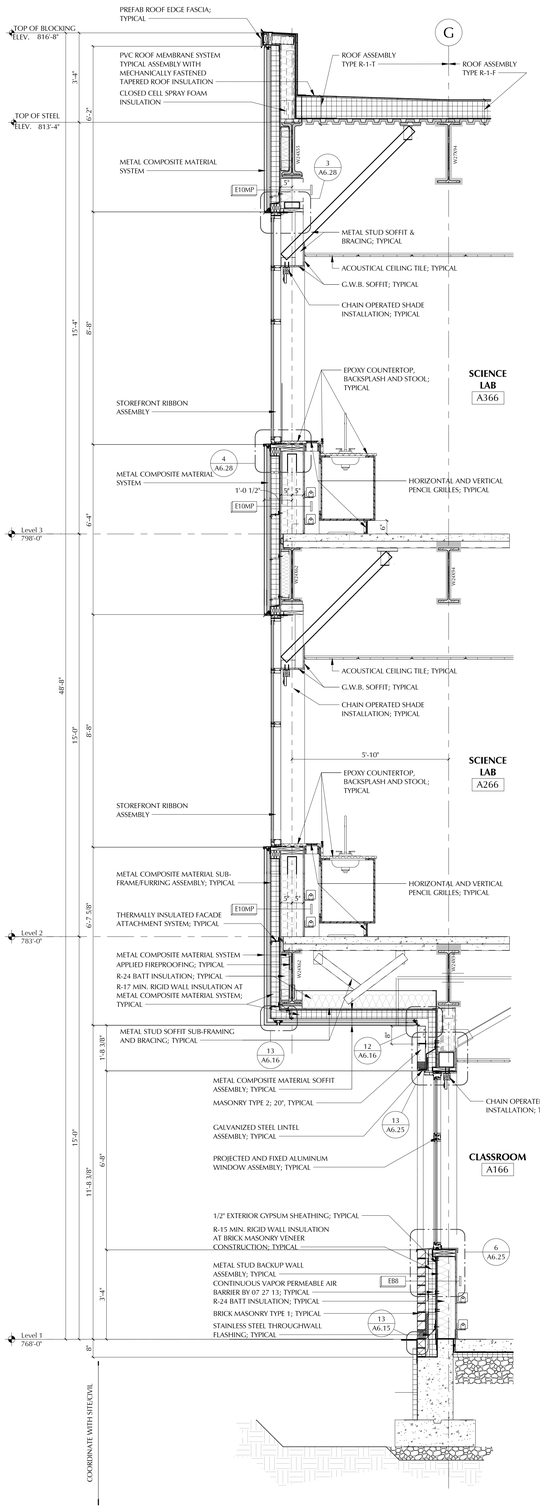

1 A6.2 Building A Wall Section at Classrooms West
Scale: 1/2" = 1'-0"

2 A6.2 Building AB Wall Section at Receiving Dock
Scale: 1/2" = 1'-0"

3 A6.2 Building AB Wall Section at Media Center
Scale: 1/2" = 1'-0"

5 A6.2 Building AB Media Center Upper Curtain Wall at Roof
Scale: 1/2" = 1'-0"

4 A6.2 Building AB Wall Section through Culinary Arts and Office
Scale: 1/2" = 1'-0"

LAMOUREUX PAGANO ASSOCIATES, ARCHITECTS
108 GROVE STREET, SUITE 300
WORCESTER, MASSACHUSETTS 01605

MEMBER OF THE AMERICAN INSTITUTE OF ARCHITECTS

CONSULTANT

OWNER

Worcester Public Schools

Worcester, MA

Project North

PROJECT

FINAL BID PACKAGE

South High Community School

170 Apricot Street, Worcester, MA 01603

TITLE

Wall Sections

Key Plan

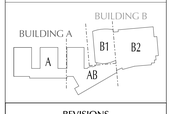

REVISIONS

No.	Description	Date
1	Revision 1	Date 1

FILE:

DWN. BY: Author | JOB NO: #1611

CKD. BY: Checker | SCALE: 1/2" = 1'-0"

DATE: January 31, 2019

A6.2

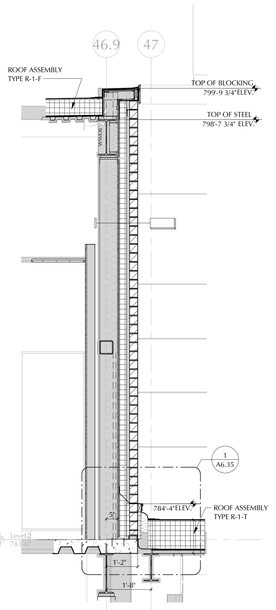

1 A6.3 Building AB Section at Col. Line 47
Scale: 1/2" = 1'-0"

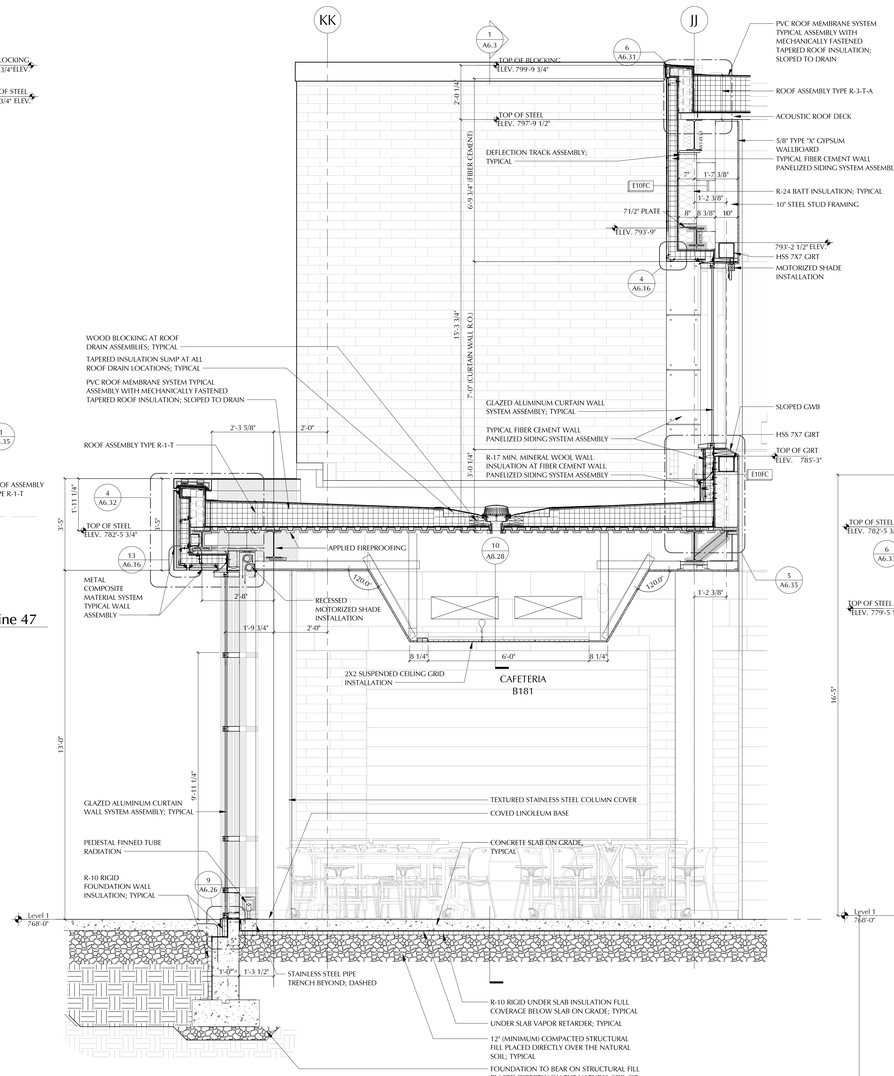

2 A6.3 Building AB Wall Section at Cafeteria
Scale: 1/2" = 1'-0"

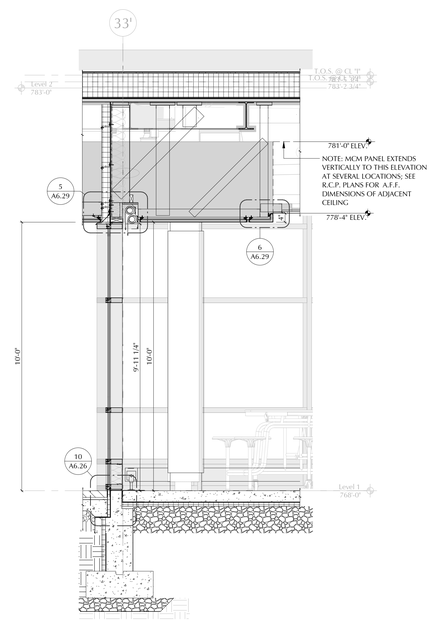

4 A6.3 Building AB Wall Section at Col. Line 33
Scale: 1/2" = 1'-0"

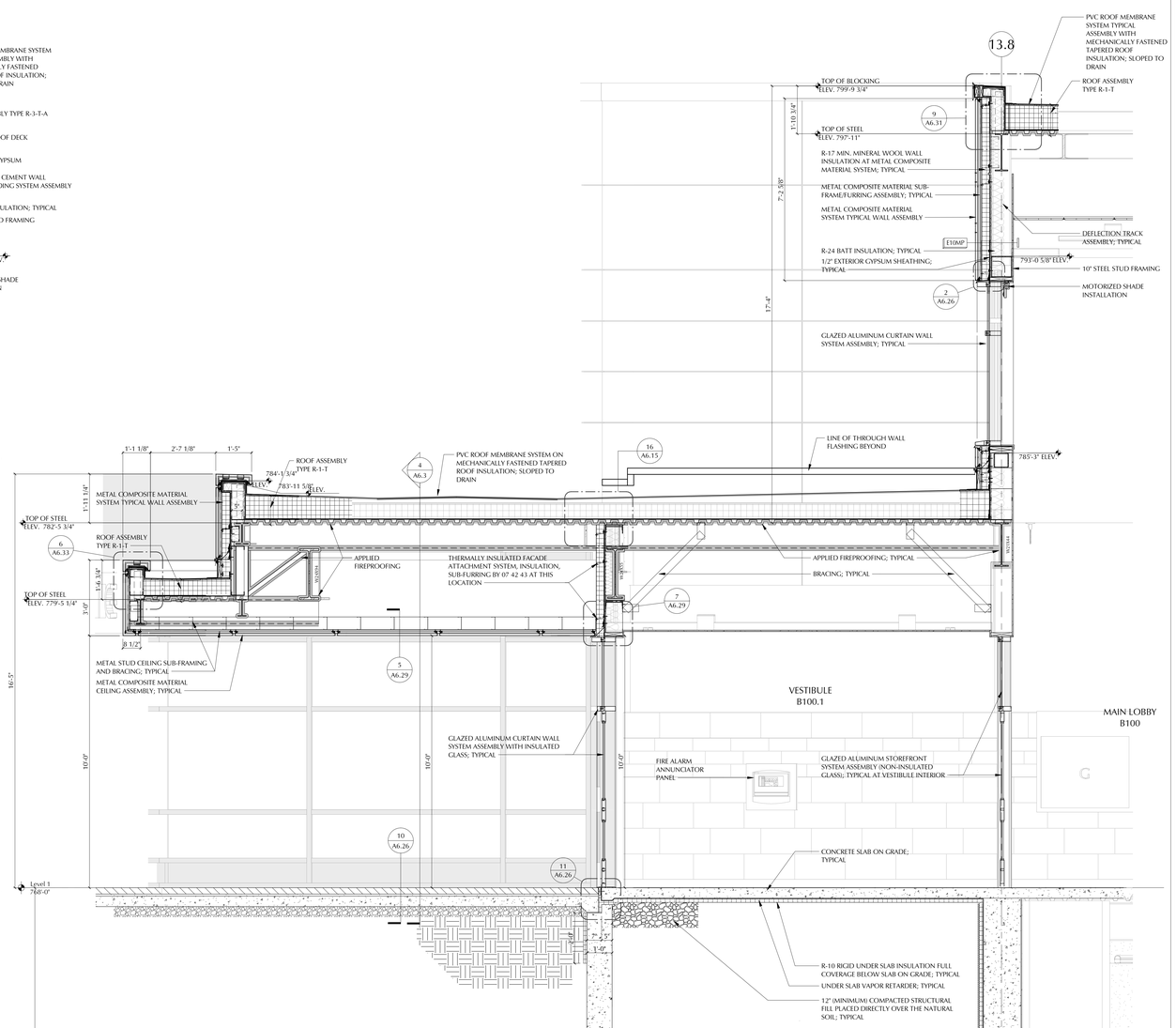

3 A6.3 Building AB Wall Section at Office Entrance
Scale: 1/2" = 1'-0"

LAMOUREUX PAGANO ASSOCIATES, ARCHITECTS
108 GROVE STREET, SUITE 300
WORCESTER, MASSACHUSETTS 01605
MEMBER OF THE AMERICAN INSTITUTE OF ARCHITECTS
CONSULTANT

OWNER

Worcester Public Schools

Worcester, MA

Project North

PROJECT

FINAL BID PACKAGE

South High Community School

170 Apricot Street, Worcester, MA 01603

TITLE

Wall Sections

Key Plan



REVISIONS

No.	Description	Date

FILE:

DWN. BY: Author	JOB NO: #1611
CKD. BY: Checker	SCALE: 1/2" = 1'-0"
DATE: January 31, 2019	

A6.3

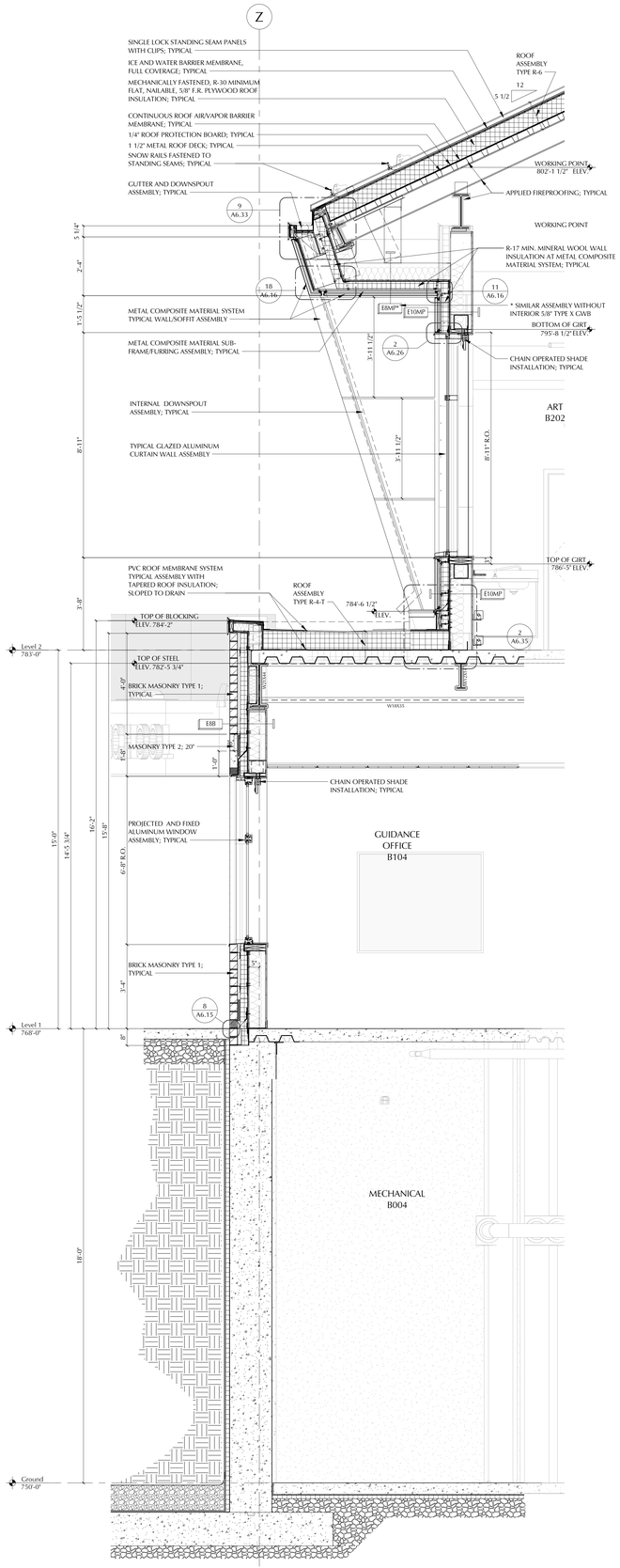

1 A6.4 Building B2 Wall Section at Art, Admin, Mechanical
Scale: 1/2" = 1'-0"

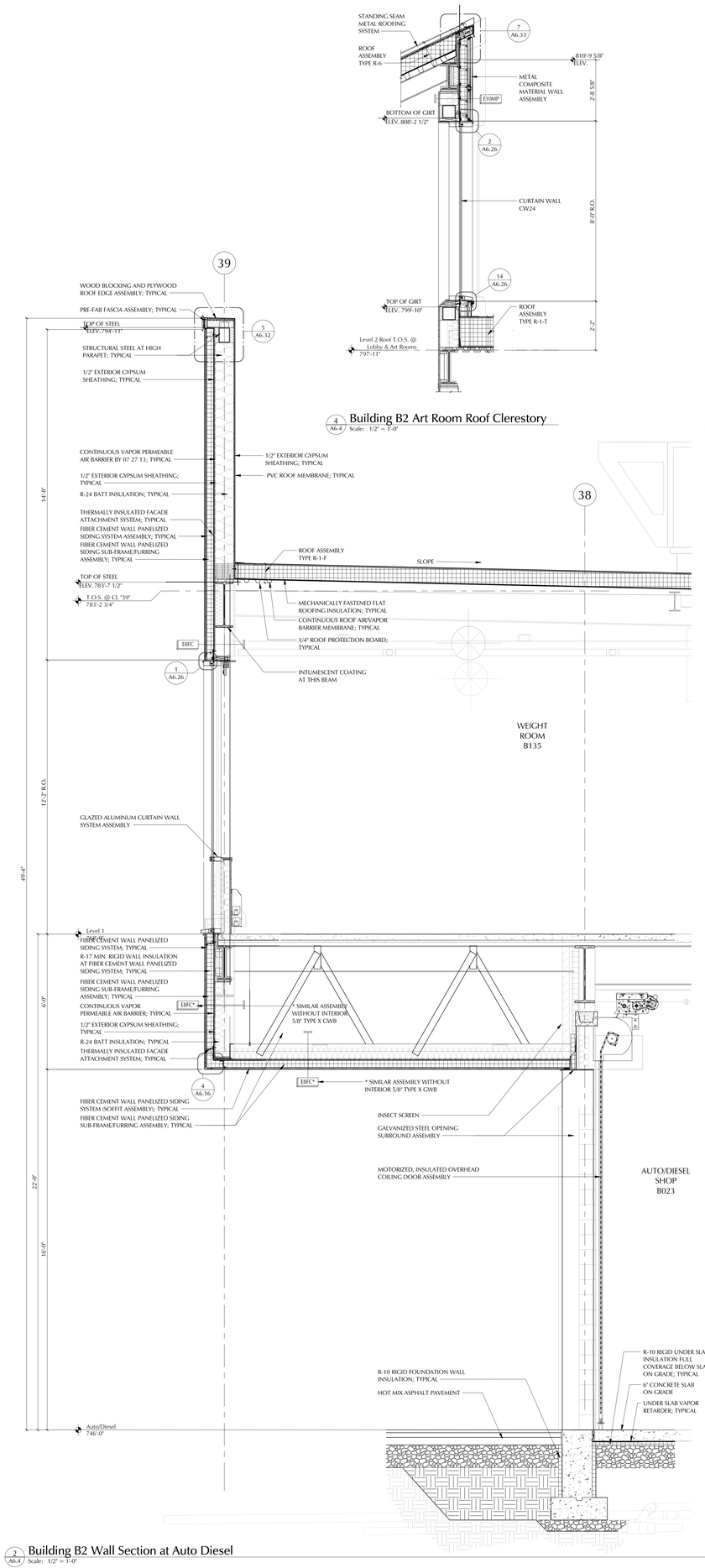

2 A6.4 Building B2 Wall Section at Auto Diesel
Scale: 1/2" = 1'-0"

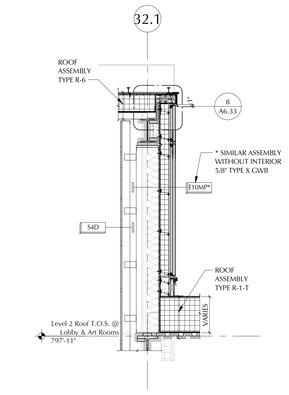

5 A6.4 Building B2 Art Room Side Wall at Roof
Scale: 1/2" = 1'-0"

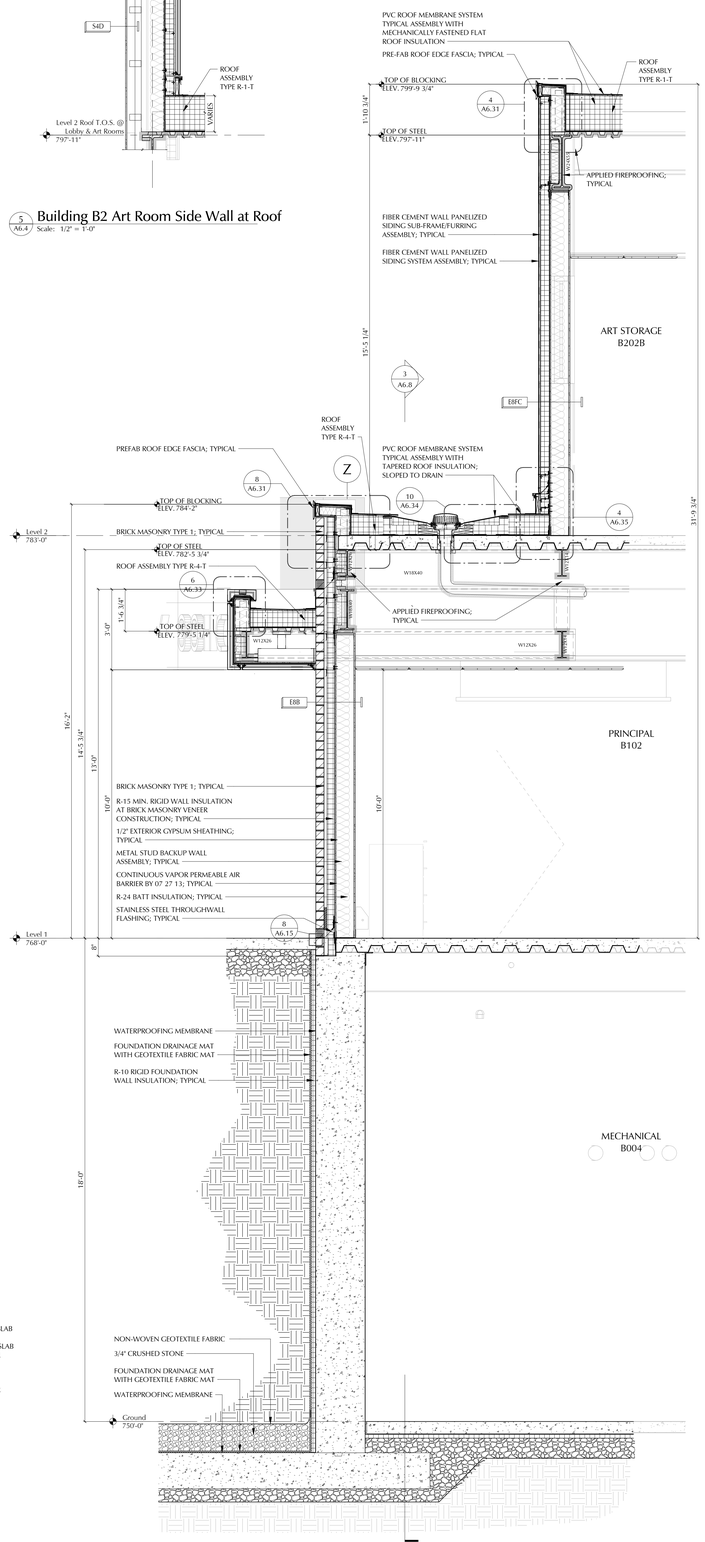

3 A6.4 Building B2 Wall Section through Mechanical, Admin. & Art
Scale: 1/2" = 1'-0"

LAMOUREUX PAGANO ASSOCIATES, ARCHITECTS
108 GROVE STREET, SUITE 300
WORCESTER, MASSACHUSETTS 01605

MEMBER OF THE AMERICAN INSTITUTE OF ARCHITECTS

CONSULTANT

OWNER

Worcester Public Schools

Worcester, MA

Project North

PROJECT

FINAL BID PACKAGE

South High Community School

170 Apricot Street, Worcester, MA 01603

TITLE

Wall Sections

Key Plan

BUILDING A
BUILDING B
A
AB
B1
B2

REVISIONS

No.	Description	Date

FILE:

DWN. BY: Author | JOB NO: #1611

CKD. BY: Checker | SCALE: 1/2" = 1'-0"

DATE: January 31, 2019

A6.4

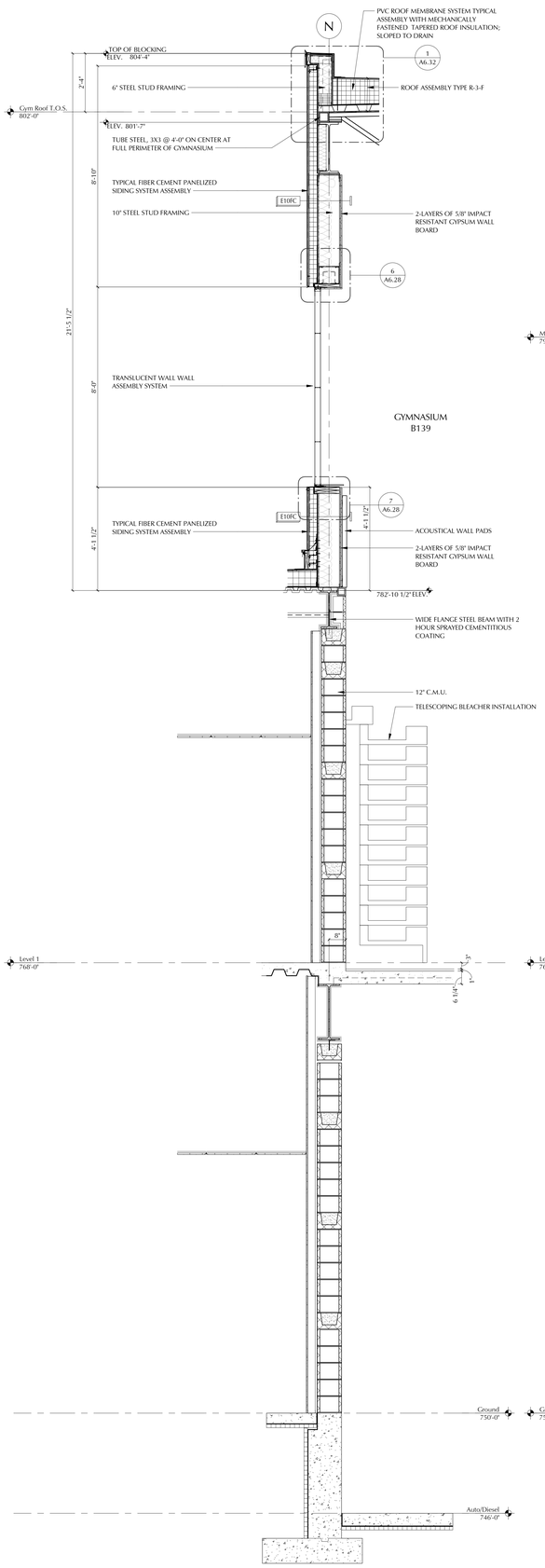

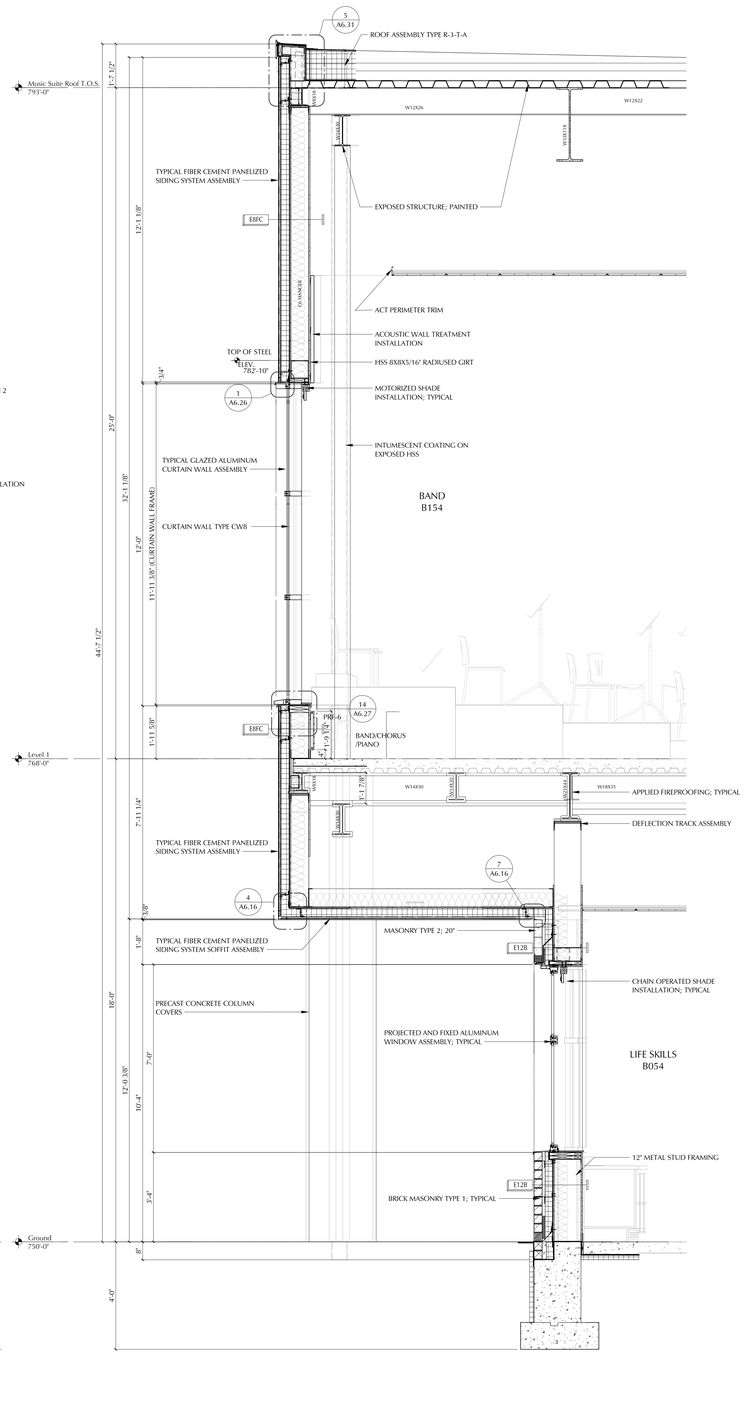

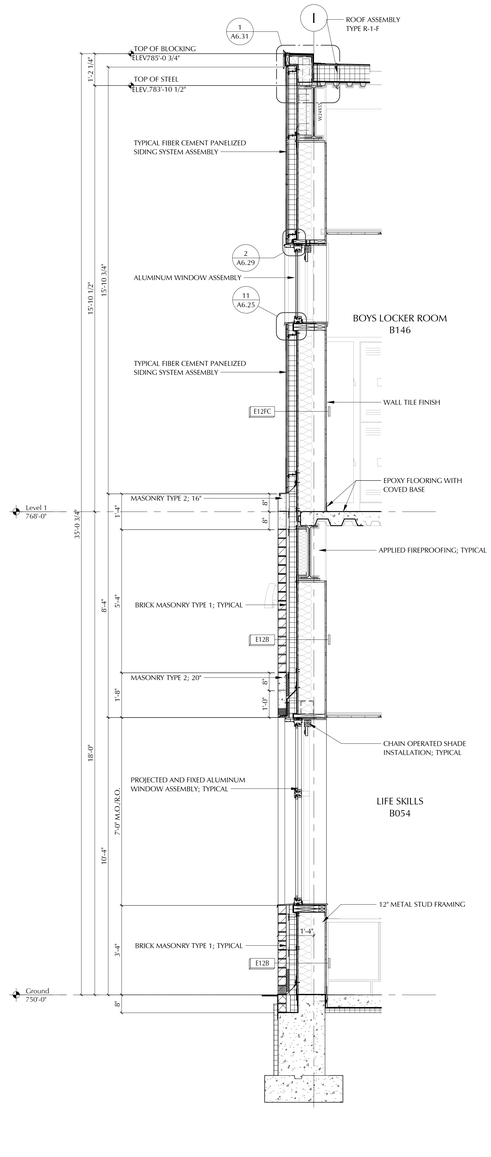

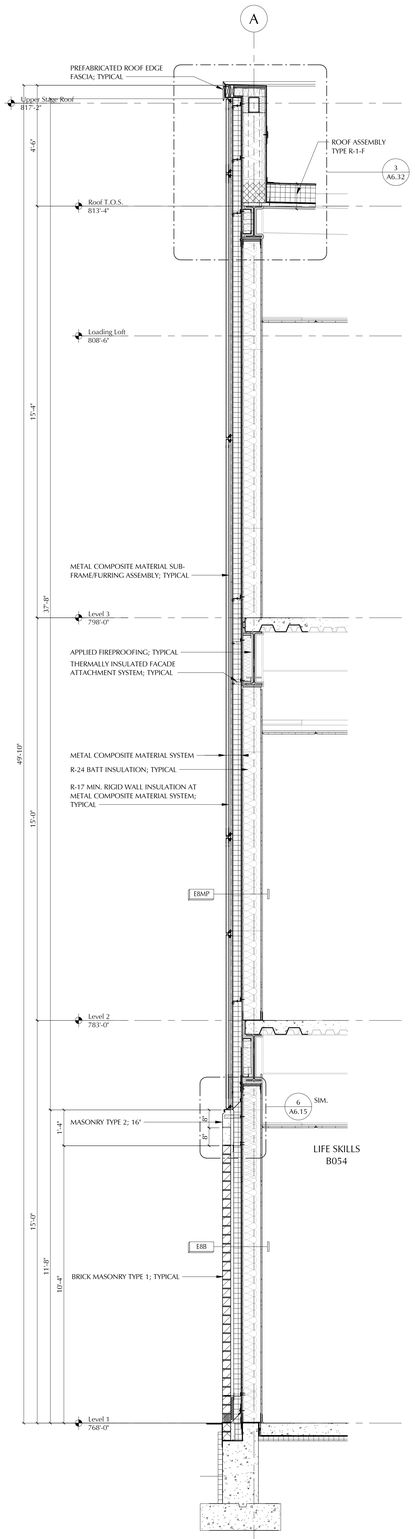

1 A6.5 Building B2 Wall Section at Gymnasium Upper Windows
Scale: 1/2" = 1'-0"

2 A6.5 Building B1 Wall Section at Music
Scale: 1/2" = 1'-0"

3 A6.5 Building B2 Wall Section at Boys Locker Room
Scale: 1/2" = 1'-0"

4 A6.5 Building A Wall Section at Common
Scale: 1/2" = 1'-0"

LAMOUREUX PAGANO ASSOCIATES, ARCHITECTS
108 GROVE STREET, SUITE 300
WORCESTER, MASSACHUSETTS 01605

MEMBER OF THE AMERICAN INSTITUTE OF ARCHITECTS

CONSULTANT

OWNER

Worcester Public Schools

Worcester, MA

Project North

PROJECT

FINAL BID PACKAGE

South High Community School

170 Apricot Street, Worcester, MA 01603

TITLE

Wall Sections

Key Plan

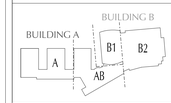

REVISIONS

No.	Description	Date

FILE:

DWN. BY: Author | JOB NO: #1611

CKD. BY: Checker | SCALE: 1/2" = 1'-0"

DATE: January 31, 2019

A6.5

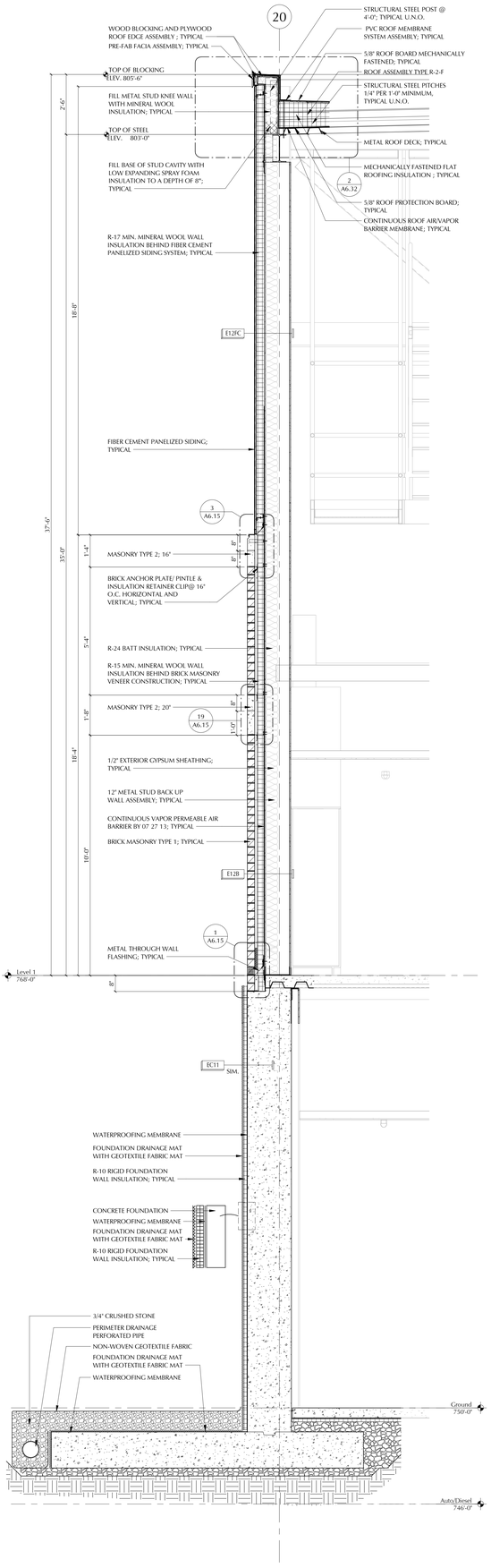

1 A6.6 Building B1 Wall Section at Column Line 20
Scale: 1/2" = 1'-0"

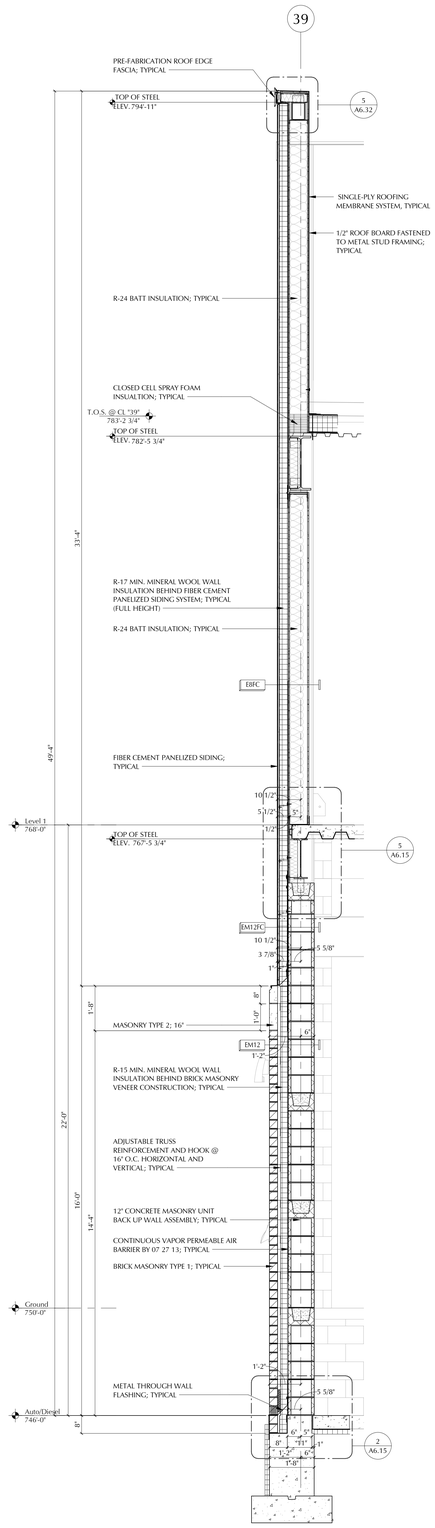

2 A6.6 Building B2 Wall Section at Outdoor Storage/P.E. Storage
Scale: 1/2" = 1'-0"

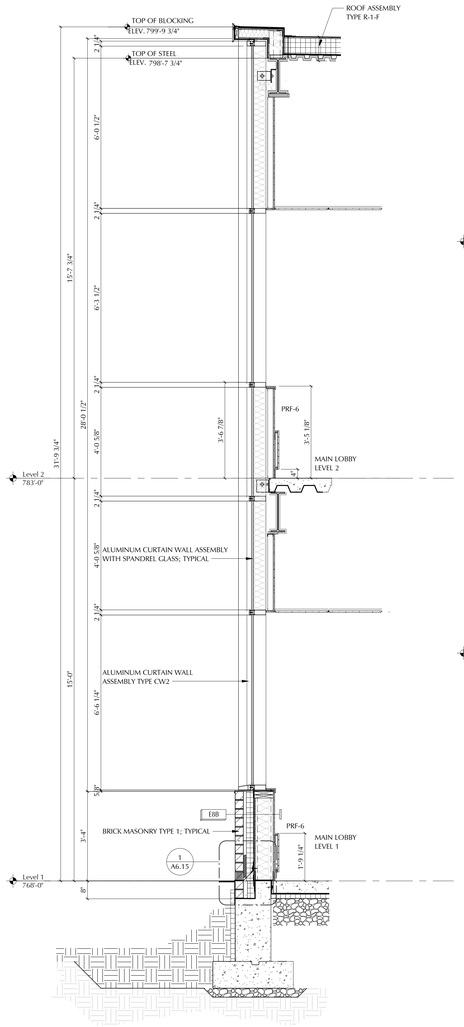

3 A6.6 Building AB Wall Section Through Curtain Wall
Scale: 1/2" = 1'-0"

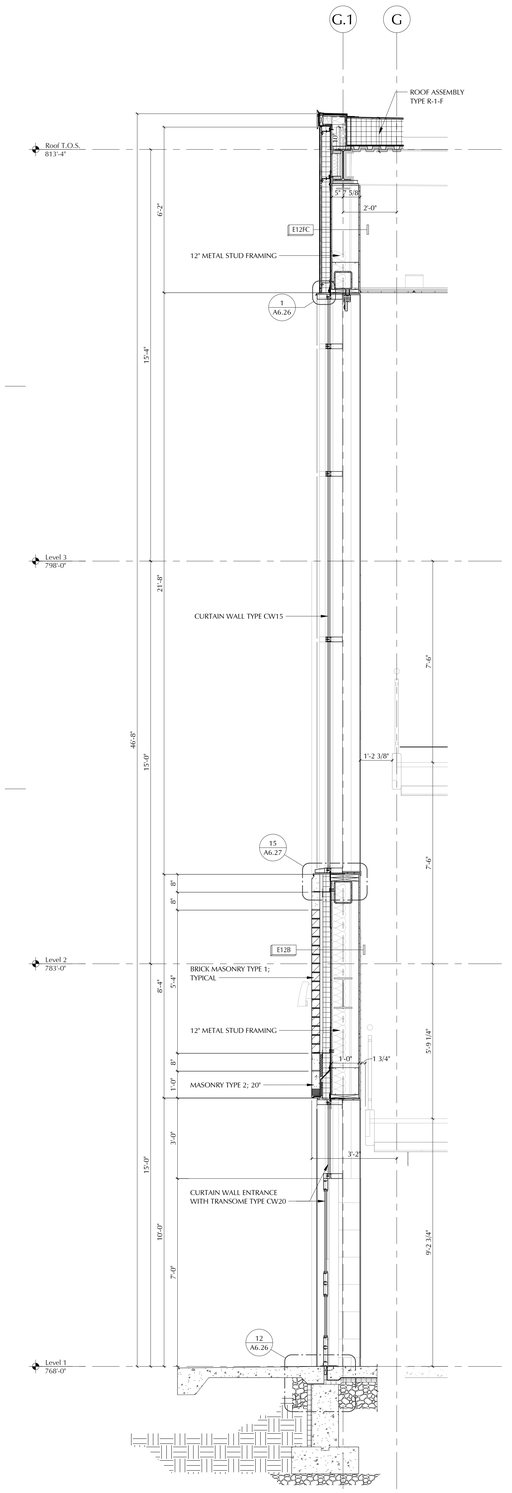

4 A6.6 Building A Wall Section at Stair #A3
Scale: 1/2" = 1'-0"

LAMOUREUX PAGANO ASSOCIATES, ARCHITECTS
108 GROVE STREET, SUITE 300
WORCESTER, MASSACHUSETTS 01605

MEMBER OF
THE AMERICAN INSTITUTE OF ARCHITECTS

CONSULTANT

OWNER

Worcester Public Schools

Worcester, MA

Project North

PROJECT

FINAL BID PACKAGE

South High Community School

170 Apricot Street, Worcester, MA 01603

TITLE

Wall Sections

Key Plan

BUILDING A
BUILDING B
A
AB
B1
B2

REVISIONS

No.	Description	Date

FILE:

DWN. BY: Author	JOB NO: #1611
CKD. BY: Checker	SCALE: 1/2" = 1'-0"
DATE: January 31, 2019	

A6.6

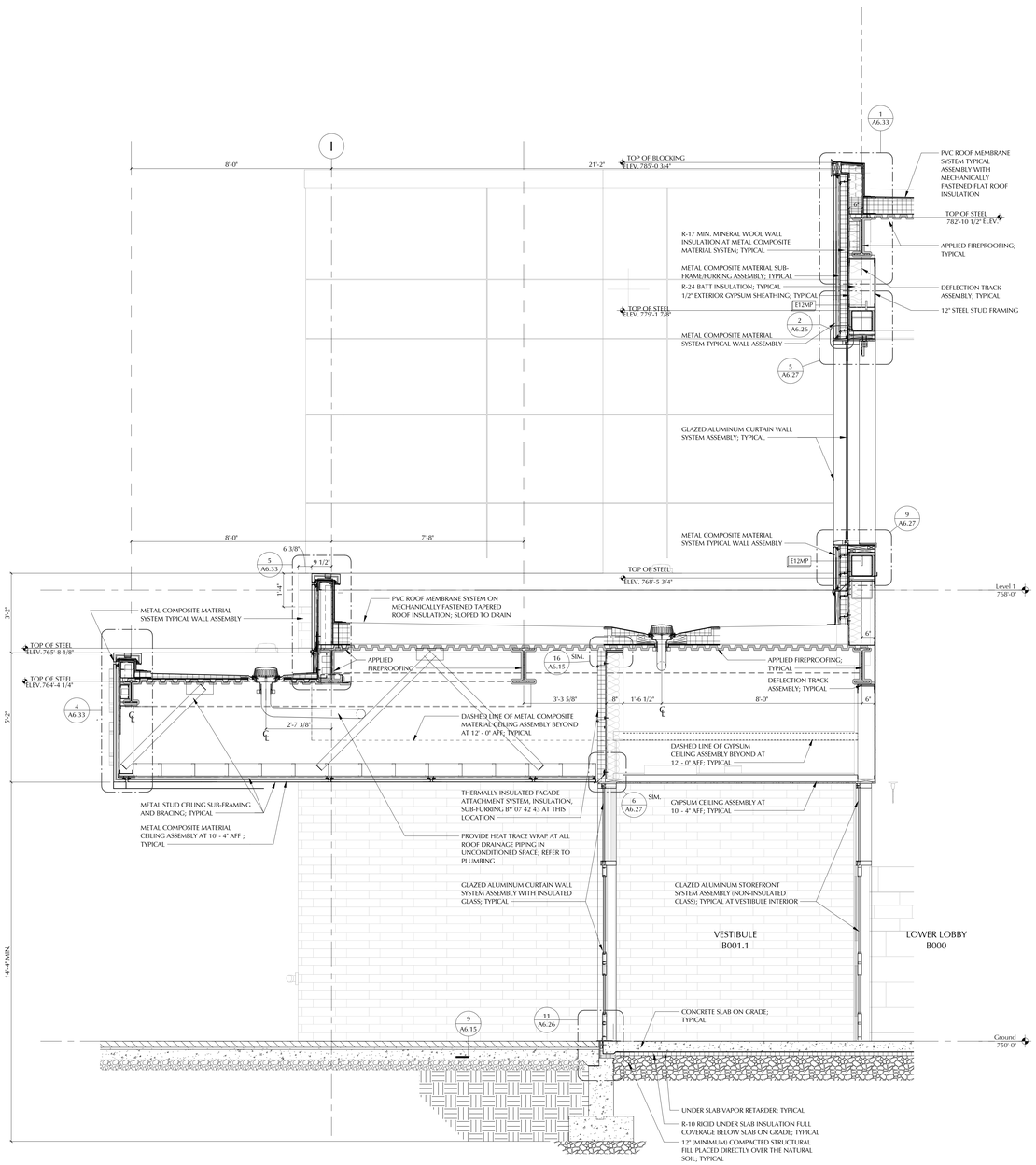

1 A6.7 Building B2 Section at Lower Lobby/Vestibule Entry
Scale: 1/2" = 1'-0"

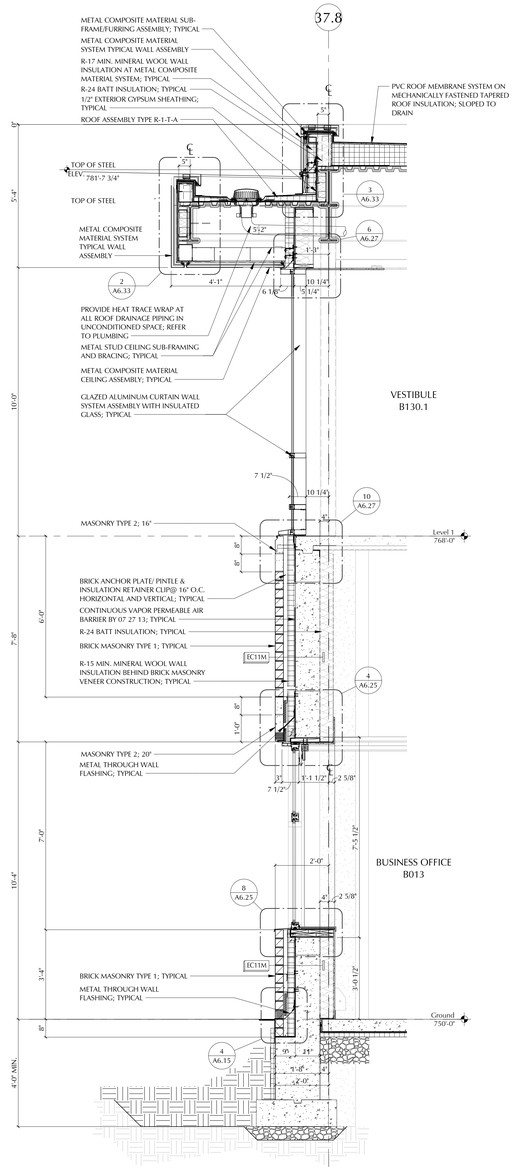

2 A6.7 Building B2 Section at Business Office/Vestibule
Scale: 1/2" = 1'-0"

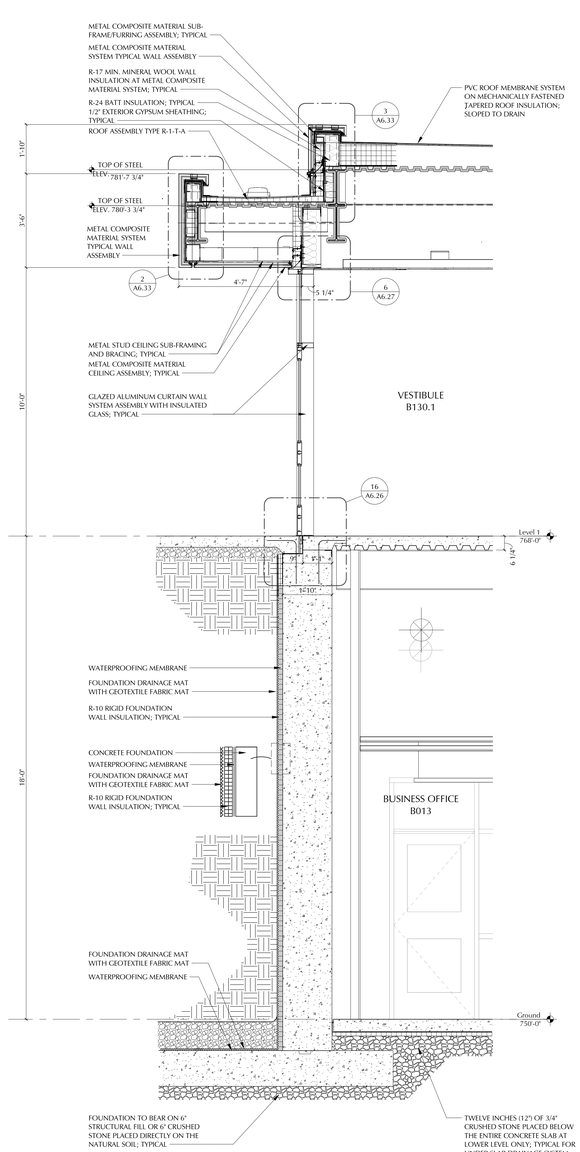

3 A6.7 Building B2 Section at Business Office/Vestibule Entry
Scale: 1/2" = 1'-0"

LAMOUREUX PAGANO ASSOCIATES, ARCHITECTS
108 GROVE STREET, SUITE 300
WORCESTER, MASSACHUSETTS 01605

MEMBER OF
THE AMERICAN INSTITUTE OF ARCHITECTS

CONSULTANT

OWNER

Worcester Public Schools

Worcester, MA

Project North

PROJECT

FINAL BID PACKAGE

South High Community School

170 Apricot Street, Worcester, MA 01603

TITLE

Wall Sections

Key Plan

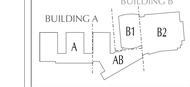

REVISIONS

No.	Description	Date

FILE:

DWN. BY: Author | JOB NO: #1611

CKD. BY: Checker | SCALE: 1/2" = 1'-0"

DATE: January 31, 2019

A6.7

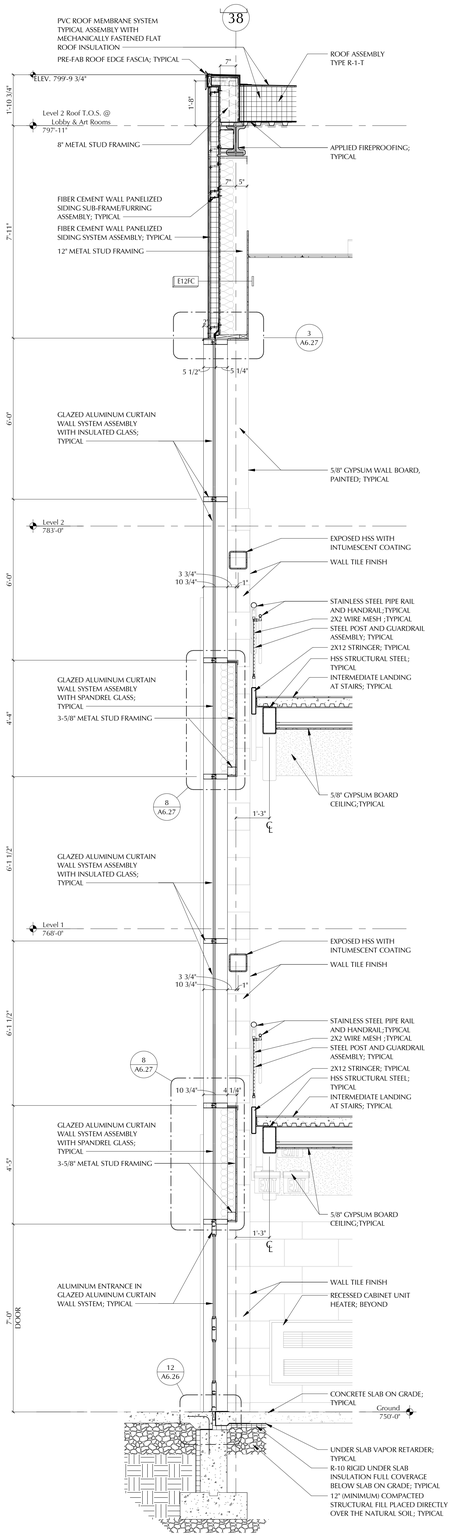

1 A6.8 Building B2 Wall Section at Stair #B3
Scale: 1/2" = 1'-0"

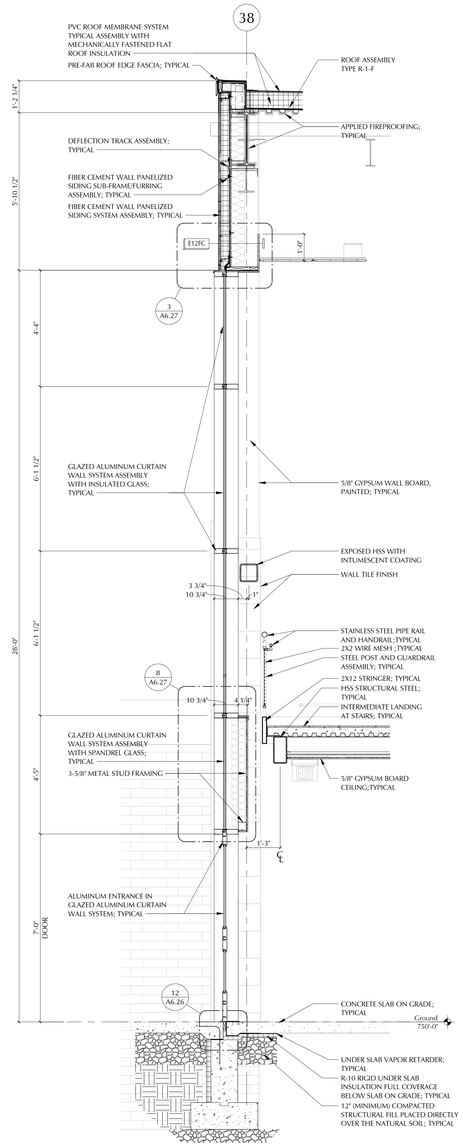

2 A6.8 Building B2 Wall Section at Stair #B4
Scale: 1/2" = 1'-0"

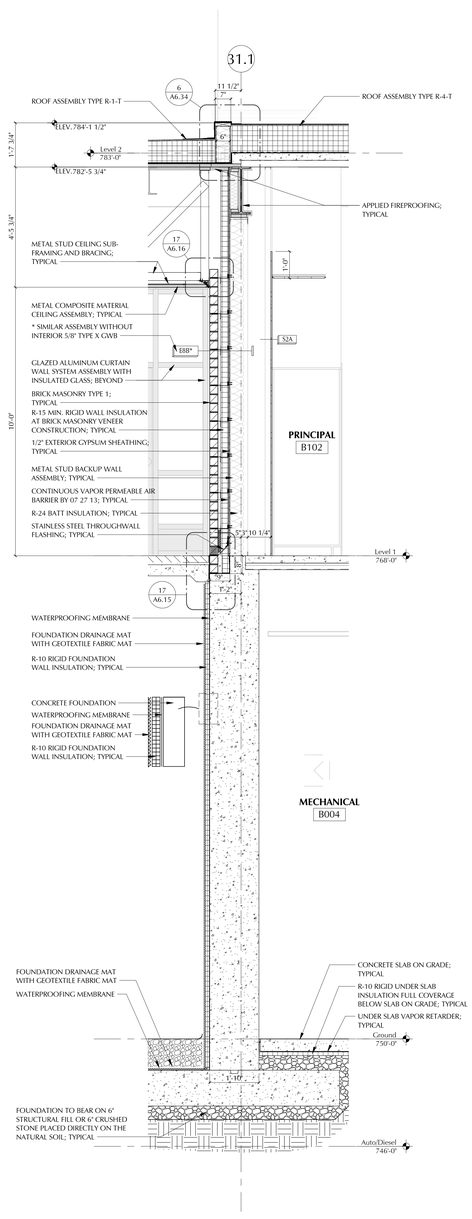

3 A6.8 Building B2 Wall Section at Column Line 31.1
Scale: 1/2" = 1'-0"

LAMOUREUX PAGANO ASSOCIATES. ARCHITECTS
108 GROVE STREET, SUITE 300
WORCESTER, MASSACHUSETTS 01605

MEMBER OF
THE AMERICAN INSTITUTE OF ARCHITECTS

CONSULTANT

OWNER

Worcester Public Schools

Worcester, MA

Project North

PROJECT

FINAL BID PACKAGE

South High Community School

170 Apricot Street, Worcester, MA 01603

TITLE

Wall Sections

Key Plan

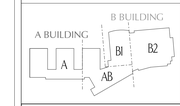

REVISIONS

No.	Description	Date

FILE:

DWN. BY: Author | JOB NO: #1611

CKD. BY: Checker | SCALE: 1/2" = 1'-0"

DATE: January 31, 2019

A6.8

LAMOUREUX PAGANO
ASSOCIATES, ARCHITECTS
108 GROVE STREET, SUITE 300
WORCESTER, MASSACHUSETTS 01605

MEMBER OF
THE AMERICAN INSTITUTE OF ARCHITECTS

CONSULTANT

OWNER

Worcester Public Schools

Worcester, MA

Project North

PROJECT

FINAL BID PACKAGE

South High Community School

170 Apricot Street, Worcester, MA 01603

TITLE

Mock-Up Wall

Key Plan

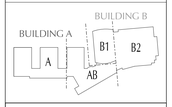

REVISIONS

No.	Description	Date

FILE:

DWN. BY: Author	JOB NO: #1611
CKD. BY: Checker	SCALE:

DATE: January 31, 2019

A6.11

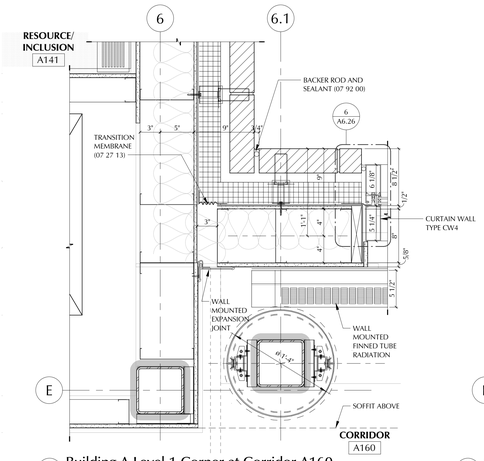

1 A6.12 Building A Level 1 Corner at Corridor A160
Scale: 1 1/2" = 1'-0"

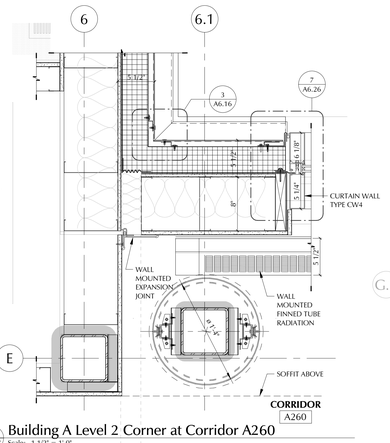

2 A6.12 Building A Level 2 Corner at Corridor A260
Scale: 1 1/2" = 1'-0"

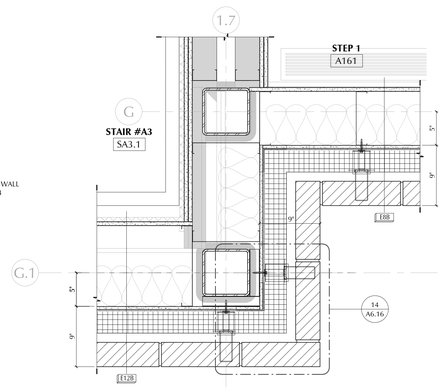

3 A6.12 Building A Level 1 Corner at Stair #A3 & Step 1
Scale: 1 1/2" = 1'-0"

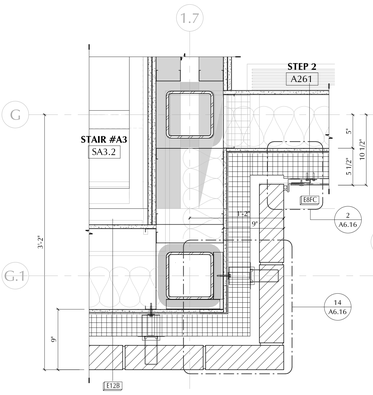

4 A6.12 Building A Level 2 Corner at Stair #A3 & Step 2
Scale: 1 1/2" = 1'-0"

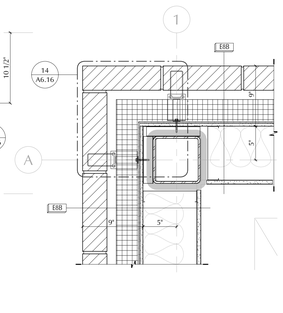

5 A6.12 Building A1 Level 1 Corner at Classroom
Scale: 1 1/2" = 1'-0"

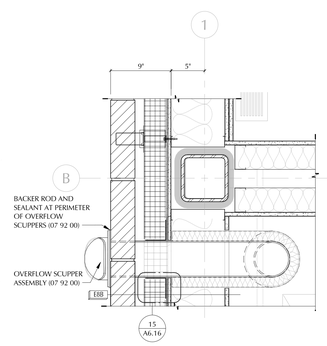

6 A6.12 Building A Level 1 at Overflow Drain Piping
Scale: 1 1/2" = 1'-0"

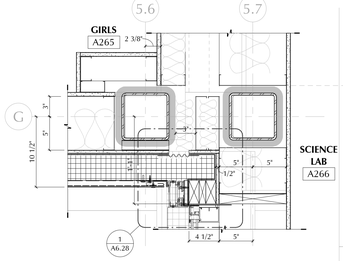

Building A Level 2 Corner at Science Lab & Girls Expansion Joint
7 A6.12 Scale: 1 1/2" = 1'-0"

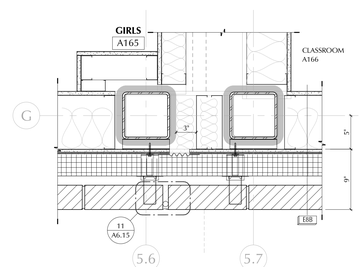

8 A6.12 Building A Level 1 Science Lab & Girls Expansion Joint
Scale: 1 1/2" = 1'-0"

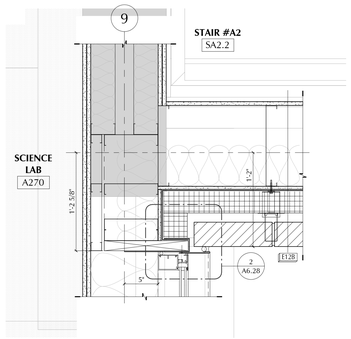

9 A6.12 Building A Level 2 Corner at Science Lab & Stair #A2
Scale: 1 1/2" = 1'-0"

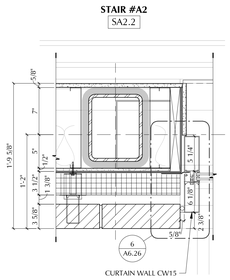

10 A6.12 Building A Level 2 at Stair #A2
Scale: 1 1/2" = 1'-0"

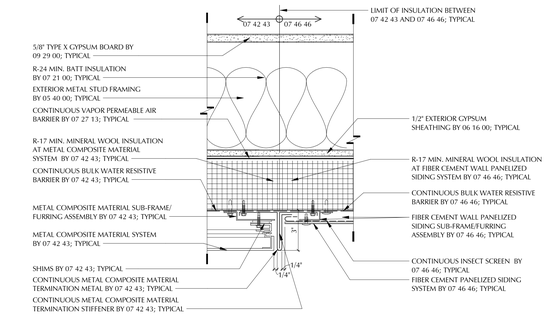

14 A6.12 Composite Metal Panel/Fiber Cement Siding Intersection
Scale: 3" = 1'-0"

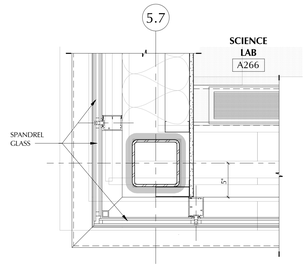

11 A6.12 Building A Level 2 Corner at Science Lab A266
Scale: 1 1/2" = 1'-0"

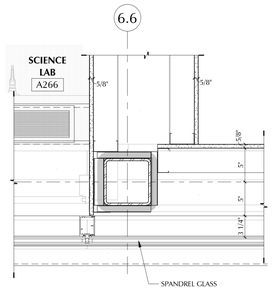

12 A6.12 Building A Level 2 Science Lab & Science Prep.
Scale: 1 1/2" = 1'-0"

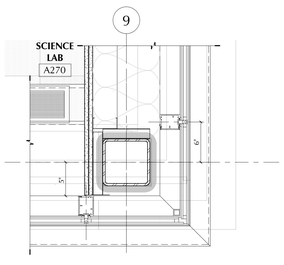

13 A6.12 Building A Level 2 Corner at Science Lab A270
Scale: 1 1/2" = 1'-0"

LAMOUREUX PAGANO ASSOCIATES, ARCHITECTS
108 GROVE STREET, SUITE 300
WORCESTER, MASSACHUSETTS 01605

MEMBER OF
THE AMERICAN INSTITUTE OF ARCHITECTS

CONSULTANT

OWNER

Worcester Public Schools

Worcester, MA

Project North

PROJECT

FINAL BID PACKAGE

South High Community School

170 Apricot Street, Worcester, MA 01603

TITLE

Exterior Plan Details Building A

Key Plan

BUILDING A
BUILDING B
A
AB
B1
B2

REVISIONS

No.	Description	Date

FILE:

DWN. BY: Author
JOB NO: #1611
CKD. BY: Checker
SCALE: As indicated
DATE: January 31, 2019

A6.12

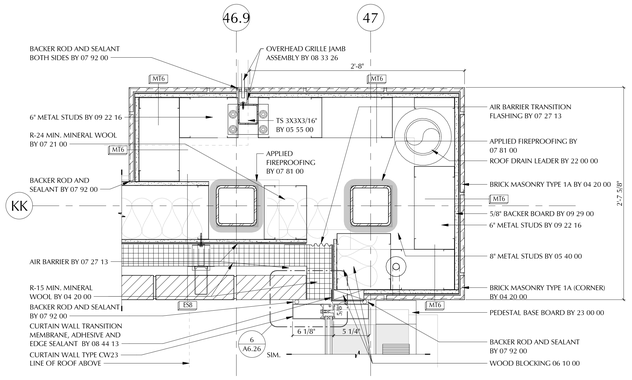

1 A6.13 Building AB Level 1 Cafeteria Masonry Wall
Scale: 1 1/2" = 1'-0"

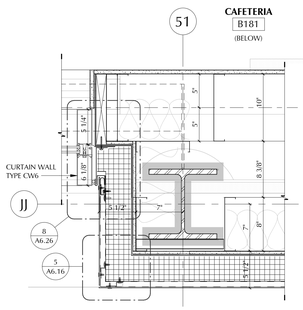

2 A6.13 Building AB LeveL 2 Cafeteria Upper Curtain Wall Jamb
Scale: 1 1/2" = 1'-0"

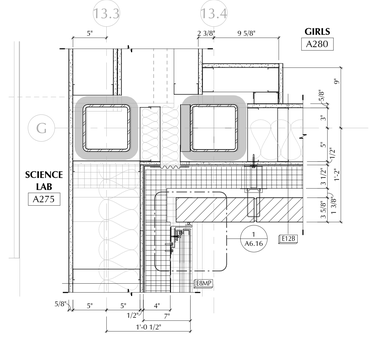

3 A6.13 Building AB Level 2 Corner at MCM to Masonry Wall at Expansion Joint
Scale: 1 1/2" = 1'-0"

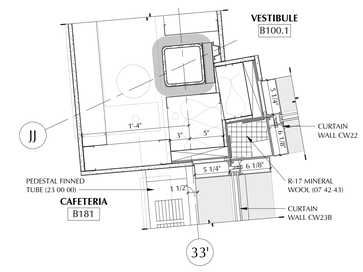

4 A6.13 Building AB Curtain Wall Jambs at Intersection
Scale: 1 1/2" = 1'-0"

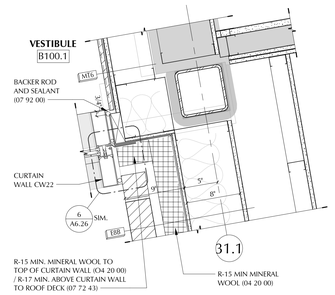

5 A6.13 Building AB Curtain Wall Jamb at CW22
Scale: 1 1/2" = 1'-0"

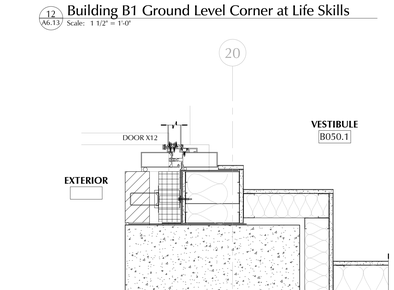

6 A6.13 Building AB Media Center Curtain Wall Jamb
Scale: 1 1/2" = 1'-0"

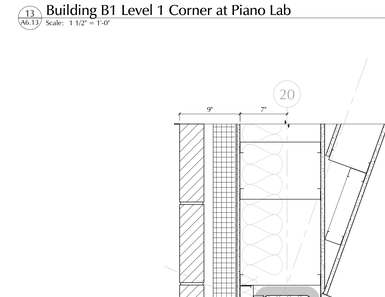

7 A6.13 Building AB Level 2 Media Center Curtain Wall Corner
Scale: 1 1/2" = 1'-0"



8 A6.13 Building AB Level 2 Media Center Curtain Wall Jamb at Column 44
Scale: 1 1/2" = 1'-0"

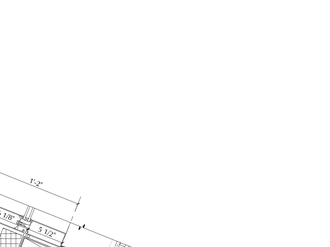

9 A6.13 Building AB Level 2 Media Center Upper Curtain Wall Mullion
Scale: 1 1/2" = 1'-0"



10 A6.13 Building AB Curtain Wall CW2 Jamb at Column Line E
Scale: 1 1/2" = 1'-0"

11 A6.13 Building AB Curtain Wall CW2 Jamb
Scale: 1 1/2" = 1'-0"

12 A6.13 Building B1 Ground Level Corner at Life Skills
Scale: 1 1/2" = 1'-0"

13 A6.13 Building B1 Level 1 Corner at Piano Lab
Scale: 1 1/2" = 1'-0"

14 A6.13 Building B1 Level 1 Wall Between Piano Lab and Band
Scale: 1 1/2" = 1'-0"

15 A6.13 Building B1 Ground Level Exterior Precast Column Cover
Scale: 1 1/2" = 1'-0"

16 A6.13 Building B1 Corner at Chorus to Main Lobby Below
Scale: 1 1/2" = 1'-0"

17 A6.13 Building B1 Ground Level Jamb Detail
Scale: 1 1/2" = 1'-0"

18 A6.13 Building B1 Level 1 Corner at Mech B178.1
Scale: 1 1/2" = 1'-0"

19 A6.13 Building B1 Curtain Wall CW 2A Right Jamb
Scale: 1 1/2" = 1'-0"

20 A6.13 Building B1 Level 1 Corner at Main Lobby
Scale: 1 1/2" = 1'-0"

LAMOUREUX PAGANO ASSOCIATES, ARCHITECTS
108 GROVE STREET, SUITE 300
WORCESTER, MASSACHUSETTS 01605
MEMBER OF THE AMERICAN INSTITUTE OF ARCHITECTS
CONSULTANT

OWNER

Worcester Public Schools

Worcester, MA

Project North

PROJECT

FINAL BID PACKAGE

South High Community School

170 Apricot Street, Worcester, MA 01603

TITLE

Exterior Plan Details Building AB & Building B1

Key Plan

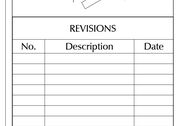

REVISIONS

No.	Description	Date

FILE:

DWN. BY: Author | JOB NO: #1611

CKD. BY: Checker | SCALE: 1 1/2" = 1'-0"

DATE: January 31, 2019

A6.13

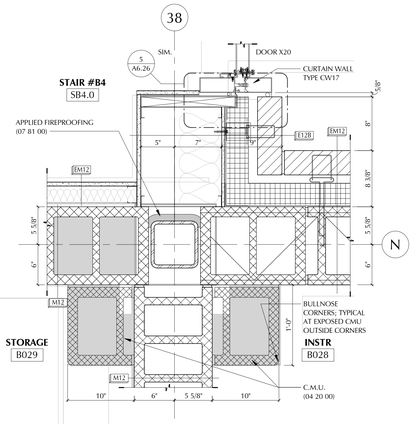

1 A6.14 Building B2 Ground Level Corner at Stair #B4
Scale: 1 1/2" = 1'-0"

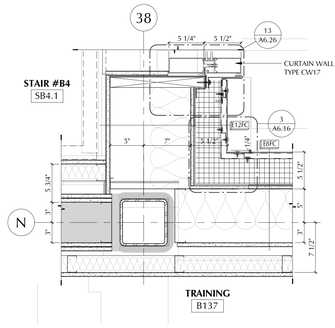

2 A6.14 Building B2 Level 1 Corner at Stair #B4
Scale: 1 1/2" = 1'-0"

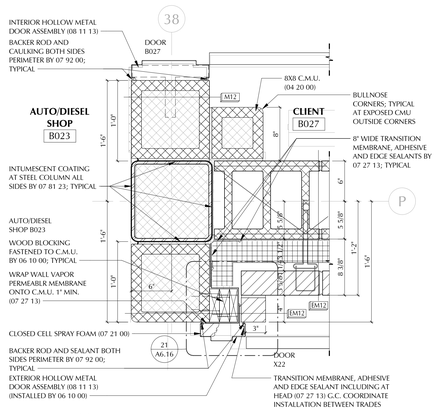

3 A6.14 Building B2 Ground Level Corner at Door X22
Scale: 1 1/2" = 1'-0"

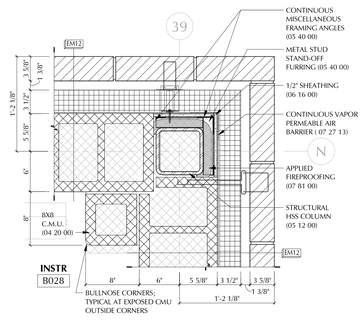

4 A6.14 Building B2 Ground Level Corner at Instr B028
Scale: 1 1/2" = 1'-0"

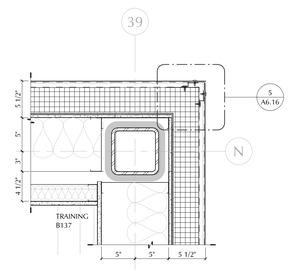

5 A6.14 Building B2 Level 1 Corner at Training
Scale: 1 1/2" = 1'-0"

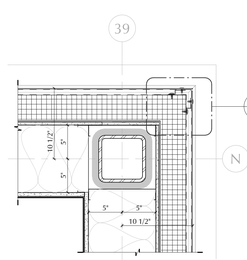

6 A6.14 Building B2 Roof Level Corner
Scale: 1 1/2" = 1'-0"

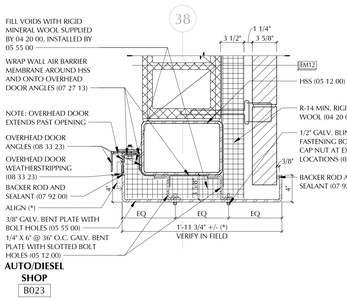

7 A6.14 Building B2 Ground Level Auto/Diesel Overhead Door Jamb
Scale: 1 1/2" = 1'-0"

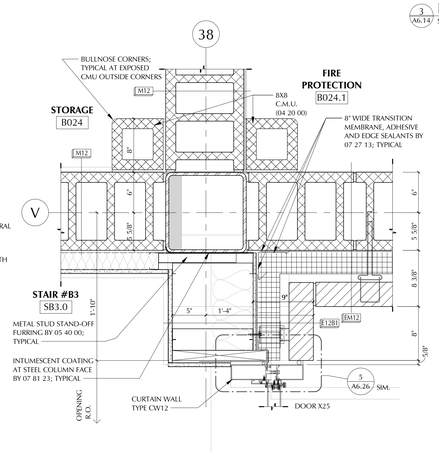

8 A6.14 Building B2 Ground Level Corner at Stair #B3
Scale: 1 1/2" = 1'-0"

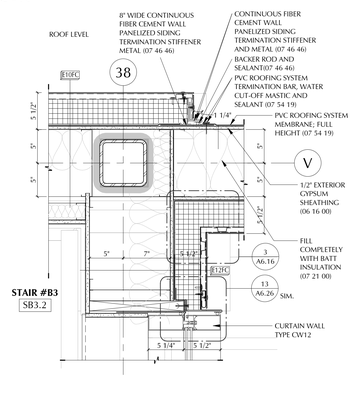

9 A6.14 Building B2 Level 1 Corner at Stair #B3
Scale: 1 1/2" = 1'-0"

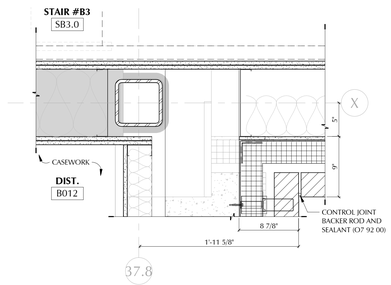

10 A6.14 Building B2 Ground Level Corner at Stair B #3 & Dist
Scale: 1 1/2" = 1'-0"

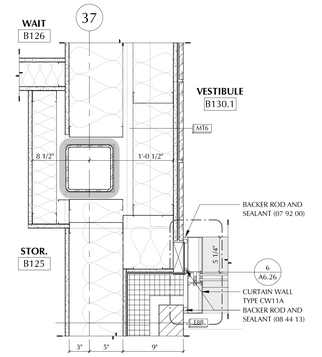

11 A6.14 Building B2 Level 1 at Vestibule B130.1
Scale: 1 1/2" = 1'-0"

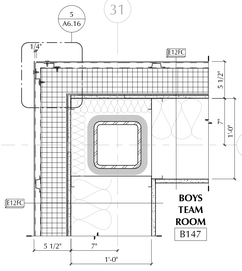

12 A6.14 Building B2 Level 1 Corner at Boys Team Room
Scale: 1 1/2" = 1'-0"

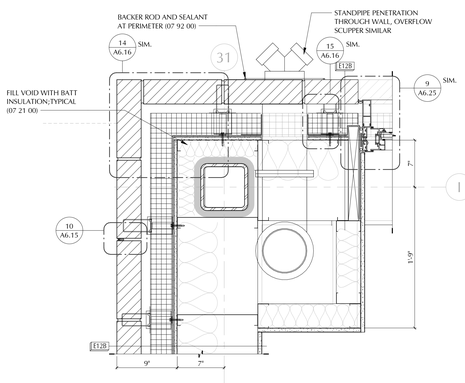

13 A6.14 Building B2 Ground Level Corner at Sped Coord
Scale: 1 1/2" = 1'-0"

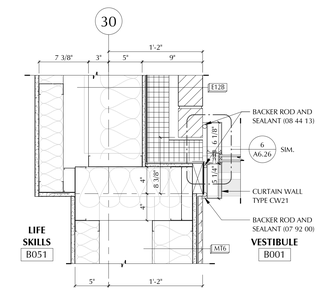

14 A6.14 Building B2 Ground Level at Vestibule B001/CW21 - Column Line 30
Scale: 1 1/2" = 1'-0"

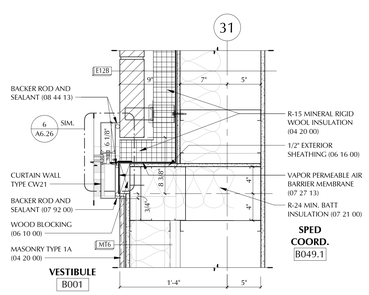

15 A6.14 Building B2 Ground Level at Vestibule B001/CW21 - Column Line 31
Scale: 1 1/2" = 1'-0"

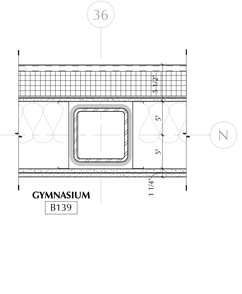

16 A6.14 Building B2 Level 2 at Upper Gymnasium
Scale: 1 1/2" = 1'-0"

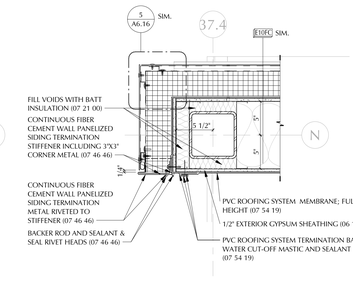

17 A6.14 Building B2 Roof Level Column Wall Termination
Scale: 1 1/2" = 1'-0"

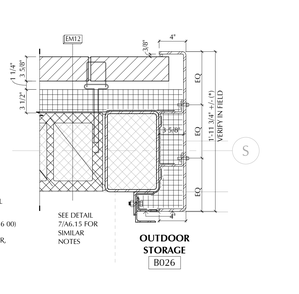

18 A6.14 Building B2 Ground Level Outdoor Storage Overhead Door
Scale: 1 1/2" = 1'-0"

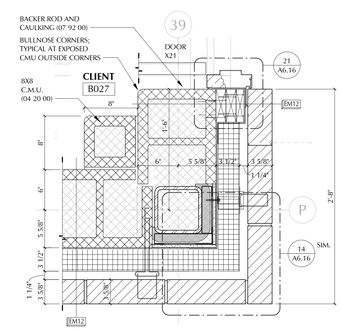

19 A6.14 Building B2 Ground Level Door X21
Scale: 1 1/2" = 1'-0"

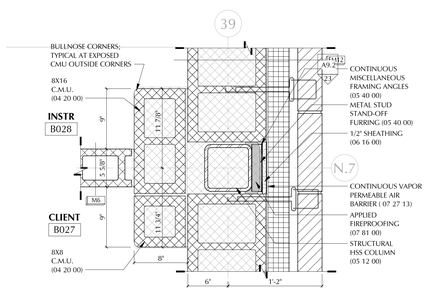

20 A6.14 Building B2 Ground Level Detail at C.L. "N.7" & "39"
Scale: 1 1/2" = 1'-0"

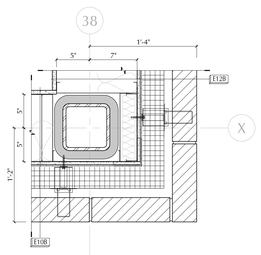

21 A6.14 Bldg. B2 Ground Level Stair B3 Exterior Corner
Scale: 1 1/2" = 1'-0"

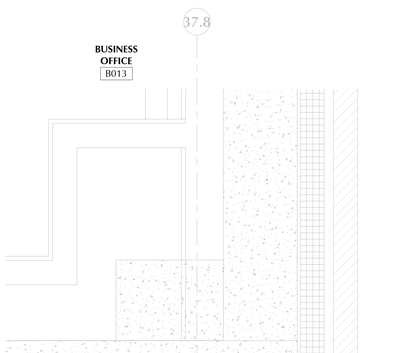

22 A6.14 Building B2 Ground Level at Business Office
Scale: 1 1/2" = 1'-0"



23 A6.14 Building B2 Ground Level Aluminum Frame in Concrete Back Wall
Scale: 1 1/2" = 1'-0"



24 A6.14 Building B2 Window in Concrete Backup Wall
Scale: 1 1/2" = 1'-0"

LAMOUREUX PAGANO ASSOCIATES, ARCHITECTS
108 GROVE STREET, SUITE 300
WORCESTER, MASSACHUSETTS 01605

MEMBER OF
THE AMERICAN INSTITUTE OF ARCHITECTS

CONSULTANT

OWNER

Worcester Public Schools

Worcester, MA

Project North

PROJECT

FINAL BID PACKAGE

South High Community School

170 Apricot Street, Worcester, MA 01603

TITLE

Exterior Plan Details Building B2

Key Plan

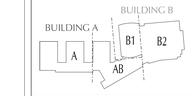

REVISIONS

No.	Description	Date

FILE:

DWN. BY: Author | JOB NO: #1611

CKD. BY: Checker | SCALE: 1 1/2" = 1'-0"

DATE: January 31, 2019

A6.14

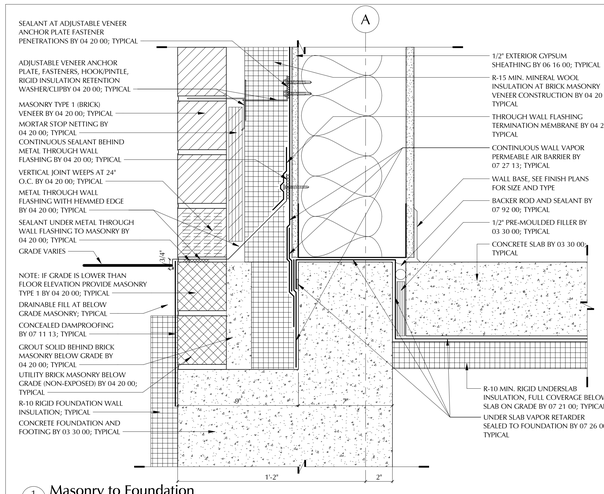

1 A6.15 Masonry to Foundation
Scale: 3" = 1'-0"

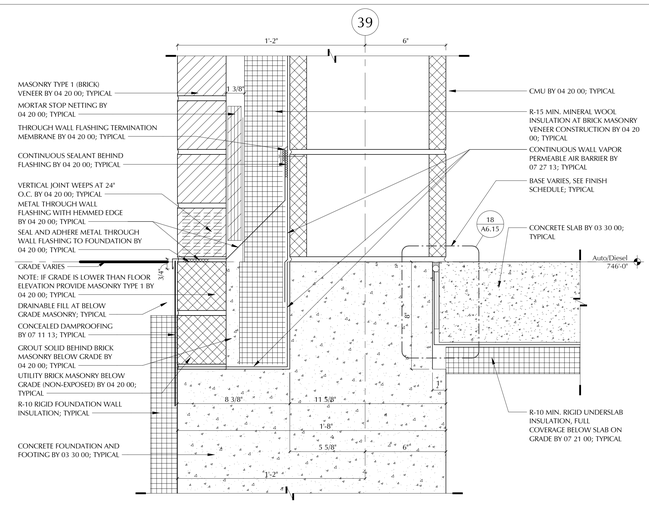

2 A6.15 Brick Concrete Foundation at 12 inch CMU
Scale: 3" = 1'-0"

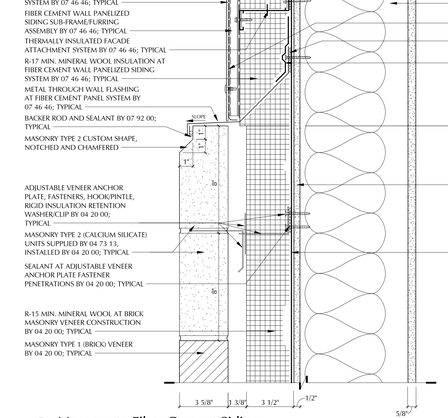

3 A6.15 Masonry to Fiber Cement Siding
Scale: 3" = 1'-0"

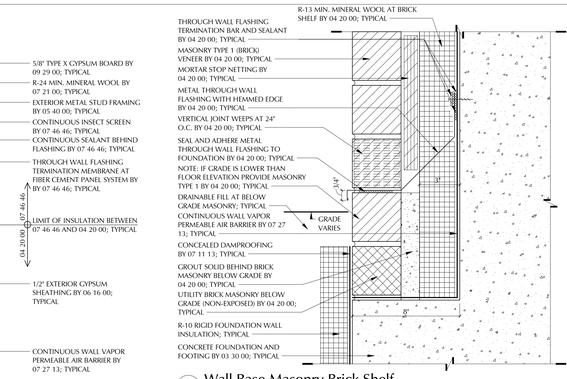

4 A6.15 Wall Base Masonry Brick Shelf
Scale: 3" = 1'-0"

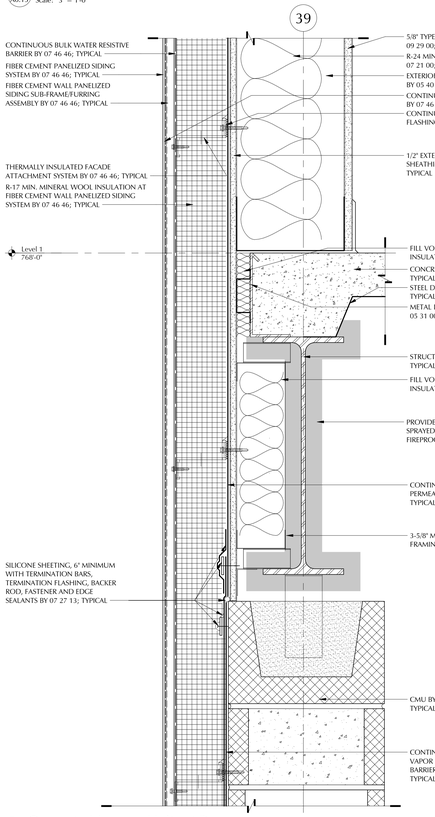

5 A6.15 Concrete Masonry Units at Beam
Scale: 3" = 1'-0"

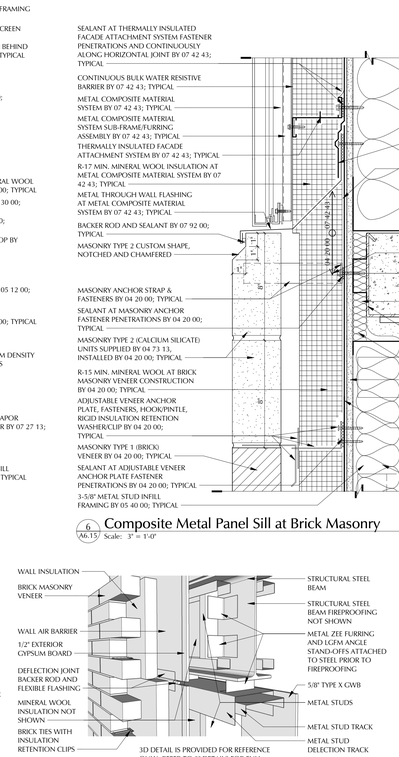

6 A6.15 Composite Metal Panel Sill at Brick Masonry
Scale: 3" = 1'-0"

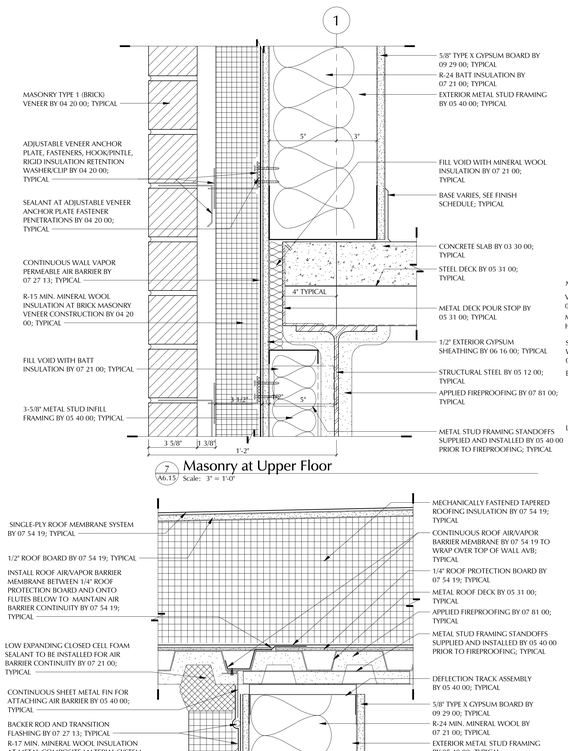

7 A6.15 Masonry at Upper Floor
Scale: 3" = 1'-0"

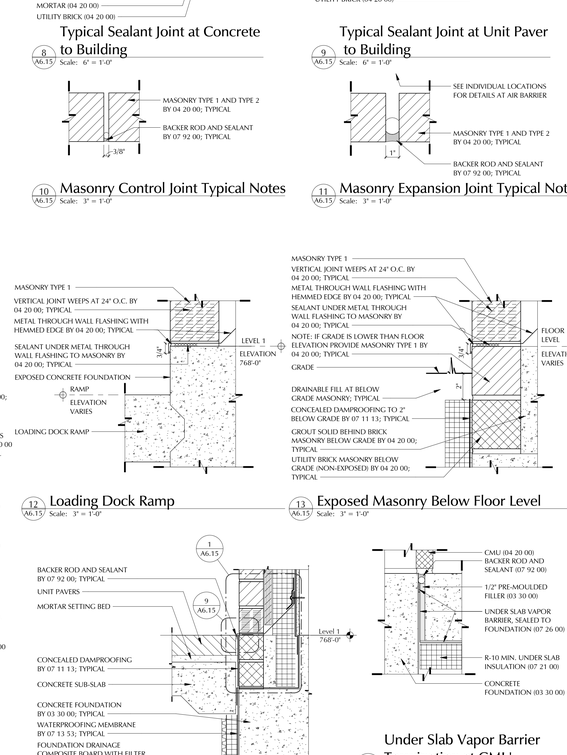

12 A6.15 Loading Dock Ramp
Scale: 3" = 1'-0"

13 A6.15 Exposed Masonry Below Floor Level
Scale: 3" = 1'-0"

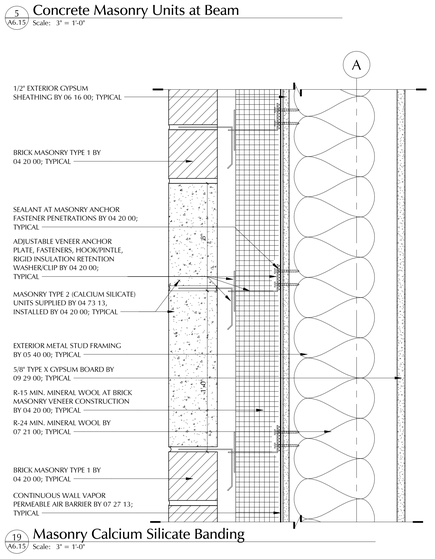

19 A6.15 Masonry Calcium Silicate Banding
Scale: 3" = 1'-0"

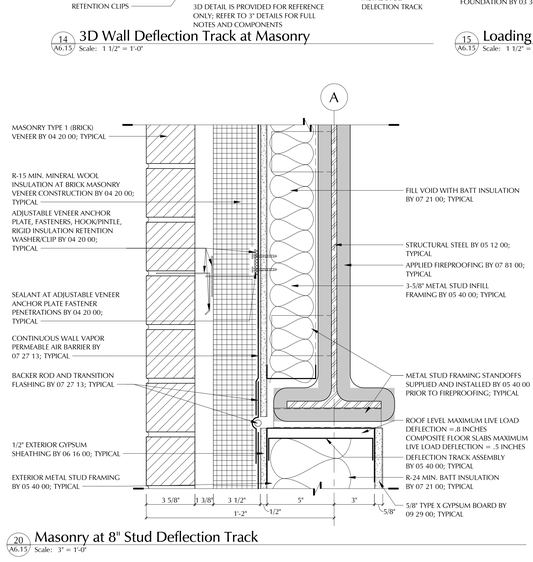

20 A6.15 Masonry at 8" Stud Deflection Track
Scale: 3" = 1'-0"

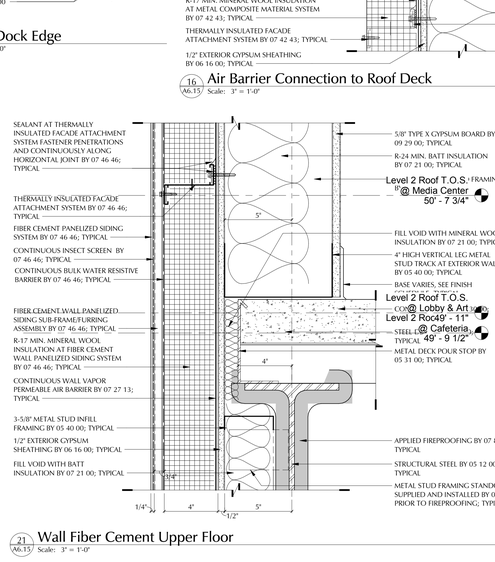

21 A6.15 Wall Fiber Cement Upper Floor
Scale: 3" = 1'-0"

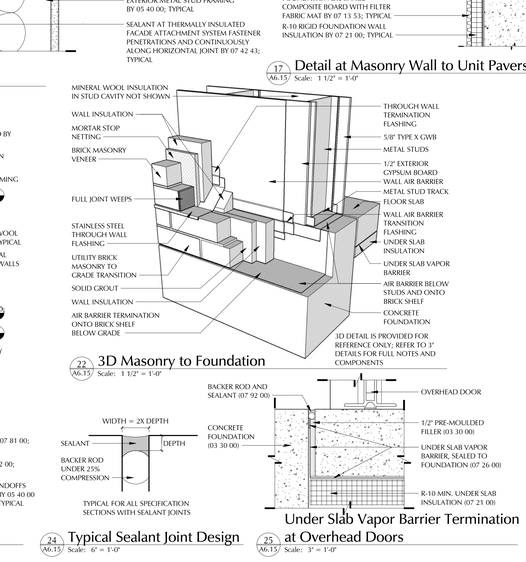

24 A6.15 Typical Sealant Joint Design
Scale: 6" = 1'-0"

25 A6.15 Under Slab Vapor Barrier Termination at Overhead Doors
Scale: 3" = 1'-0"

16 A6.15 Air Barrier Connection to Roof Deck
Scale: 3" = 1'-0"

14 A6.15 3D Wall Deflection Track at Masonry
Scale: 1 1/2" = 1'-0"

15 A6.15 Loading Dock Edge
Scale: 1 1/2" = 1'-0"

18 A6.15 Under Slab Vapor Barrier Termination at CMU
Scale: 3" = 1'-0"

17 A6.15 Detail at Masonry Wall to Unit Pavers
Scale: 1 1/2" = 1'-0"

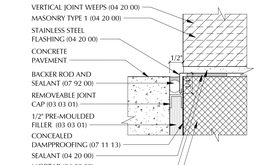

8 A6.15 Typical Sealant Joint at Concrete to Building
Scale: 6" = 1'-0"

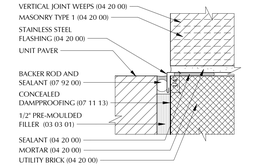

9 A6.15 Typical Sealant Joint at Unit Paver to Building
Scale: 6" = 1'-0"

10 A6.15 Masonry Control Joint Typical Notes
Scale: 3" = 1'-0"

11 A6.15 Masonry Expansion Joint Typical Notes
Scale: 3" = 1'-0"

23 A6.15 Typical Through Wall Flashing Overlap
Scale: 3" = 1'-0"

22 A6.15 3D Masonry to Foundation
Scale: 1 1/2" = 1'-0"

26 A6.15 Loading Dock to Masonry Wall
Scale: 6" = 1'-0"

LAMOUREUX PAGANO ASSOCIATES, ARCHITEC

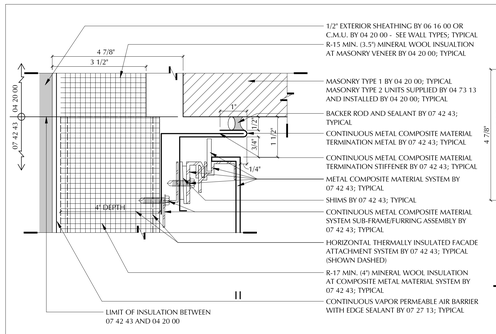

1 MCM Vertical Termination Plan View at Masonry Typical Notes
A6.16/ Scale: 6" = 1'-0"

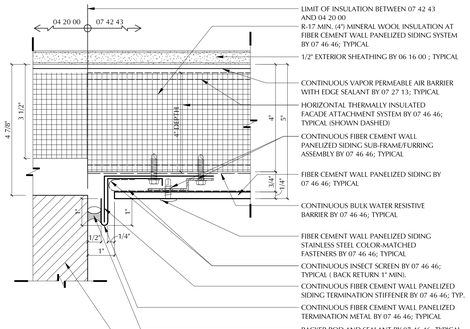

2 Fiber Cement Vertical Termination Plan View at Masonry Typical Notes
A6.16/ Scale: 6" = 1'-0"

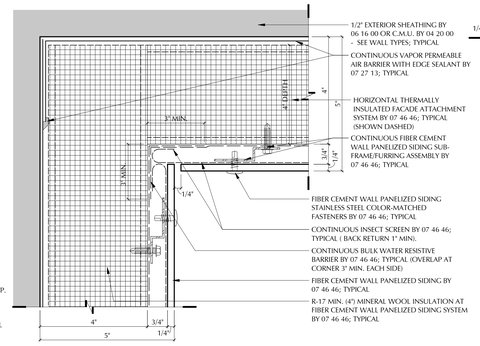

3 Fiber Cement Termination Plan View at Corner Typical Notes
A6.16/ Scale: 6" = 1'-0"

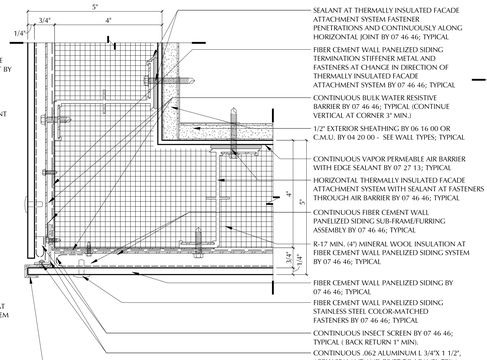

4 Fiber Cement Vertical Section at Outside Corner Typical Notes
A6.16/ Scale: 6" = 1'-0"

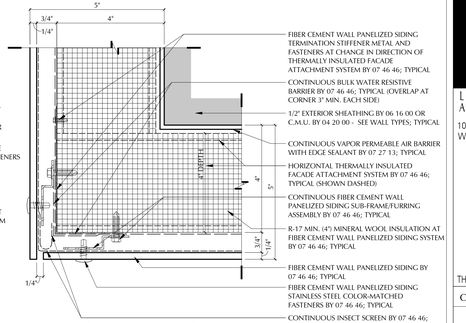

5 Fiber Cement Termination Plan View at Outside Corner Typical Notes
A6.16/ Scale: 6" = 1'-0"

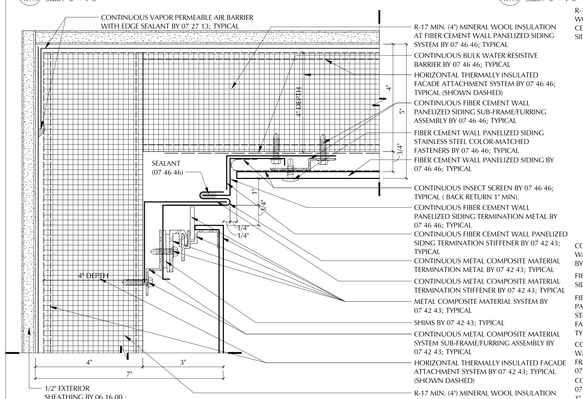

6 MCM/Fiber Cement Vertical Termination Plan View at Corner
A6.16/ Scale: 6" = 1'-0"

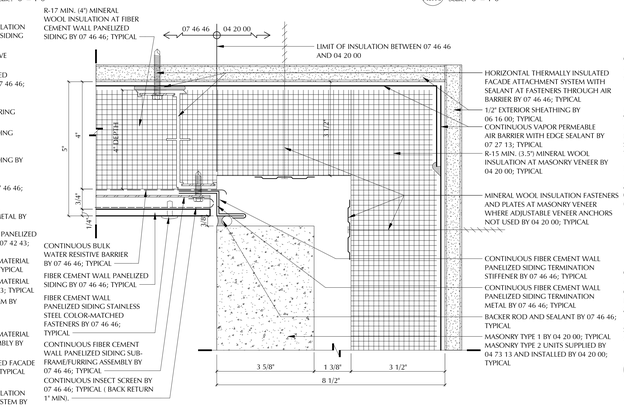

7 Fiber Cement Siding Section Termination at Masonry
A6.16/ Scale: 6" = 1'-0"

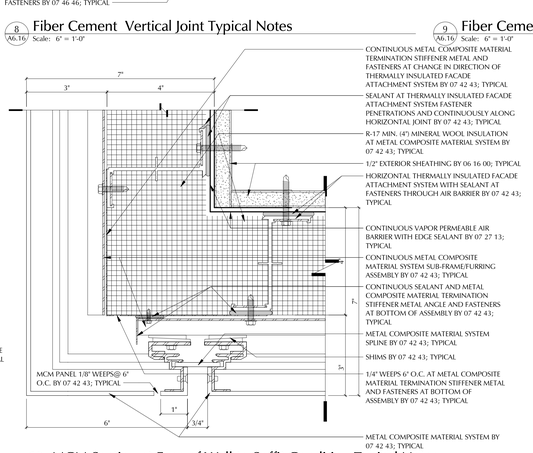

8 Fiber Cement Vertical Joint Typical Notes
A6.16/ Scale: 6" = 1'-0"

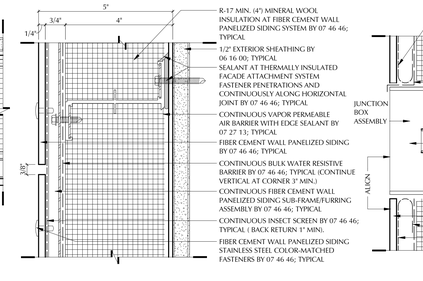

9 Fiber Cement Horizontal Joint Typical Notes
A6.16/ Scale: 6" = 1'-0"

10 Mounted Device at Fiber Cement Panel
A6.16/ Scale: 6" = 1'-0"

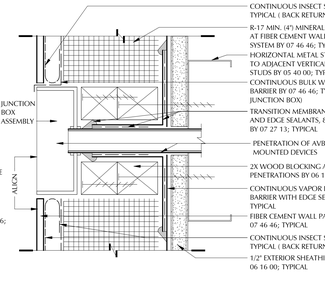

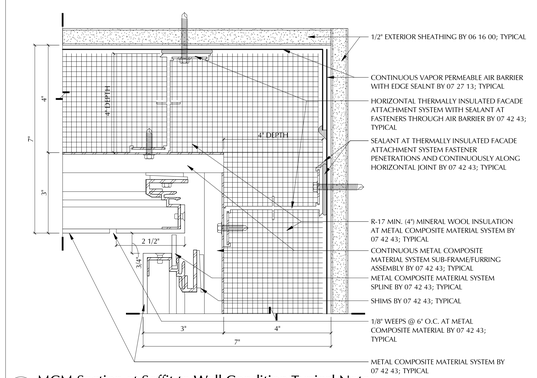

11 MCM Section at Soffit to Wall Condition Typical Notes
A6.16/ Scale: 6" = 1'-0"

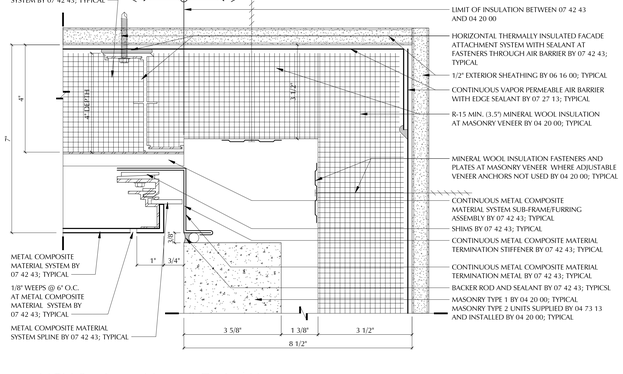

12 MCM Section at Masonry Typical Notes
A6.16/ Scale: 6" = 1'-0"

13 MCM Section at Face of Wall to Soffit Condition Typical Notes
A6.16/ Scale: 6" = 1'-0"

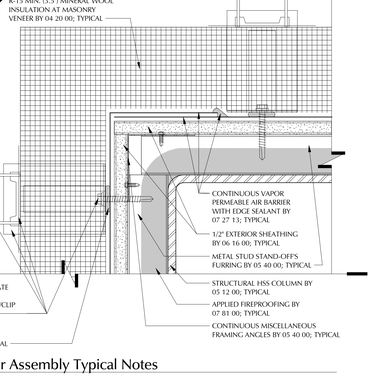

14 Masonry Corner Assembly Typical Notes
A6.16/ Scale: 6" = 1'-0"

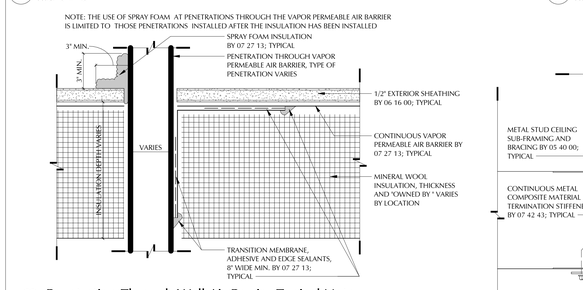

15 Penetration Through Wall Air Barrier Typical Notes
A6.16/ Scale: 6" = 1'-0"

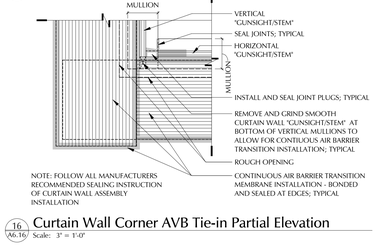

16 Curtain Wall Corner AVB Tie-in Partial Elevation
A6.16/ Scale: 3" = 1'-0"

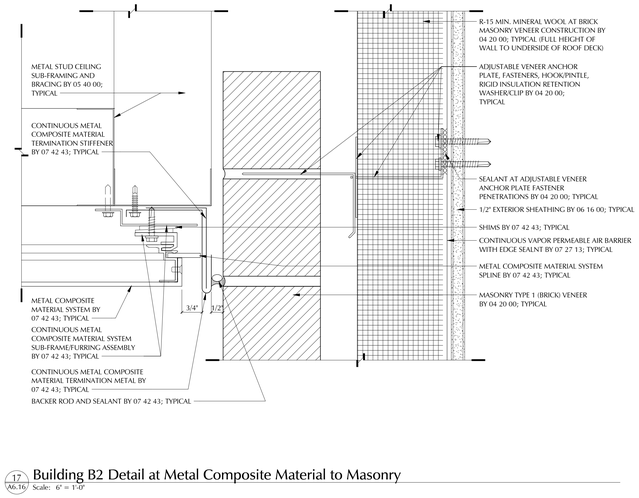

17 Building B2 Detail at Metal Composite Material to Masonry
A6.16/ Scale: 6" = 1'-0"

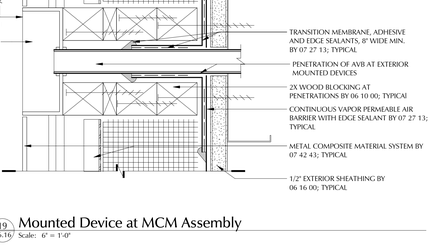

19 Mounted Device at MCM Assembly
A6.16/ Scale: 6" = 1'-0"

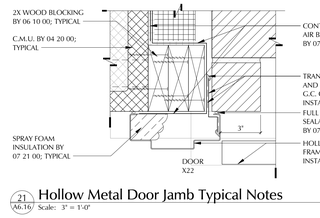

21 Hollow Metal Door Jamb Typical Notes
A6.16/ Scale: 3" = 1'-0"

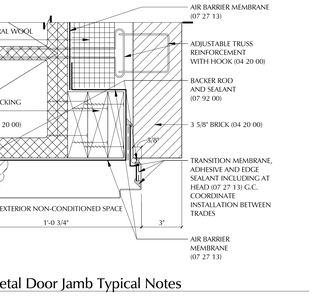

20 Exterior Hollow Metal Door Jamb Typical Notes
A6.16/ Scale: 3" = 1'-0"

LAMOUREUX PAGANO ASSOCIATES, ARCHITECTS
108 GROVE STREET, SUITE 300
WORCESTER, MASSACHUSETTS 01605

MEMBER OF THE AMERICAN INSTITUTE OF ARCHITECTS

CONSULTANT

OWNER

Worcester Public Schools

Worcester, MA

Project North

PROJECT

FINAL BID PACKAGE

South High Community School

170 Apricot Street, Worcester, MA 01603

TITLE

Exterior Details

Key Plan

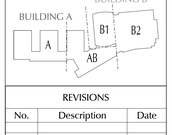

REVISIONS

No.	Description	Date

FILE:

DWN. BY: Author | JOB N

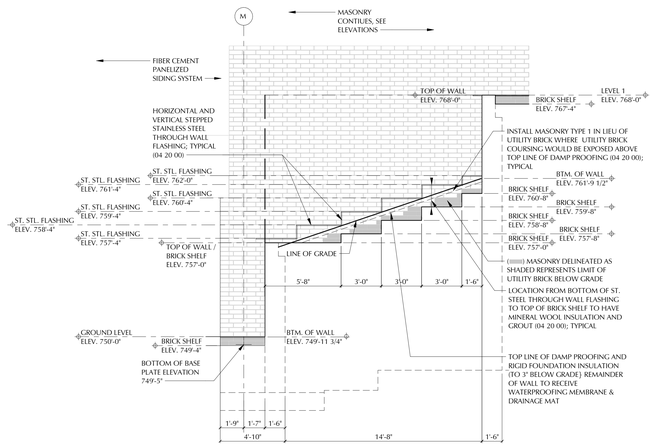

1/A6.17 Brick Shelf at Stepped Footing/Retaining Wall at Auditorium
Scale: 1/4" = 1'-0"

LAMOUREUX PAGANO ASSOCIATES, ARCHITECTS
108 GROVE STREET, SUITE 300
WORCESTER, MASSACHUSETTS 01605

MEMBER OF
THE AMERICAN INSTITUTE OF ARCHITECTS

CONSULTANT

OWNER

Worcester Public Schools

Worcester, MA

Project North

PROJECT

FINAL BID PACKAGE

South High Community School

170 Apricot Street, Worcester, MA 01603

TITLE

Exterior Details

Key Plan

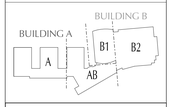

REVISIONS

No.	Description	Date

FILE:

DWN. BY: Author	JOB NO: #1611
CKD. BY: Checker	SCALE: 1/4" = 1'-0"

DATE: January 31, 2019

A6.17

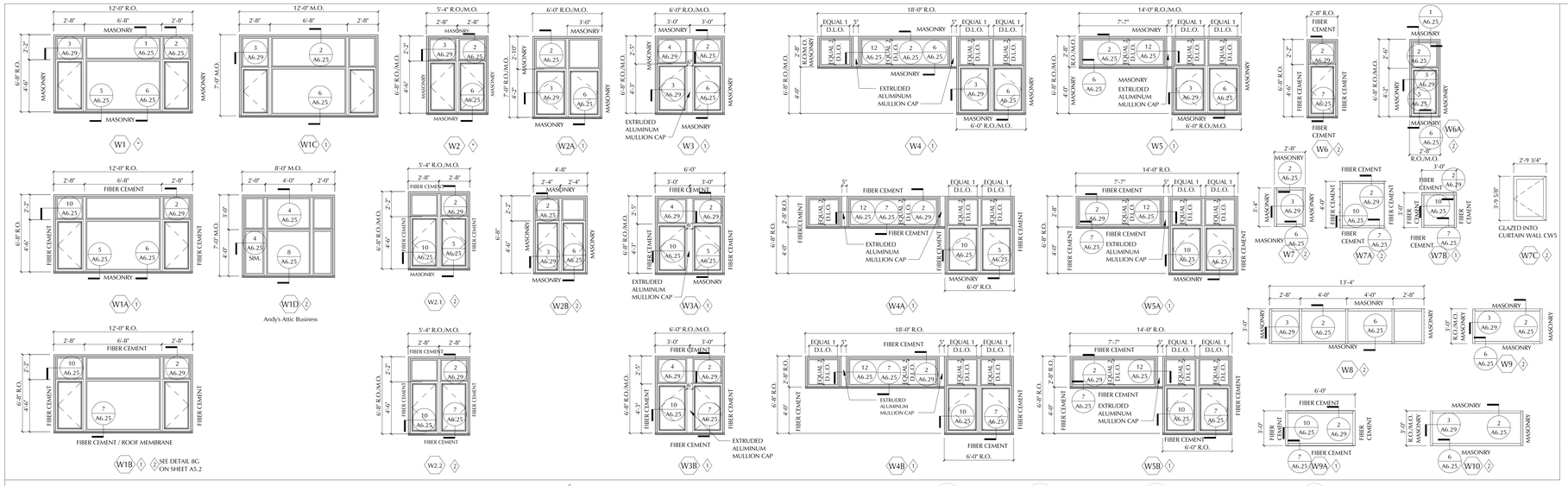

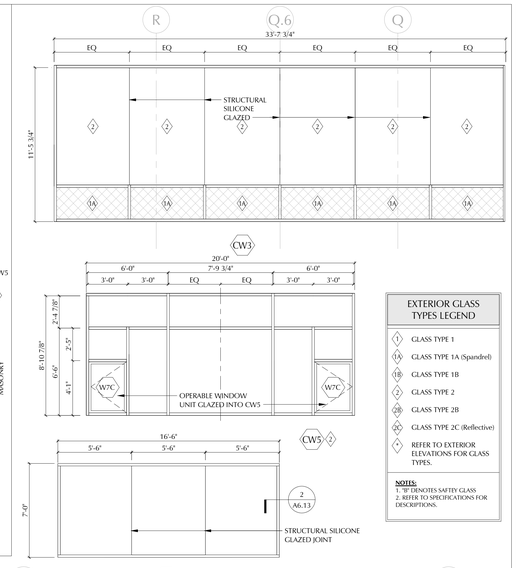

EXTERIOR GLASS TYPES LEGEND

- 1 GLASS TYPE 1
- 1A GLASS TYPE 1A (Spandrel)
- 1B GLASS TYPE 1B
- 2 GLASS TYPE 2
- 2B GLASS TYPE 2B
- 2C GLASS TYPE 2C (Reflective)
- A REFER TO EXTERIOR ELEVATIONS FOR GLASS TYPES.

NOTES:
1. "B" DENOTES SAFTEY GLASS
2. REFER TO SPECIFICATIONS FOR DESCRIPTIONS.

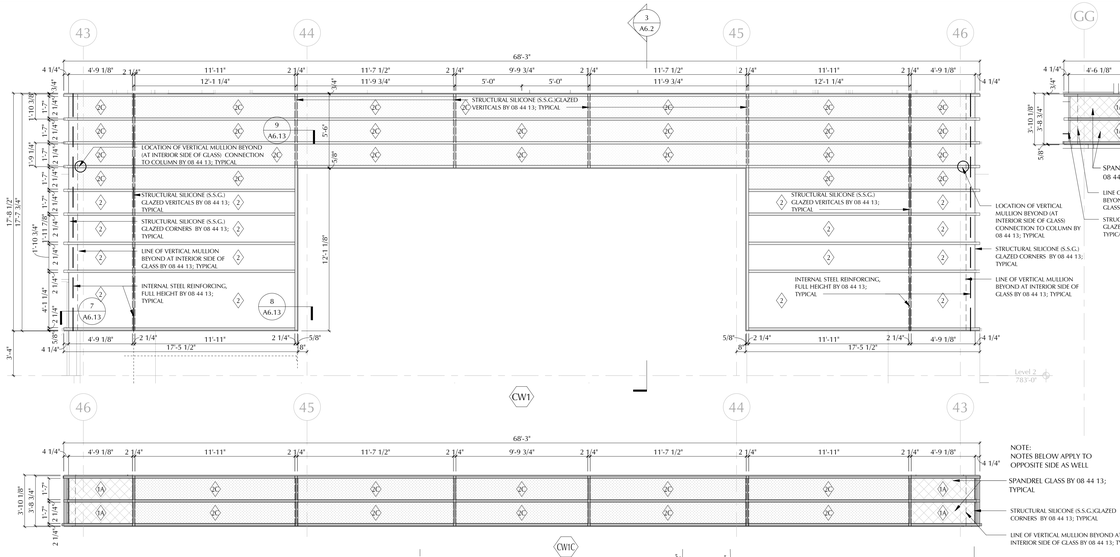

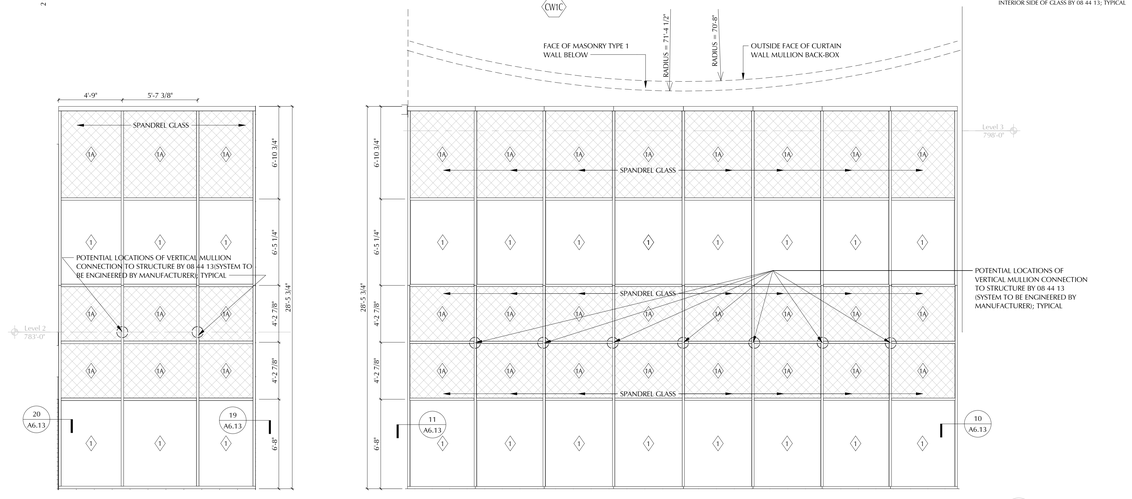

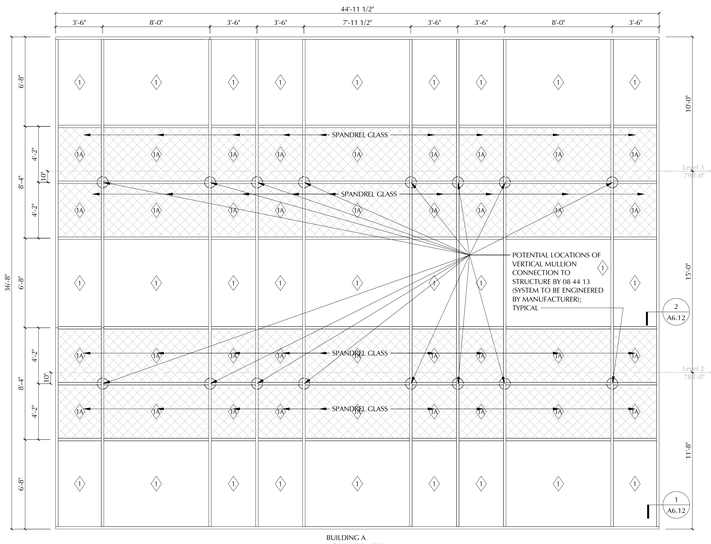

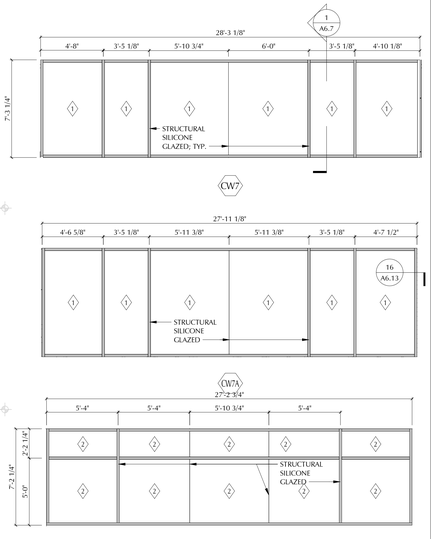

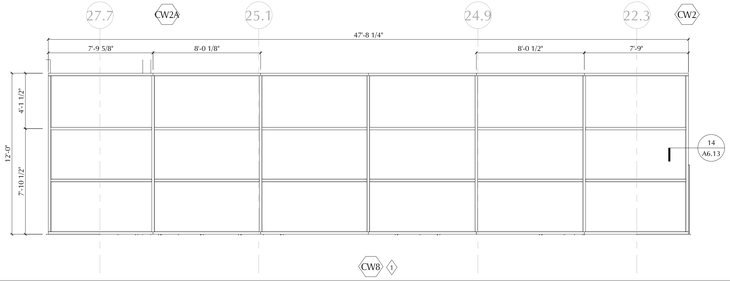

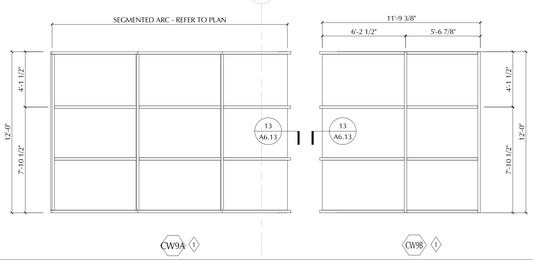

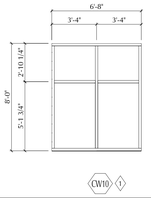

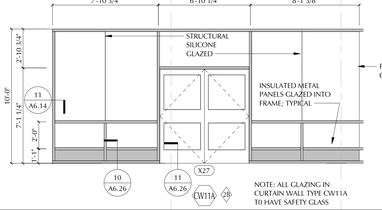

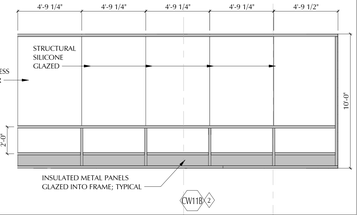

LAMOUREUX PAGANO ASSOCIATES, ARCHITECTS
108 GROVE STREET, SUITE 300
WORCESTER, MASSACHUSETTS 01605

MEMBER OF THE AMERICAN INSTITUTE OF ARCHITECTS

CONSULTANT

OWNER

Worcester Public Schools

Worcester, MA

Project North

PROJECT

FINAL BID PACKAGE

South High Community School

170 Apricot Street, Worcester, MA 01603

TITLE

Window & Curtain Wall Types

Key Plan

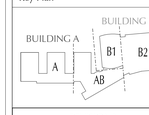

REVISIONS

No.	Description	Date

FILE:

DWN. BY: Author | JOB NO: #1611

CKD. BY: Checker | SCALE: As indicated

DATE: January 31, 2019

A6.21

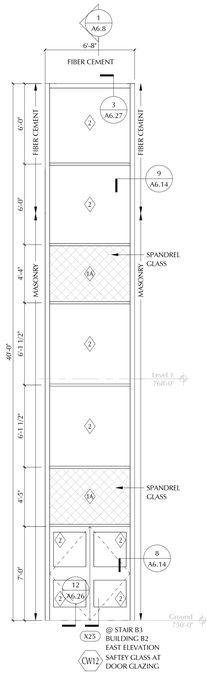

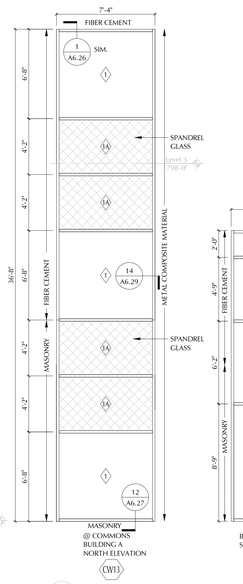

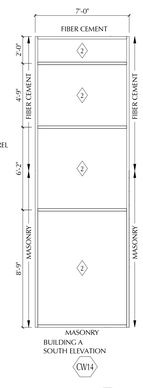

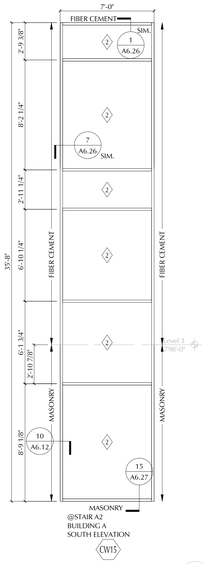

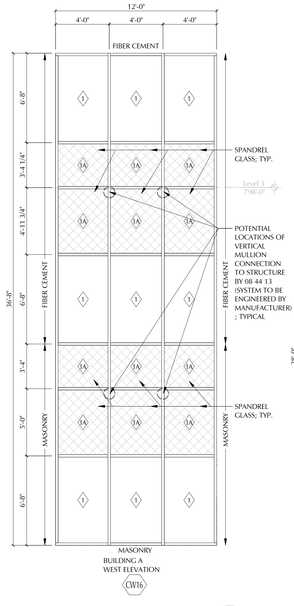

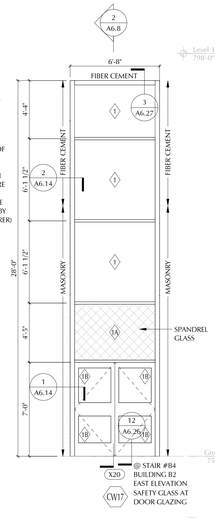

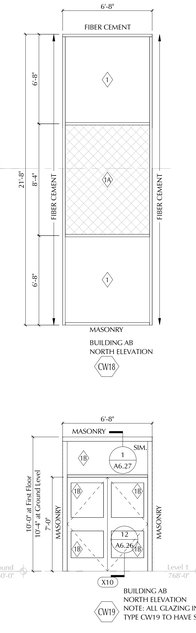

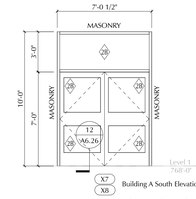

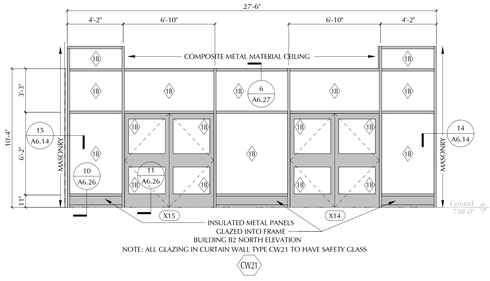

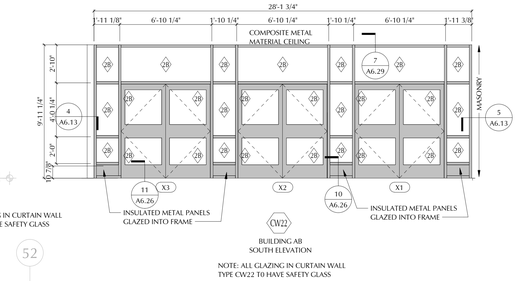

47 48 49 50 51 52

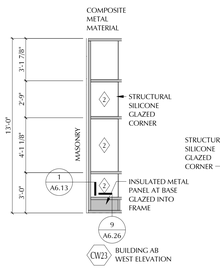

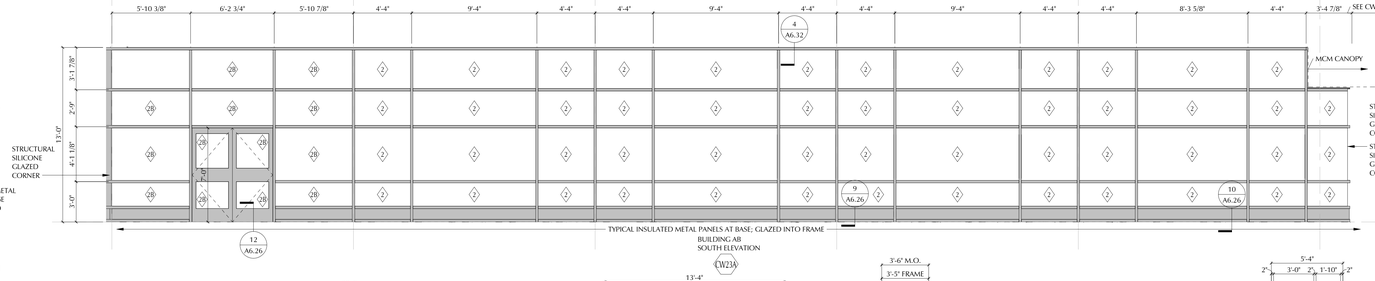

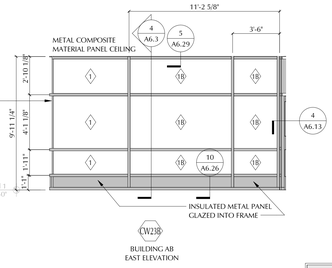

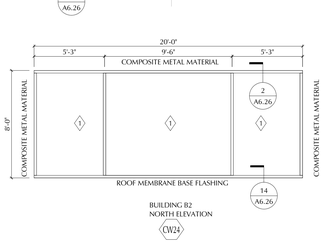

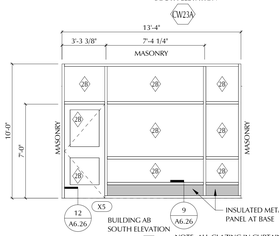

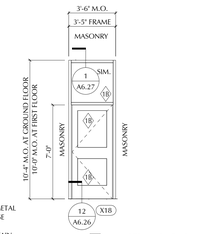

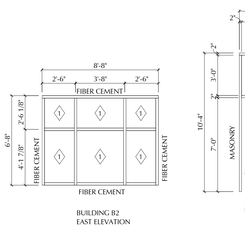

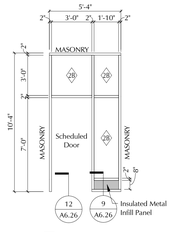

EXTERIOR GLASS TYPES LEGEND

1	GLASS TYPE 1
1A	GLASS TYPE 1A (Spandrel)
1B	GLASS TYPE 1B
2	GLASS TYPE 2
2B	GLASS TYPE 2B
2C	GLASS TYPE 2C (Reflective)
◇	REFER TO EXTERIOR ELEVATIONS FOR GLASS TYPES.

NOTES:
1. "B" DENOTES SAFTEY GLASS.
2. REFER TO SPECIFICATIONS FOR DESCRIPTIONS.

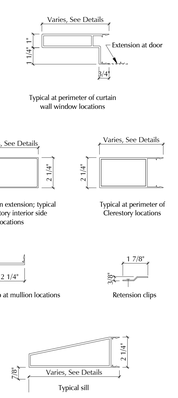

Curtain Wall Snap Trim Profiles
Scale: 3" = 1'-0"

Storefront Ribbon Window Types

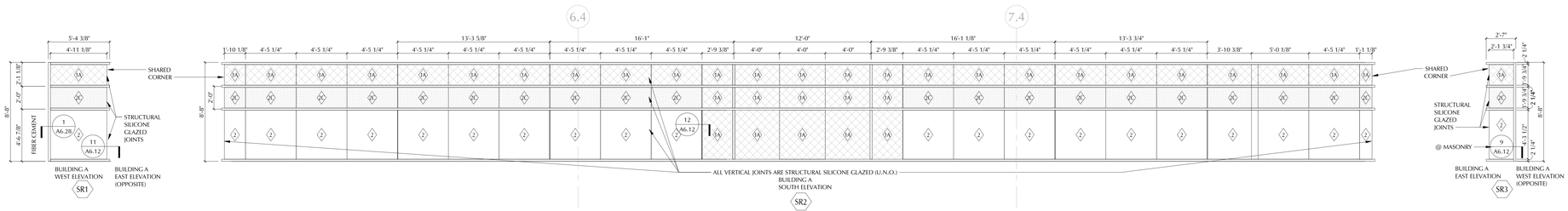

Translucent Wall Type

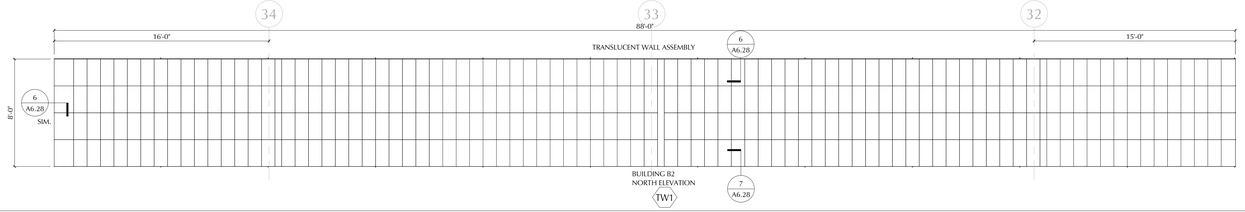

Louver Types



	Location	Width	Height	Head Detail	Jamb Detail	Sill Detail
L1	Auto/Diesel	7'-11 1/4"	3'-11 1/4"	Fiber Cement	Fiber Cement	Masonry
L2	Near Door X20	2'-11 1/4"	2'-11 1/4"	Masonry	Masonry	Masonry
L3	B202B on CL31.1	3'-11 1/4"	9'-11 1/4"	Fiber Cement	Fiber Cement	Fiber Cement
L4	Upper Auditorium Near CL V	1'-11 1/4"	1'-11 1/4"	Fiber Cement	Fiber Cement	Fiber Cement

LAMOUREUX PAGANO ASSOCIATES. ARCHITECTS
108 GROVE STREET, SUITE 300
WORCESTER, MASSACHUSETTS 01605

MEMBER OF
THE AMERICAN INSTITUTE OF ARCHITECTS

CONSULTANT

OWNER

Worcester Public Schools

Worcester, MA

Project North

PROJECT

FINAL BID PACKAGE

South High Community School

170 Apricot Street, Worcester, MA 01603

TITLE

Curtain Wall and Specialty Opening Types

Key Plan

REVISIONS

No.	Description	Date

FILE:

DWN. BY: Author | JOB NO: #1611

CKD. BY: Checker | SCALE: As indicated

DATE: January 31, 2019

A6.22

ALUMINUM STOREFRONT TYPES

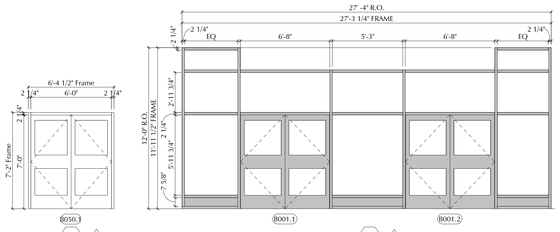

S1 3 | S2 4 | S3 3 | S4 3 | S5 | S6 | S7 | S8

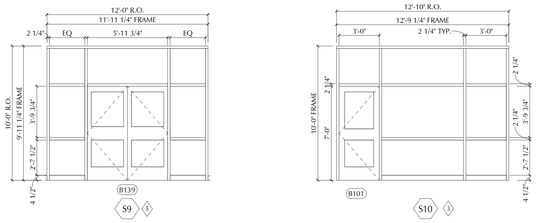

S9 5 | S10 3 | S11, S12 Not Used | S13 3 | S14 3 | S15 4

ALUMINUM FOLDING & SLIDING GLASS STOREFRONT SYSTEM

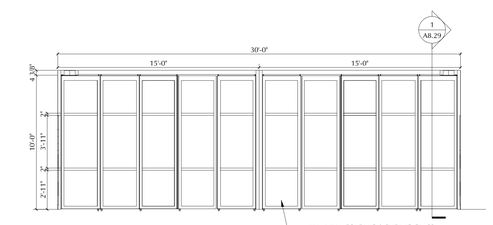

S18

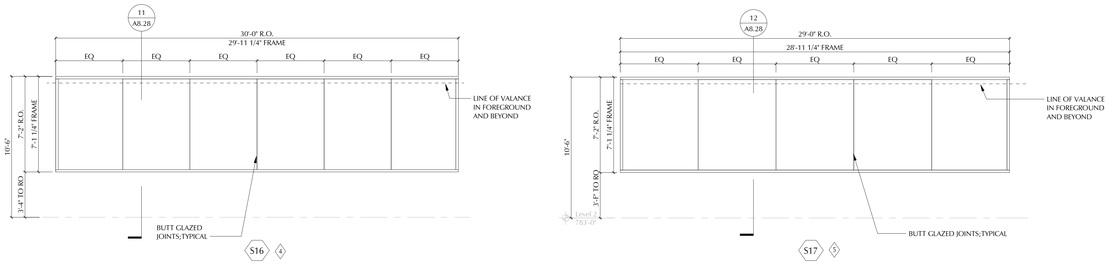

S16 4 | S17 5

ALUMINUM STOREFRONT TYPICAL DETAILS

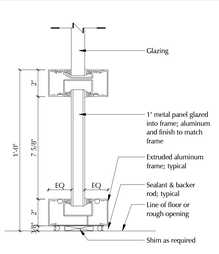

1 A6.23 Sill at Vestibule (Interior Side)
Scale: 3" = 1'-0"

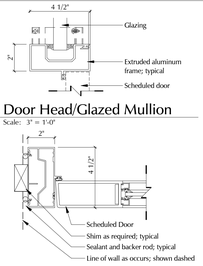

2 A6.23 Door Head/Glazed Mullion
Scale: 3" = 1'-0"

3 A6.23 Door Head (Jamb Similar)
Scale: 3" = 1'-0"

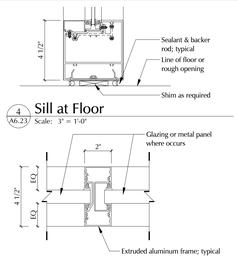

4 A6.23 Sill at Floor
Scale: 3" = 1'-0"

5 A6.23 Vertical Mullion (Horiz. Similar)
Scale: 3" = 1'-0"

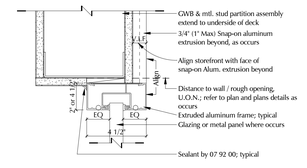

6 A6.23 Storefront Glazed Head (Jamb Similar)
Scale: 3" = 1'-0"

ALUMINUM DOOR TYPES:

SCALE: 1/4"=1'-0"

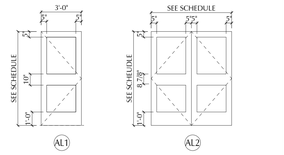

AL1 AL2

NOTES
1. REFER TO DOOR SCHEDULE FOR DOOR MATERIALS, LOCATIONS, AND REMARKS
2. REFER TO CURTAIN WALL / STOREFRONT DRAWINGS FOR ENTRY DOOR TYPES

INTERIOR GLAZING TYPES

- A — 1/4" LAMINATED SAFTEY GLASS
- B — 1/4" CLEAR TEMPERED SAFETY GLASS
- C — 3/8" CLEAR TEMPERED SAFETY GLASS (DISPLAY CASE SHELVING)
- D — 3/8" TRANSPARENT WIRE-LESS FIRE RATED & SAFETY CERAMIC GLAZING (HM FRAME/DOOR IN 2 HR FIRE WALL)
- E — 1/4" FRAMELESS MIRROR GLASS
- F — 1/4" TRANSPARENT MIRROR CLASS; TEMPERED (OBSERVATION ROOMS)
- G — 3/8" TEMPERED / LAMINATED TRANSPARENT MIRROR GLASS
- H — 1/2" TEMPERED / LAMINATED SAFETY GLASS
- J — 1/4" TEMPERED / LAMINATED SAFETY GLASS (08 00 05)
- K — 3/8" TEMPERED / LAMINATED SAFETY GLASS (08 00 05)
- L — 1/2" TEMPERED / LAMINATED SAFETY GLASS (08 00 05)

ALUMINUM DISPLAY CASE ELEVATIONS & DETAILS

Notes:
Types D1-D10 = Aluminum Frame Display Cases
Types D11+ = H.M. Frame Display Cases

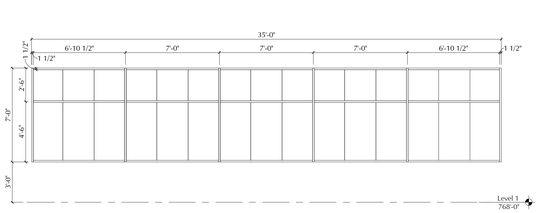

D1 8 History Wall Display Case

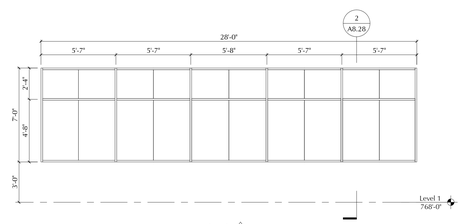

D2 8 Lobby Art Display Case (shallow)

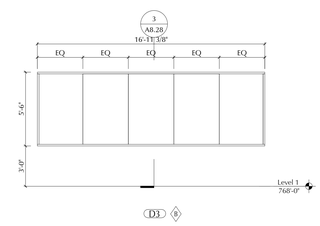

D3 8

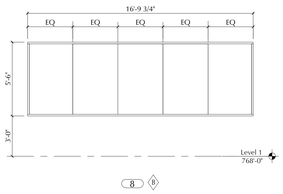

8

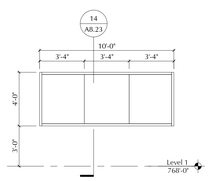

D5 8 Auditorium Display Case

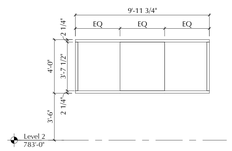

D6 8 Second Floor Auditorium

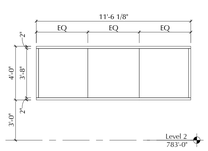

D7 8 Corridor B270

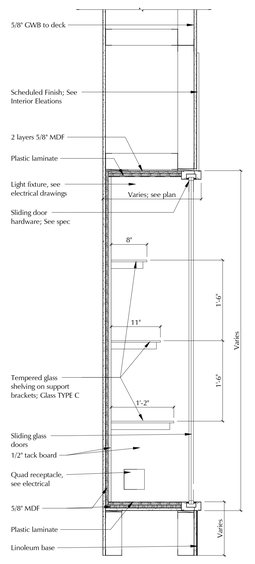

7 A6.23 Typical Alum. Frame Display Case
Scale: 1" = 1'-0"

LAMOUREUX PAGANO ASSOCIATES, ARCHITECTS
108 GROVE STREET, SUITE 300
WORCESTER, MASSACHUSETTS 01605

MEMBER OF
THE AMERICAN INSTITUTE OF ARCHITECTS

CONSULTANT

OWNER

Worcester Public Schools

Worcester, MA

Project North
True North

PROJECT

FINAL BID PACKAGE

South High Community School

170 Apricot Street, Worcester, MA 01603

TITLE

Interior Alum. Frame Types & Alum. Door Types

Key Plan

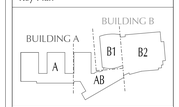

REVISIONS

No.	Description	Date

FILE:

DWN. BY: Author | JOB NO: #1611

CKD. BY: Checker | SCALE: As indicated

DATE: January 31, 2019

A6.23

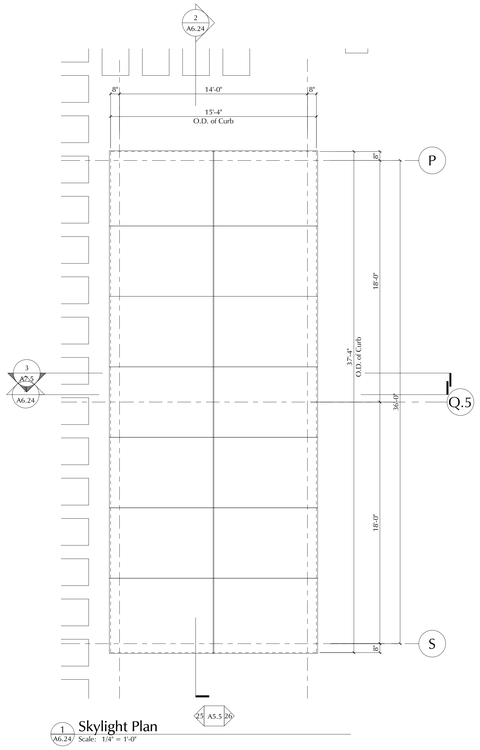

1 A6.24 Skylight Plan
Scale: 1/4" = 1'-0"

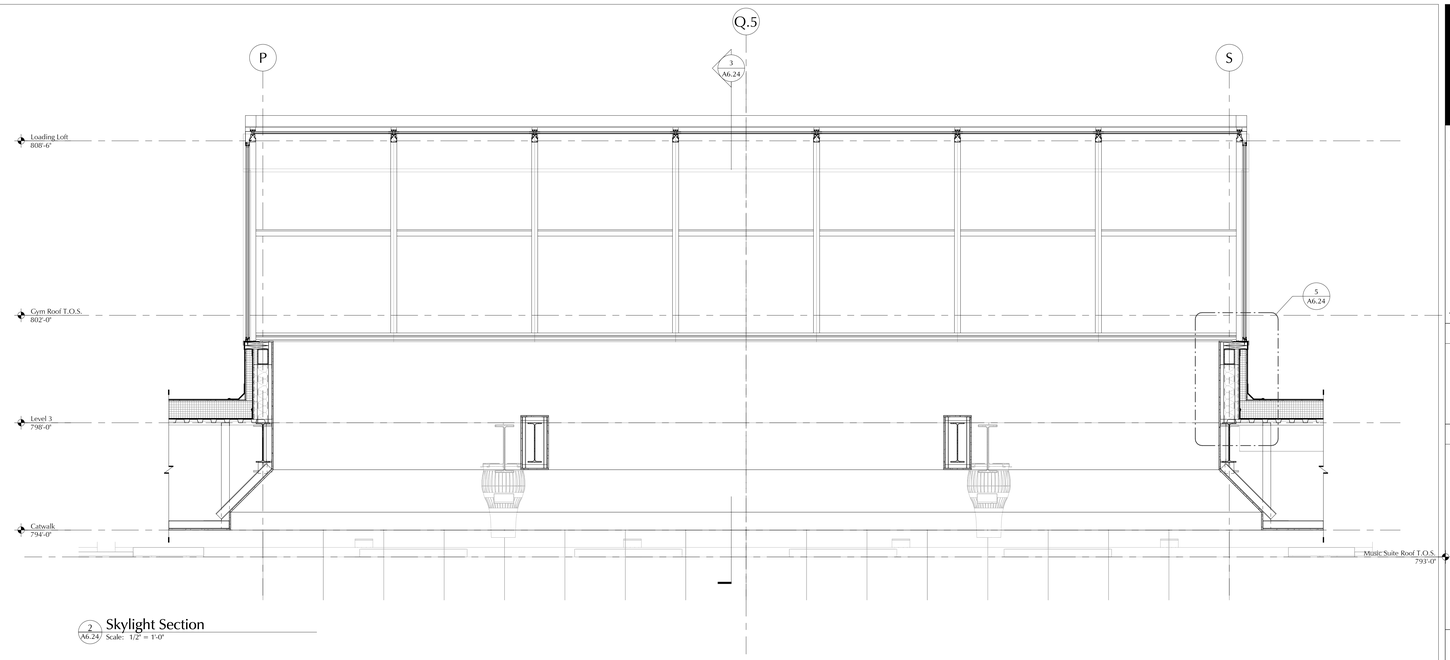

2 A6.24 Skylight Section
Scale: 1/2" = 1'-0"

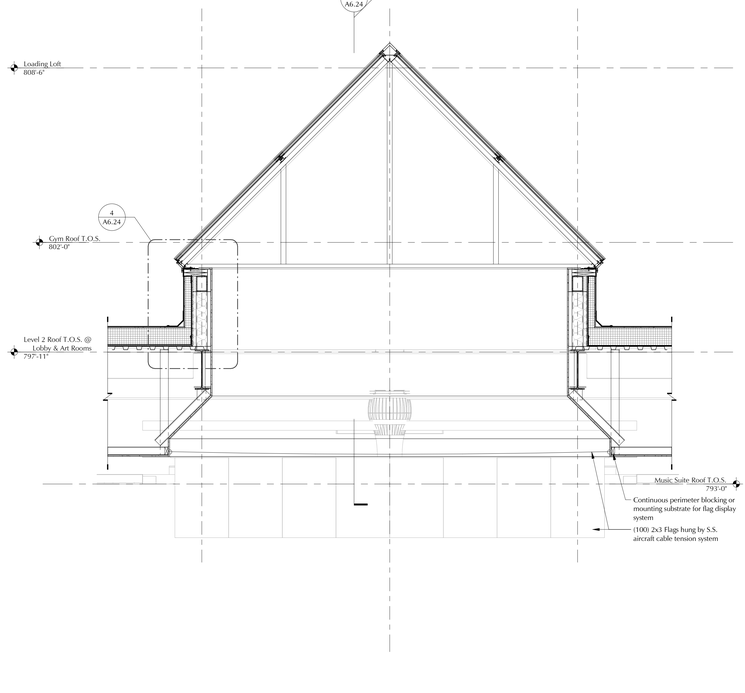

3 A6.24 Skylight Section
Scale: 1/2" = 1'-0"

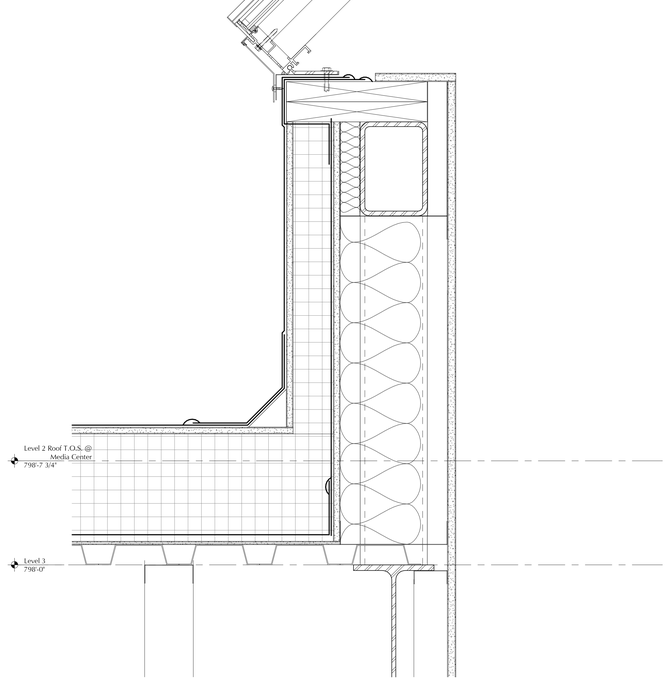

4 A6.24 Building B2 Hollow Metal Jamb Typical Notes
Scale: 3" = 1'-0"

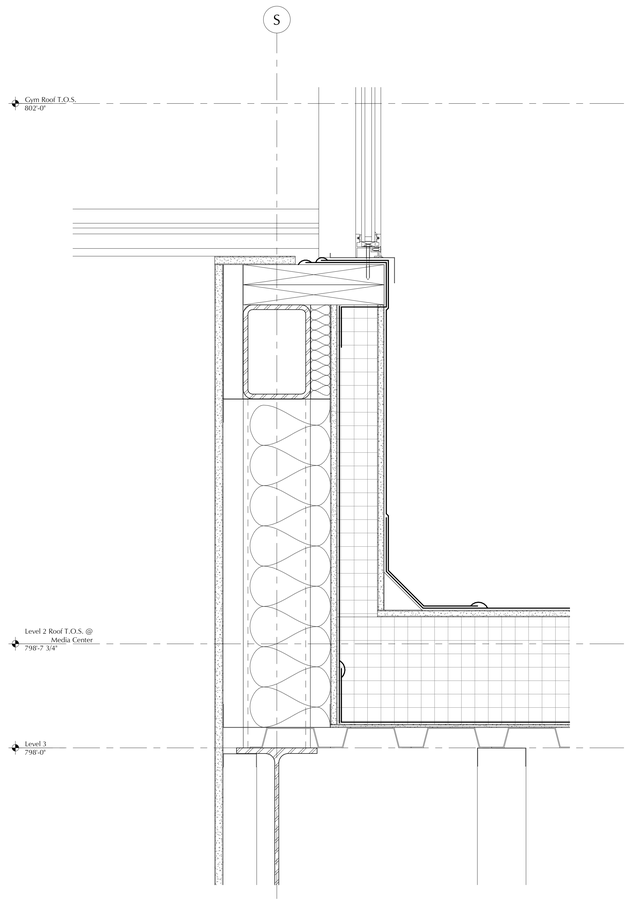

5 A6.24 Section 13 - Callout 1
Scale: 3" = 1'-0"

LAMOUREUX PAGANO ASSOCIATES, ARCHITECTS
108 GROVE STREET, SUITE 300
WORCESTER, MASSACHUSETTS 01605

MEMBER OF
THE AMERICAN INSTITUTE OF ARCHITECTS

CONSULTANT

OWNER

Worcester Public Schools

Worcester, MA

Project North

PROJECT

FINAL BID PACKAGE

South High Community School

170 Apricot Street, Worcester, MA 01603

TITLE

Skylight Plan, Sections and Details

Key Plan

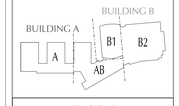

REVISIONS

No.	Description	Date

FILE:

DWN. BY: Author | JOB NO: #1611

CKD. BY: Checker | SCALE: As indicated

DATE: January 31, 2019

A6.24

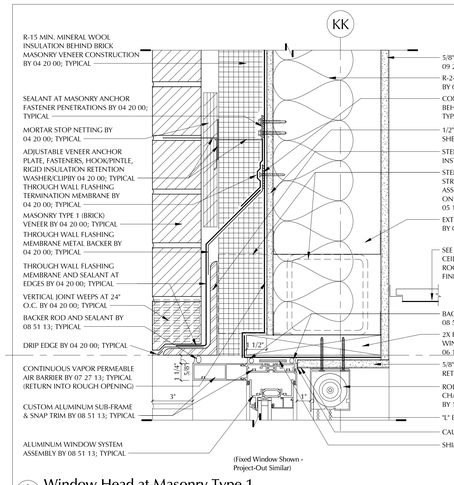

1 A6.25 **Window Head at Masonry Type 1**
Scale: 3" = 1'-0"

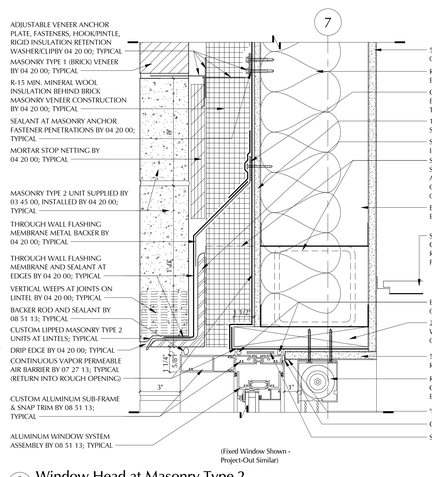

2 A6.25 **Window Head at Masonry Type 2**
Scale: 3" = 1'-0"

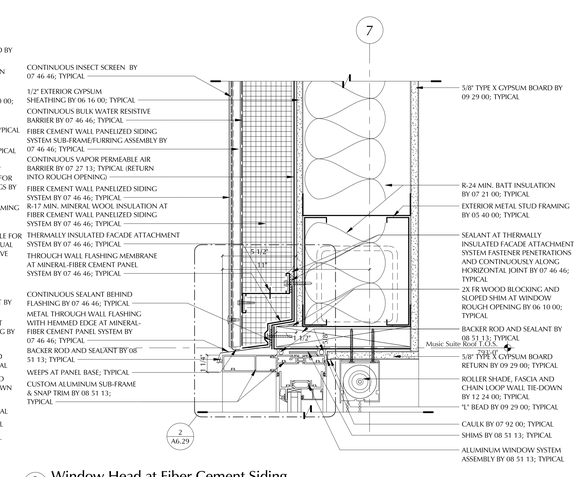

3 A6.25 **Window Head at Fiber Cement Siding**
Scale: 3" = 1'-0"

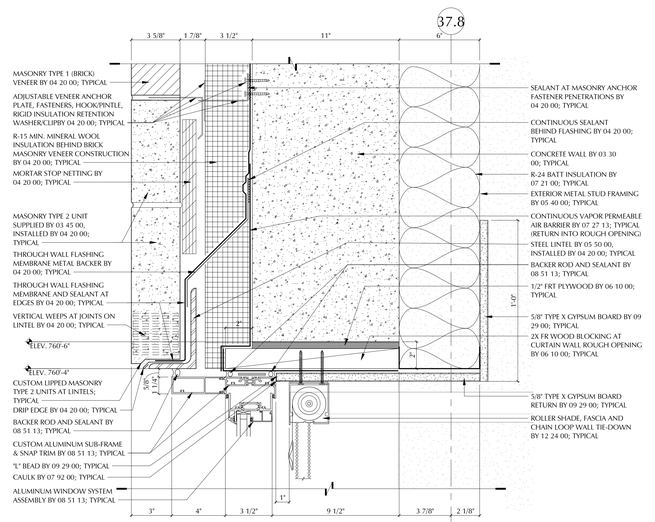

4 A6.25 **Building B2 Window W1D Head at Business Office**
Scale: 3" = 1'-0"

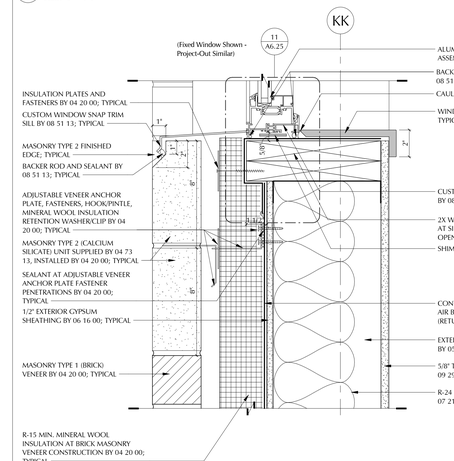

5 A6.25 **Window Sill at Masonry Type 2**
Scale: 3" = 1'-0"

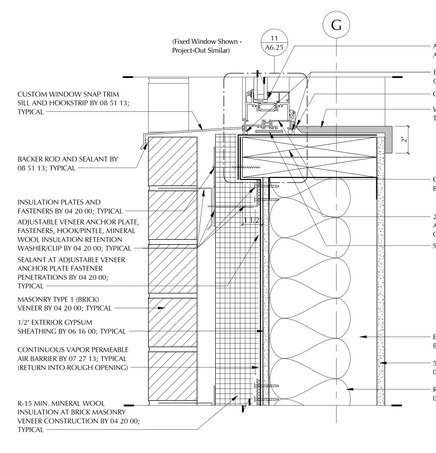

6 A6.25 **Window Sill at Masonry Type 1**
Scale: 3" = 1'-0"

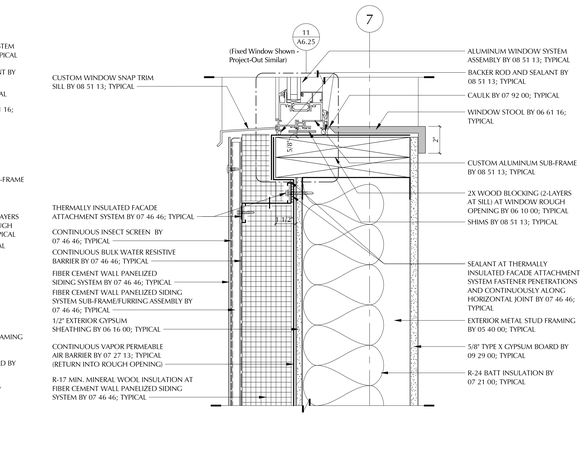

7 A6.25 **Window Sill at Fiber Cement Panel**
Scale: 3" = 1'-0"

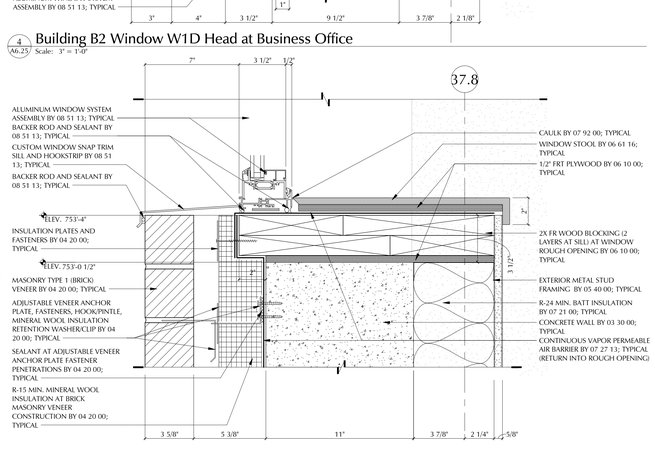

8 A6.25 **Building B2 Window W1D Sill at Business Office**
Scale: 3" = 1'-0"

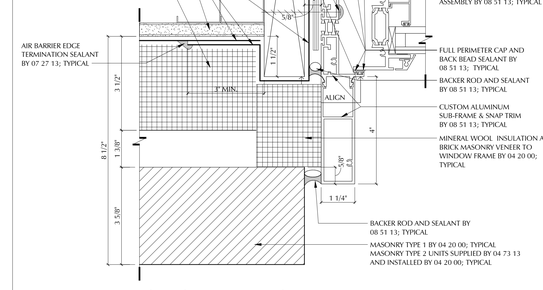

9 A6.25 **Masonry to Window Plan View Typical Notes**
Scale: 6" = 1'-0"

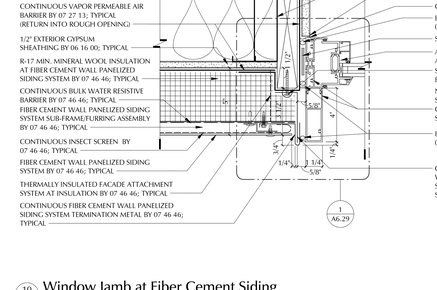

10 A6.25 **Window Jamb at Fiber Cement Siding**
Scale: 3" = 1'-0"

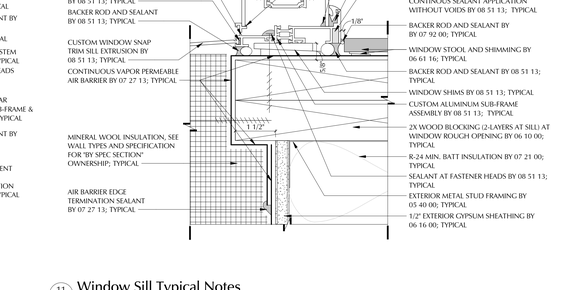

11 A6.25 **Window Sill Typical Notes**
Scale: 6" = 1'-0"

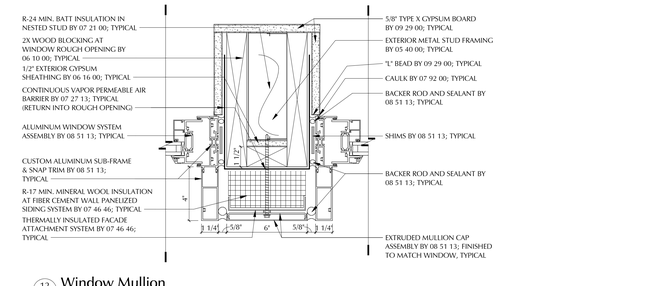

12 A6.25 **Window Mullion**
Scale: 3" = 1'-0"

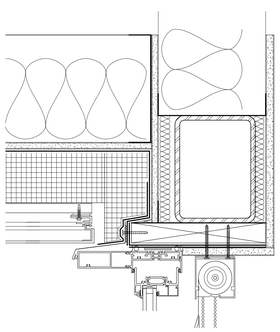

13 A6.25 **Window Head at Composite Metal Soffit**
Scale: 3" = 1'-0"

LAMOUREUX PAGANO ASSOCIATES, ARCHITECTS
108 GROVE STREET, SUITE 300
WORCESTER, MASSACHUSETTS 01605
MEMBER OF THE AMERICAN INSTITUTE OF ARCHITECTS
CONSULTANT

OWNER

Worcester Public Schools

Worcester, MA

Project North

PROJECT

FINAL BID PACKAGE

South High Community School

170 Apricot Street, Worcester, MA 01603

TITLE

Typical Window Details

Key Plan

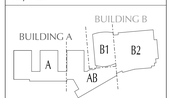

REVISIONS

No.	Description	Date

FILE:

DWN. BY: Author	JOB NO: #1611
CKD. BY: Checker	SCALE: As indicated
DATE: January 31, 2019	

A6.25

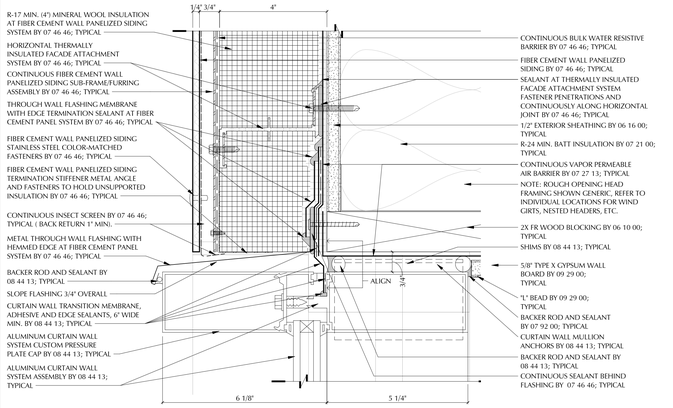

1 A6.26 Curtain Wall Head at Fiber Cement Panel Typical Notes
Scale: 6" = 1'-0"

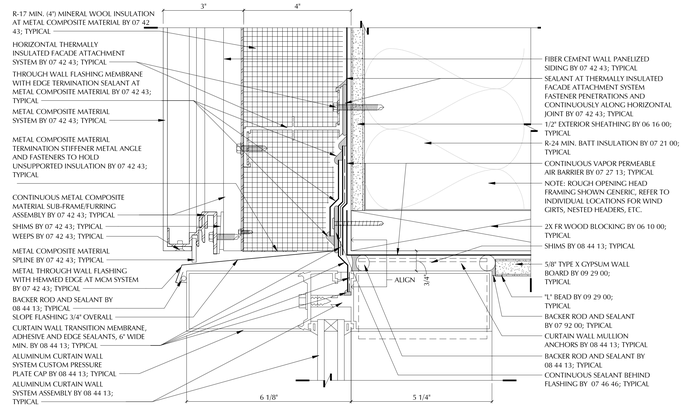

2 A6.26 Curtain Wall Head at Metal Composite Material Typical Notes
Scale: 6" = 1'-0"

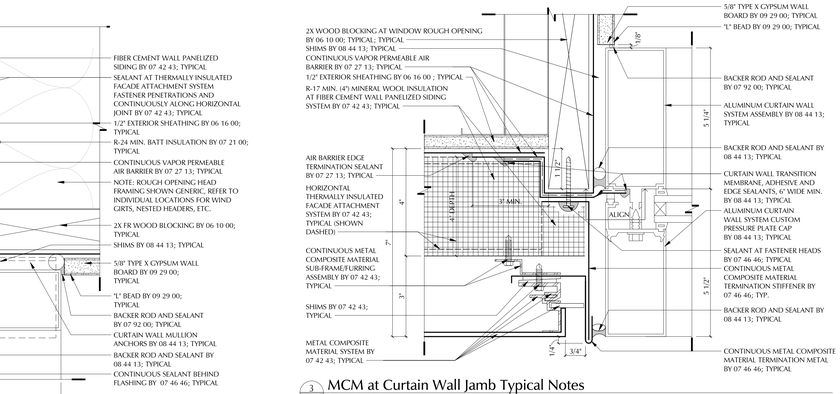

3 A6.26 MCM at Curtain Wall Jamb Typical Notes
Scale: 6" = 1'-0"

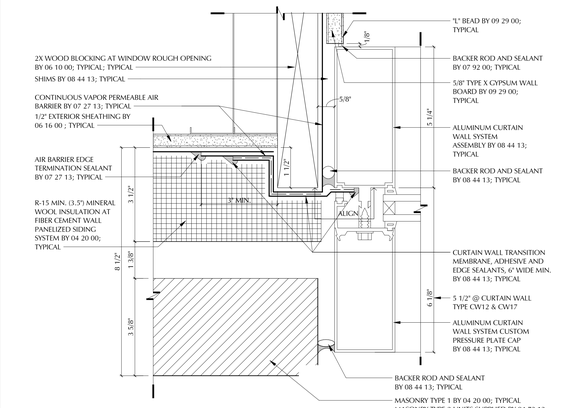

5 A6.26 Masonry to Curtain Wall Jamb Assembly 2 Typical Notes
Scale: 6" = 1'-0"

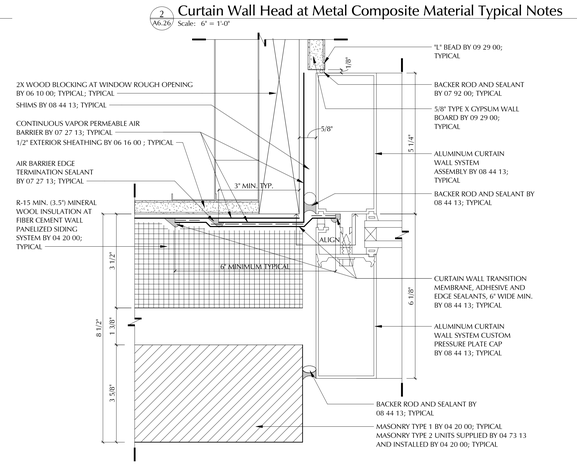

6 A6.26 Masonry to Curtain Wall Typical Notes
Scale: 6" = 1'-0"

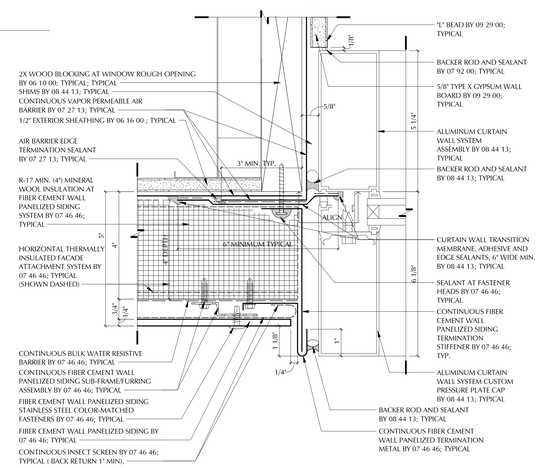

7 A6.26 Fiber Cement Siding at Curtain Wall Jamb Typical Notes
Scale: 6" = 1'-0"

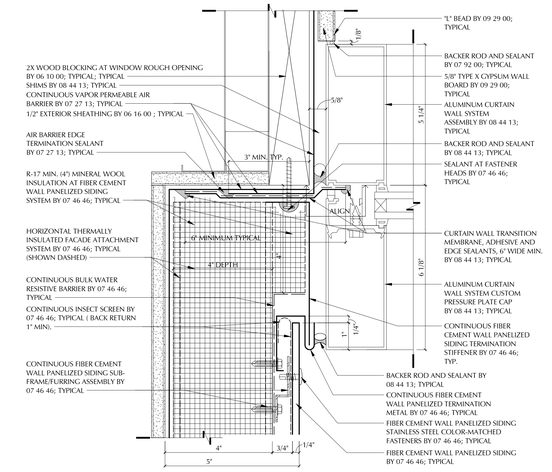

8 A6.26 Fiber Cement at Curtain Wall Jamb Typical Notes
Scale: 6" = 1'-0"

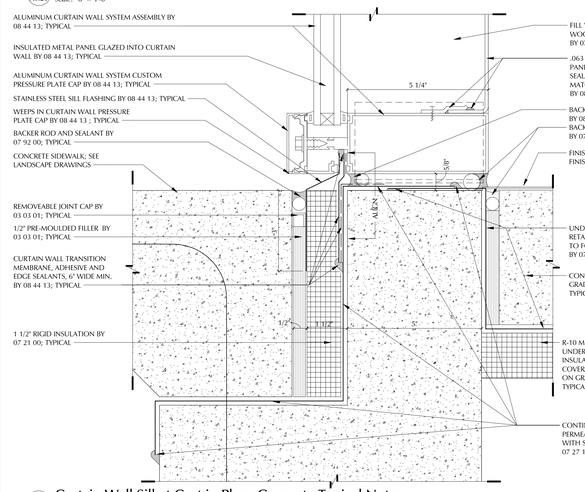

13 A6.26 Fiber Cement to Curtain Wall Jamb Assembly Typical Notes
Scale: 6" = 1'-0"

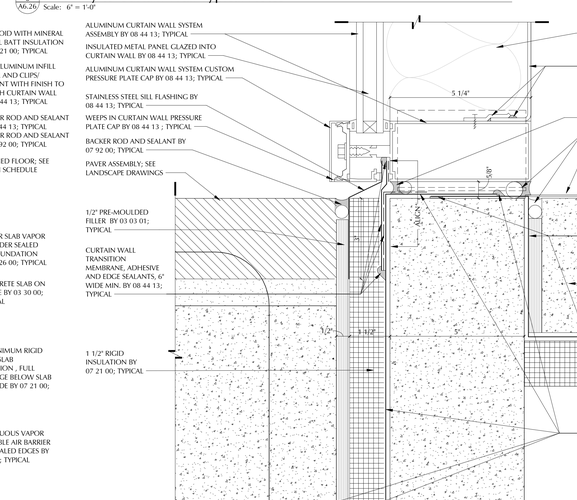

10 A6.26 Curtain Wall Sill at Pavers Typical Notes
Scale: 6" = 1'-0"

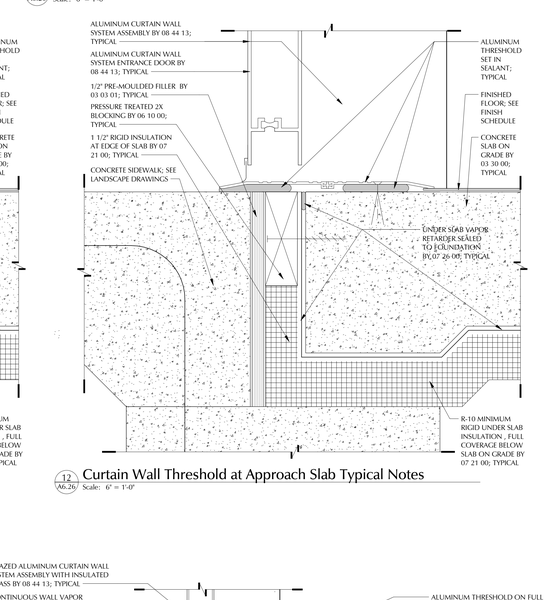

11 A6.26 Curtain Wall Threshold at Pavers Typical Notes
Scale: 6" = 1'-0"

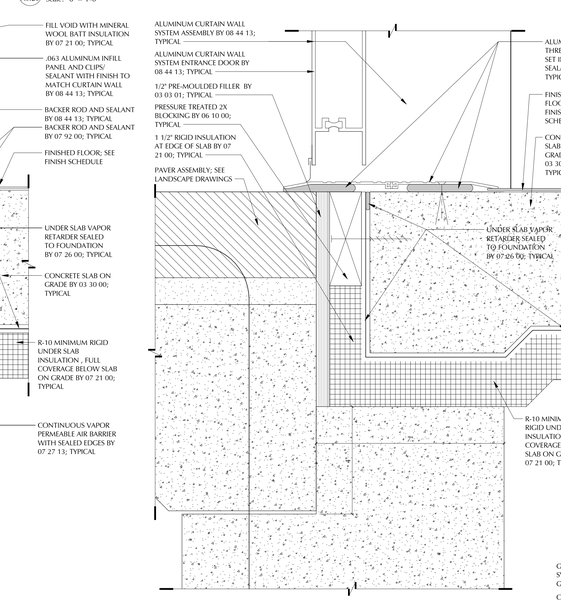

12 A6.26 Curtain Wall Threshold at Approach Slab Typical Notes
Scale: 6" = 1'-0"

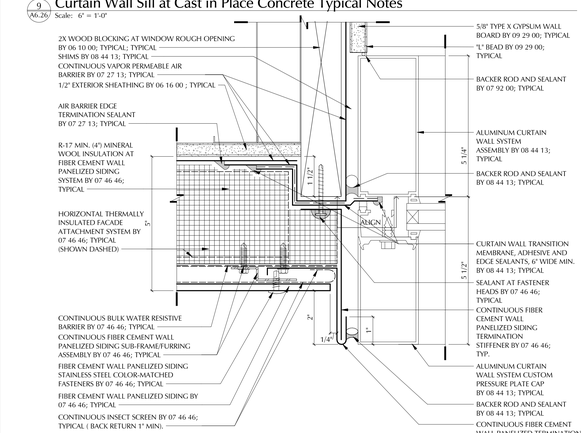

9 A6.26 Curtain Wall Sill at Cast in Place Concrete Typical Notes
Scale: 6" = 1'-0"

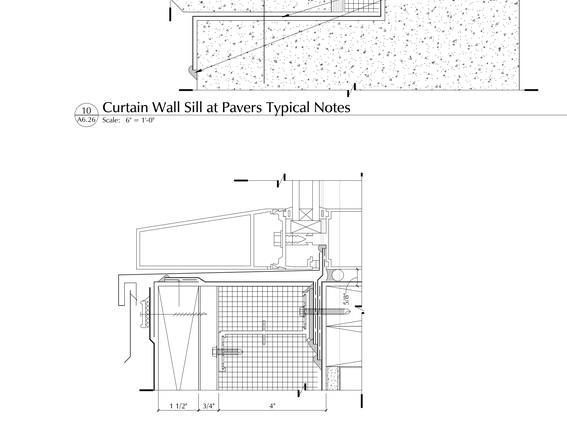

13 A6.26 Fiber Cement to Curtain Wall Jamb Assembly Typical Notes
Scale: 6" = 1'-0"

14 A6.26 Roofing to Curtain Wall Sill
Scale: 6" = 1'-0"

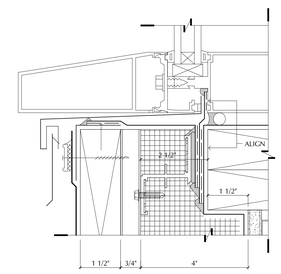

15 A6.26 Roofing to Curtain Wall Sill with Extended Blocking
Scale: 6" = 1'-0"

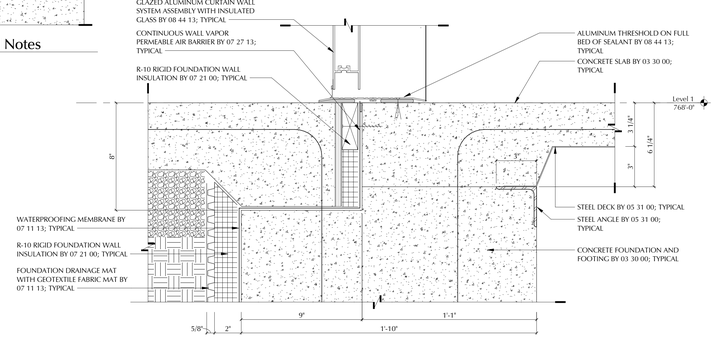

16 A6.26 Building B2 Curtain Wall CW# Threshold at Vestibule
Scale: 3" = 1'-0"

LAMOUREUX PAGANO ASSOCIATES.ARCHITECTS
108 GROVE STREET, SUITE 300
WORCESTER, MASSACHUSETTS 01605

MEMBER OF THE AMERICAN INSTITUTE OF ARCHITECTS

CONSULTANT

OWNER

Worcester Public Schools

Worcester, MA

Project North

PROJECT

FINAL BID PACKAGE

South High Community School

170 Apricot Street, Worcester, MA 01603

TITLE

Typical Curtain Wall Details

Key Plan

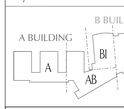

REVISIONS

No.	Description	Date

FILE:

DWN. BY: Author | JOB NO: #1611

CKD. BY: Checker | SCALE: As indicated

DATE: January 31, 2019

A6.26

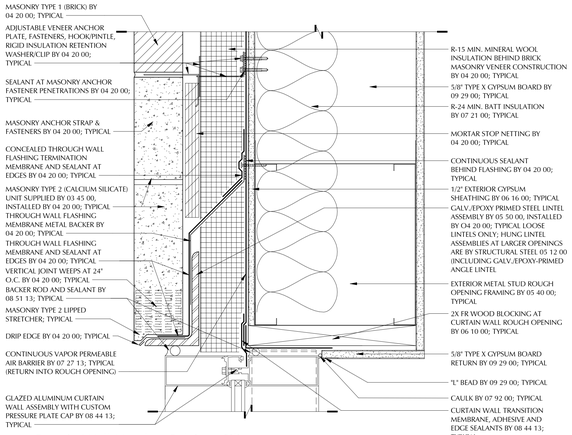

1 A6.27 — Curtain Wall Head at Calcium Silicate
Scale: 3" = 1'-0"

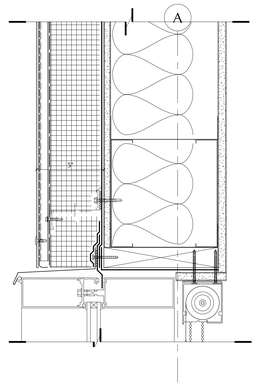

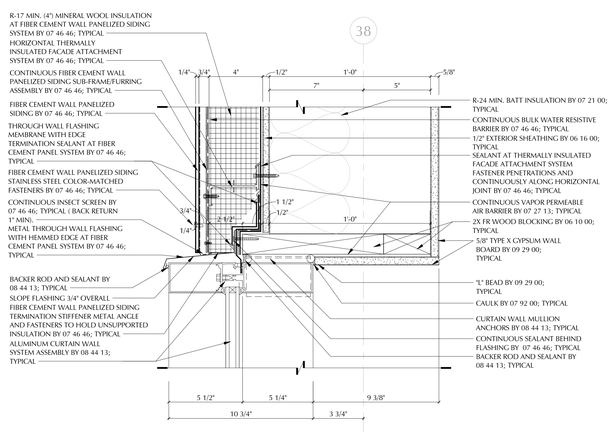

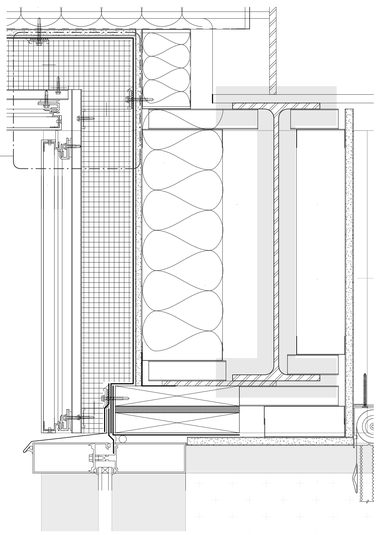

2 A6.27 — Curtain Wall at Fiber Cement Siding
Scale: 3" = 1'-0"

3 A6.27 — Building B2 Curtain Wall Head Detail at Stair #B3 and #B4
Scale: 3" = 1'-0"

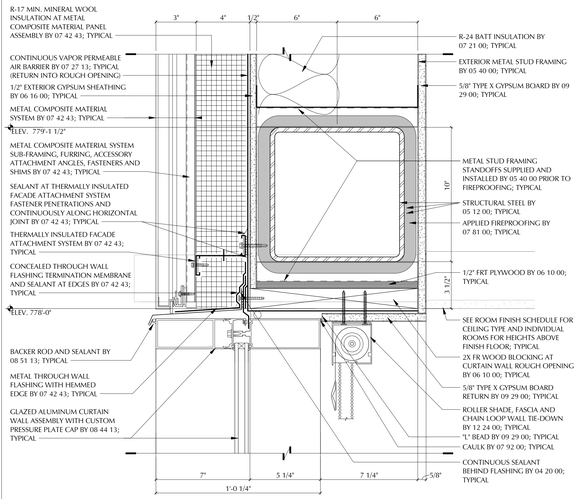

4 A6.27 — Curtain Wall Head at Composite Metal Panel
Scale: 3" = 1'-0"

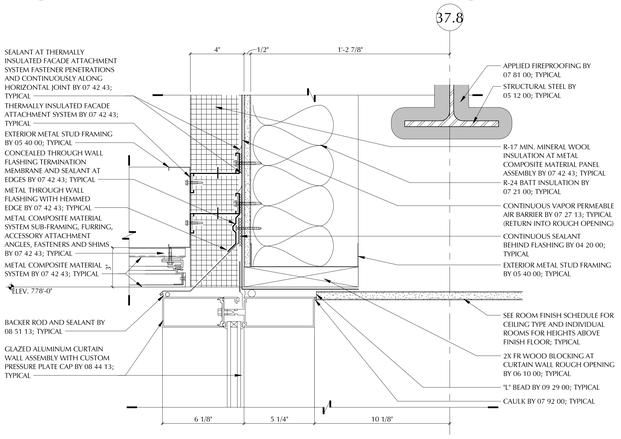

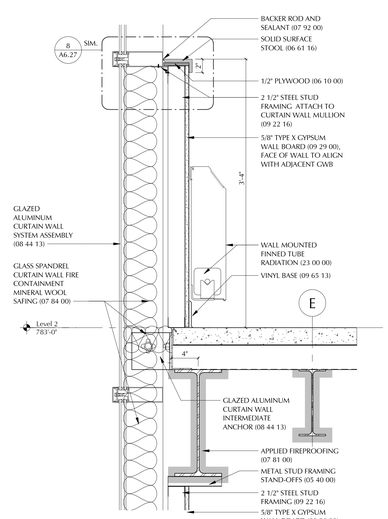

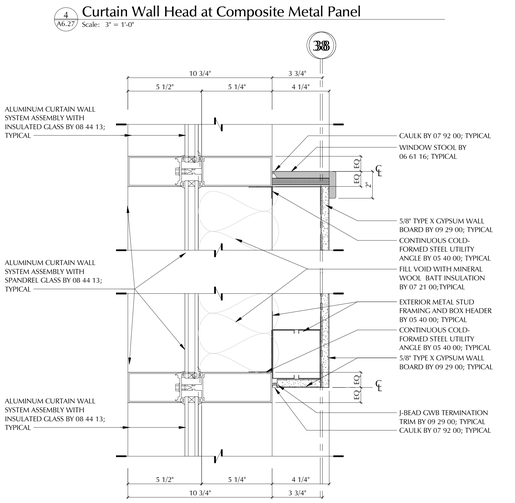

Building B2 Curtain Wall Horizontal Mullion at Stair #B3 and #B4
8 A6.27 Scale: 3" = 1'-0"

5 A6.27 — Building B2 Curtain Wall CW# Head at Lower Lobby
Scale: 3" = 1'-0"

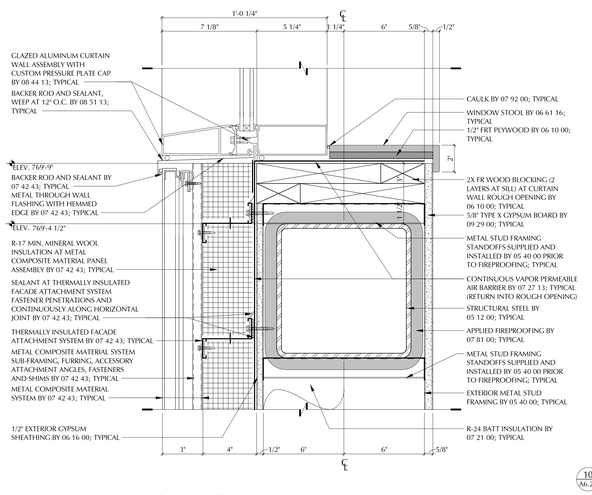

6 A6.27 — Building B2 Curtain Wall CW# Head at Vestibule
Scale: 3" = 1'-0"

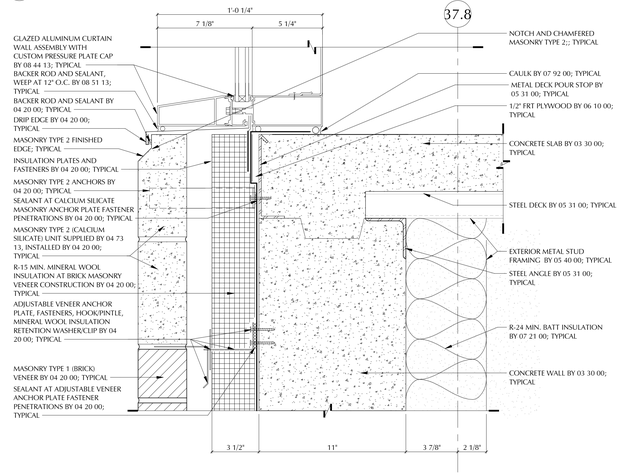

7 A6.27 — Curtain Wall Sill at Spandrel Glass at Floor Level
Scale: 1 1/2" = 1'-0"

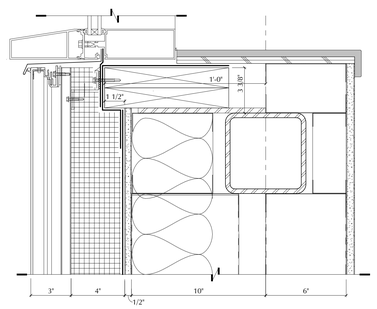

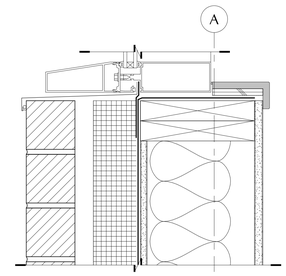

9 A6.27 — Building B2 Curtain Wall CW# Sill at Lower Lobby
Scale: 3" = 1'-0"

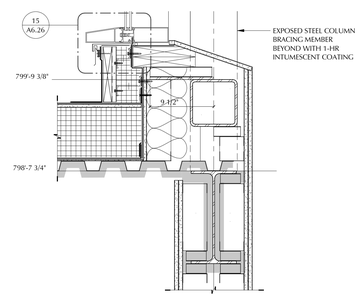

10 A6.27 — Building B2 Curtain Wall CW# Sill at Vestibule
Scale: 3" = 1'-0"

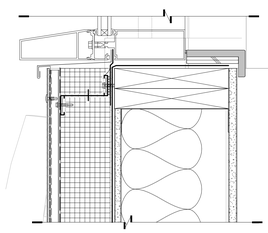

11 A6.27 — Curtain Wall Sill at Composite Metal Panel
Scale: 3" = 1'-0"

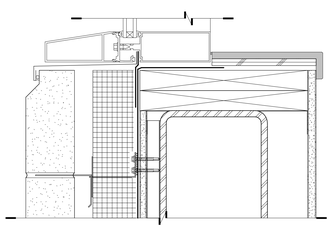

12 A6.27 — Curtain Wall Sill at Brick Masonry
Scale: 3" = 1'-0"

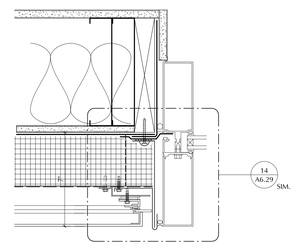

13 A6.27 — Building AB Media Center Curtain Wall at Roof
Scale: 1 1/2" = 1'-0"

14 A6.27 — Curtain Wall Sill at Fiber Cement Siding
Scale: 3" = 1'-0"

15 A6.27 — Curtain Wall Sill at Calcium Silicate
Scale: 3" = 1'-0"

166 A6.27 — Curtain Wall Jamb at Composite Metal Panel
Scale: 3" = 1'-0"

LAMOUREUX PAGANO ASSOCIATES, ARCHITECTS
108 GROVE STREET, SUITE 300
WORCESTER, MASSACHUSETTS 01605
MEMBER OF THE AMERICAN INSTITUTE OF ARCHITECTS
CONSULTANT

OWNER

Worcester Public Schools

Worcester, MA

Project North

PROJECT

FINAL BID PACKAGE

South High Community School

170 Apricot Street, Worcester, MA 01603

TITLE

Typical Curtain Wall Details

Key Plan

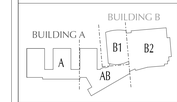

REVISIONS

No.	Description	Date

FILE:

DWN. BY: Author | JOB NO: #1611

CKD. BY: Checker | SCALE: As indicated

DATE: January 31, 2019

A6.27

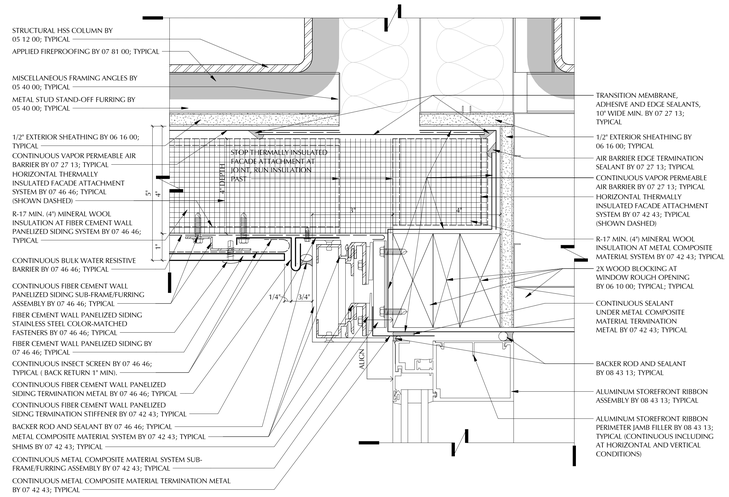

1 A6.28 Storefront Jamb at MCM Typical Notes
Scale: 6" = 1'-0"

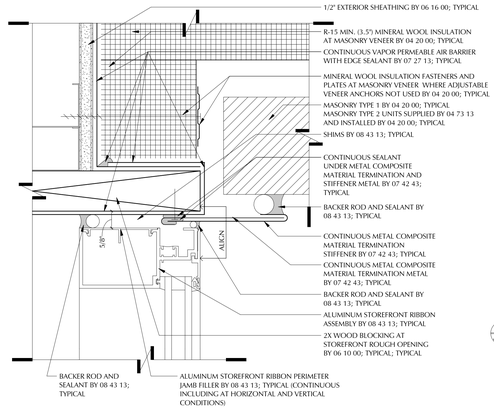

2 A6.28 Storefront Ribbon at Masonry Typical Details
Scale: 6" = 1'-0"

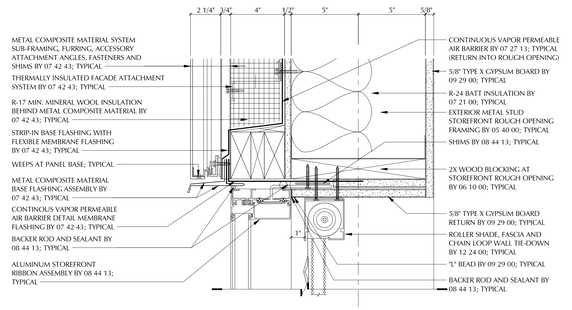

3 A6.28 Storefront Ribbon Head at Composite Metal Panel
Scale: 3" = 1'-0"

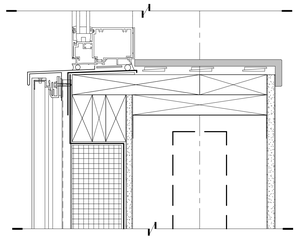

4 A6.28 Storefront Ribbon Sill at Composite Metal Panel
Scale: 3" = 1'-0"

5 A6.28 Storefront Ribbon Jamb at Spandrel Glass Mullion
Scale: 1 1/2" = 1'-0"

6 A6.28 Translucent Wall Head at Gymnasium - Jamb Similar
Scale: 3" = 1'-0"

7 A6.28 Translucent Wall Sill at Gymnasium
Scale: 3" = 1'-0"

LAMOUREUX PAGANO ASSOCIATES. ARCHITECTS
108 GROVE STREET, SUITE 300
WORCESTER, MASSACHUSETTS 01605
MEMBER OF THE AMERICAN INSTITUTE OF ARCHITECTS
CONSULTANT

OWNER

Worcester Public Schools

Worcester, MA

Project North

PROJECT

FINAL BID PACKAGE

South High Community School

170 Apricot Street, Worcester, MA 01603

TITLE

Typical Storefront Ribbon and Translucent Wall Details

Key Plan

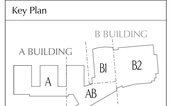

REVISIONS

No.	Description	Date

FILE:

DWN. BY: Author	JOB NO: #1611
CKD. BY: Checker	SCALE: As indicated
DATE: January 31, 2019	

A6.28

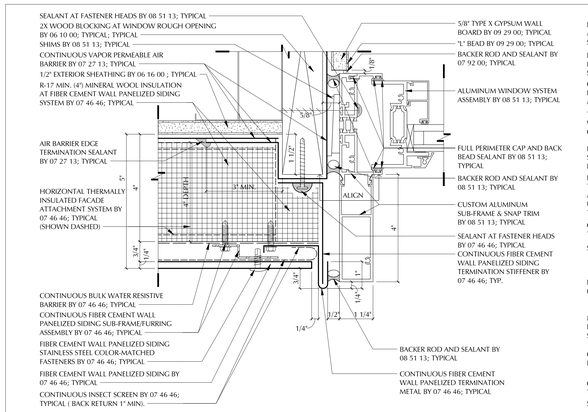

1 A6.29 Scale: 6" = 1'-0"

Fiber Cement Siding Termination Plan View at Window Jamb Typical Notes

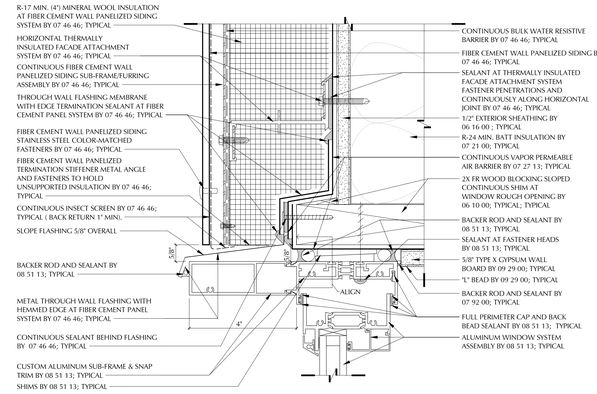

2 A6.29 Scale: 6" = 1'-0"

Window Head at Fiber Cement Typical Notes

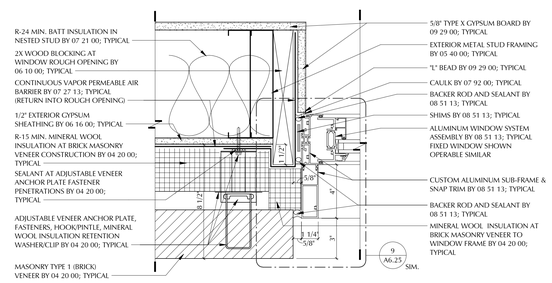

3 A6.29 Scale: 3" = 1'-0"

Window Jamb at Masonry

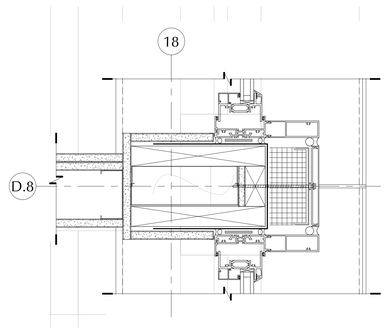

4 A6.29 Scale: 3" = 1'-0"

Window Mullion at Dividing Wall

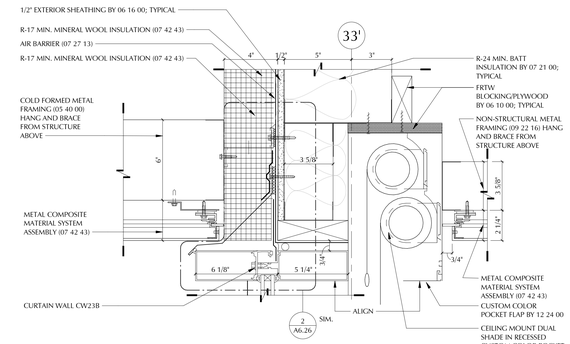

5 A6.29 Scale: 3" = 1'-0"

Building AB Curtain Wall CW23B Head at Col. Line 33

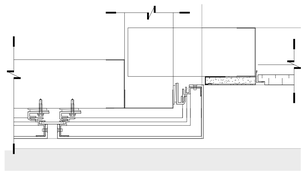

6 A6.29 Scale: 3" = 1'-0"

Building AB MCM Panel to Ceiling at Cafeteria

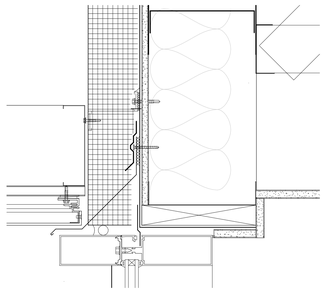

7 A6.29 Scale: 3" = 1'-0"

Curtain Wall Head at Canopy

8 A6.29 Scale: 1 1/2" = 1'-0"

0.1 Ground Floor Plan - Section B2 - Callout 8

9 A6.29 Scale: 1 1/2" = 1'-0"

0.1 Ground Floor Plan - Section B2 - Callout 9

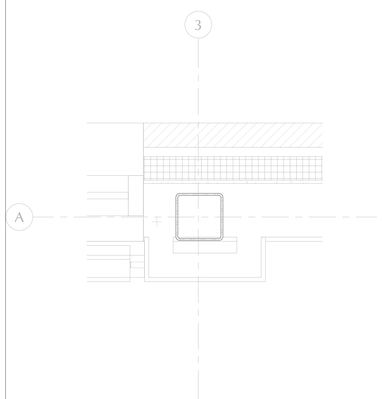

10 A6.29 Scale: 1 1/2" = 1'-0"

1.1 Level 1 Floor Plan - Section A - Callout 7

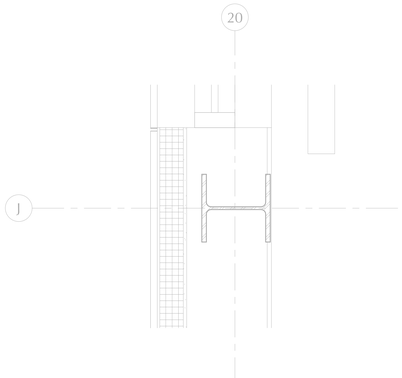

11 A6.29 Scale: 1 1/2" = 1'-0"

1.1 Level 1 Floor Plan - Section B1 - Callout 2

12 A6.29 Scale: 1 1/2" = 1'-0"

2.1 Level 2 Floor Plan - Section A - Callout 2

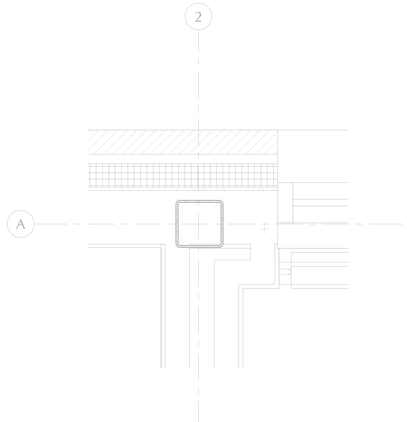

13 A6.29 Scale: 1 1/2" = 1'-0"

Building A - Callout 6

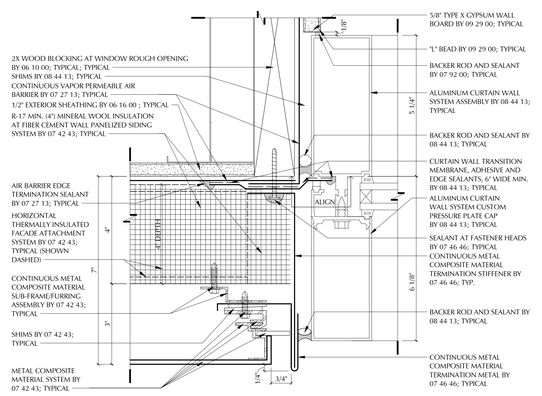

14 A6.29 Scale: 6" = 1'-0"

MCM at Curtain Wall Jamb Typical Notes

LAMOUREUX PAGANO ASSOCIATES, ARCHITECTS
108 GROVE STREET, SUITE 300
WORCESTER, MASSACHUSETTS 01605

MEMBER OF
THE AMERICAN INSTITUTE OF ARCHITECTS

CONSULTANT

OWNER

Worcester Public Schools

Worcester, MA

Project North

PROJECT

FINAL BID PACKAGE

South High Community School

170 Apricot Street, Worcester, MA 01603

TITLE

Curtain Wall, Storefront and Window Details

Key Plan



REVISIONS

No.	Description	Date

FILE:

DWN. BY: Author	JOB NO: #1611
CKD. BY: Checker	SCALE: As indicated

DATE: January 31, 2019

A6.29

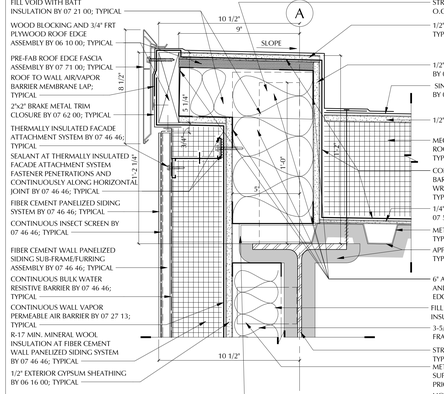

1 A6.31 Roof Edge at Fiber Cement Siding Assembly Type 1
Scale: 3" = 1'-0"

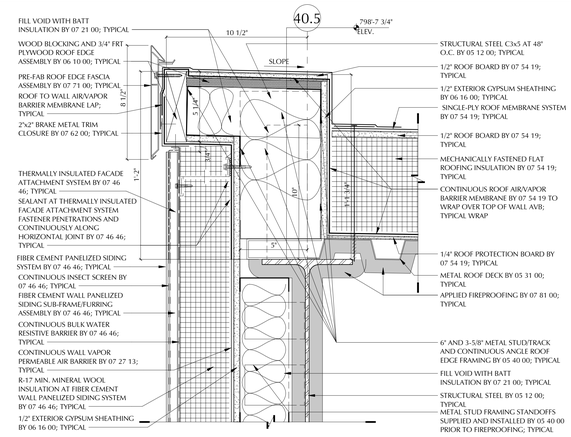

2 A6.31 Roof Edge at Fiber Cement Siding Assembly Type 2
Scale: 3" = 1'-0"

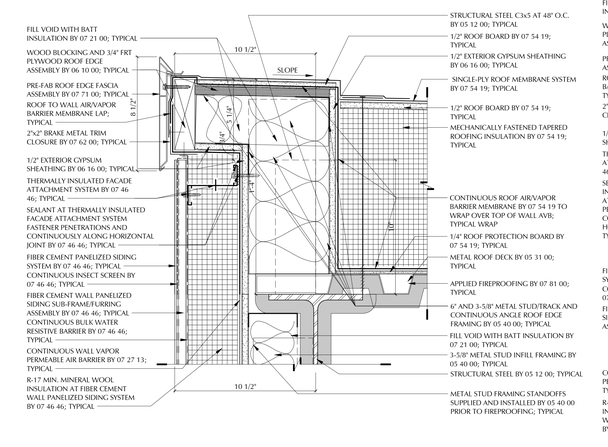

3 A6.31 Roof Edge at Fiber Cement Siding Assembly Type 3
Scale: 3" = 1'-0"

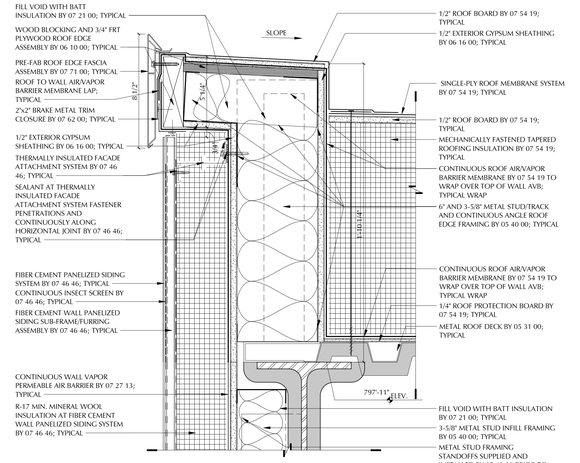

4 A6.31 Roof Edge at Fiber Cement Siding Assembly Type 4
Scale: 3" = 1'-0"

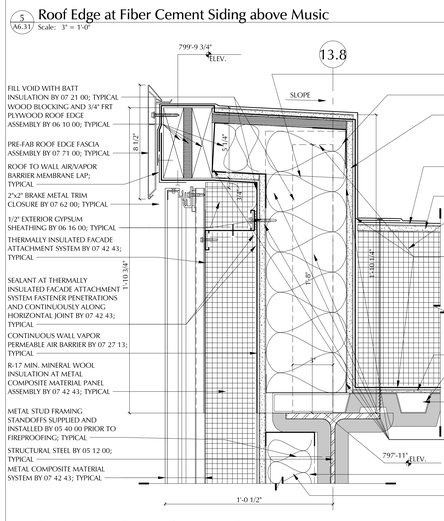

5 A6.31 Roof Edge at Fiber Cement Siding above Music
Scale: 3" = 1'-0"

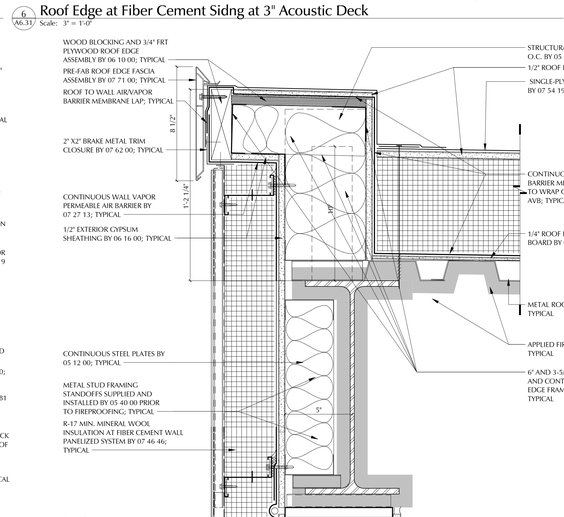

6 A6.31 Roof Edge at Fiber Cement Sidng at 3" Acoustic Deck
Scale: 3" = 1'-0"

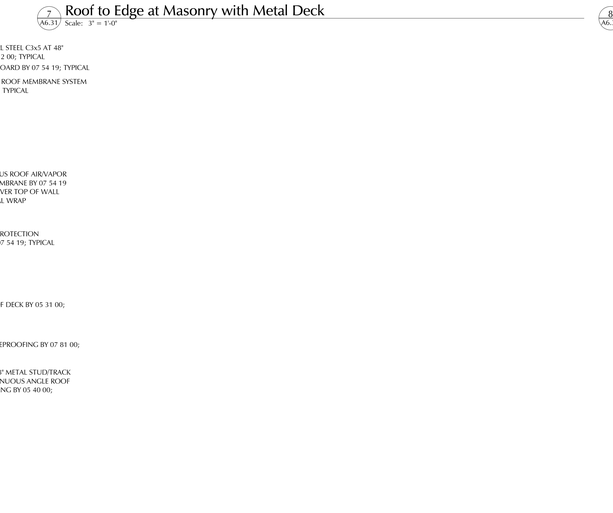

7 A6.31 Roof to Edge at Masonry with Metal Deck
Scale: 3" = 1'-0"

8 A6.31 Roof Edge at Masonry with Structural Concrete Roof Deck
Scale: 3" = 1'-0"



9 A6.31 Roof Edge at Composite Metal Panel
Scale: 3" = 1'-0"

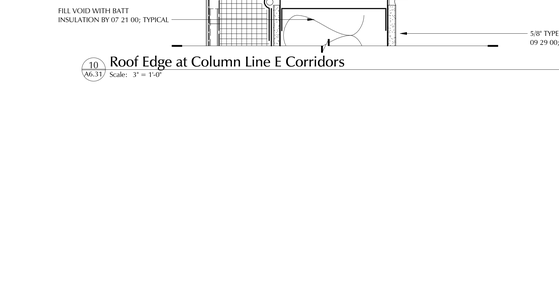

10 A6.31 Roof Edge at Column Line E Corridors
Scale: 3" = 1'-0"

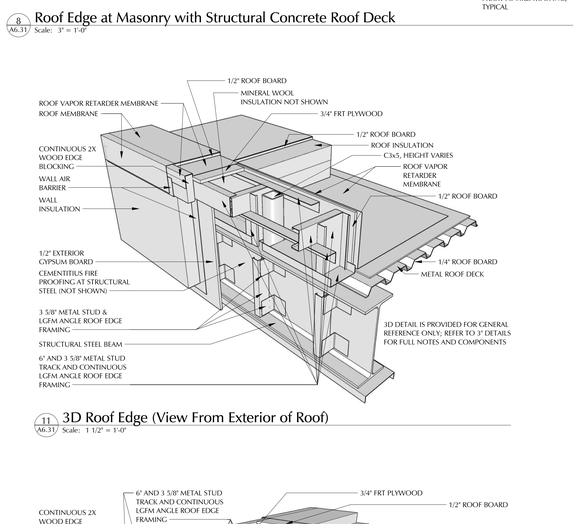

11 A6.31 3D Roof Edge (View From Exterior of Roof)
Scale: 1 1/2" = 1'-0"

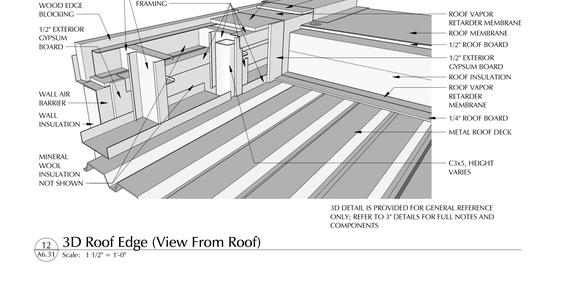

12 A6.31 3D Roof Edge (View From Roof)
Scale: 1 1/2" = 1'-0"

6" AND 3 5/8" METAL STUD TRACK AND CONTINUOUS LGFM ANGLE ROOF EDGE FRAMING
3/4" FRT PLYWOOD
1/2" ROOF BOARD
CONTINUOUS 2X WOOD EDGE BLOCKING
ROOF VAPOR RETARDER MEMBRANE
1/2" EXTERIOR GYPSUM BOARD
ROOF MEMBRANE
1/2" ROOF BOARD
1/2" EXTERIOR GYPSUM BOARD
ROOF INSULATION
ROOF VAPOR RETARDER MEMBRANE
WALL AIR BARRIER
1/4" ROOF BOARD
WALL INSULATION
METAL ROOF DECK
MINERAL WOOL INSULATION NOT SHOWN
C3x5, HEIGHT VARIES
3D DETAI

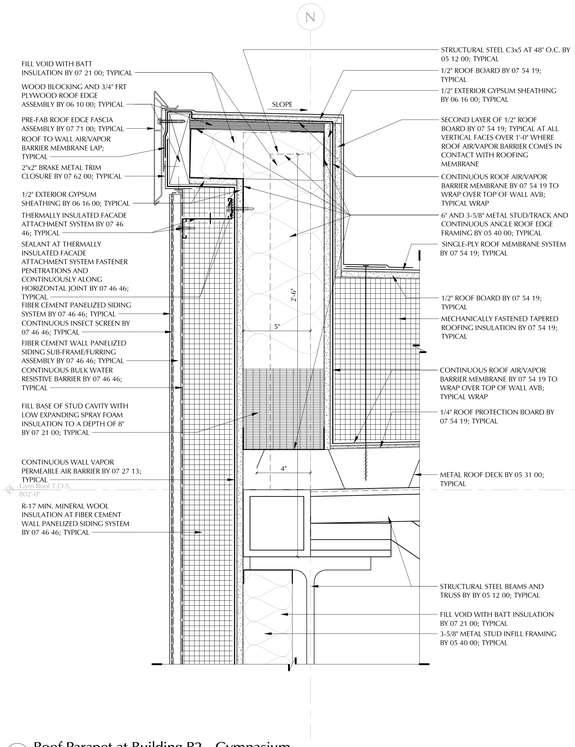

1 A6.32 Roof Parapet at Building B2 - Gymnasium
Scale: 3" = 1'-0"

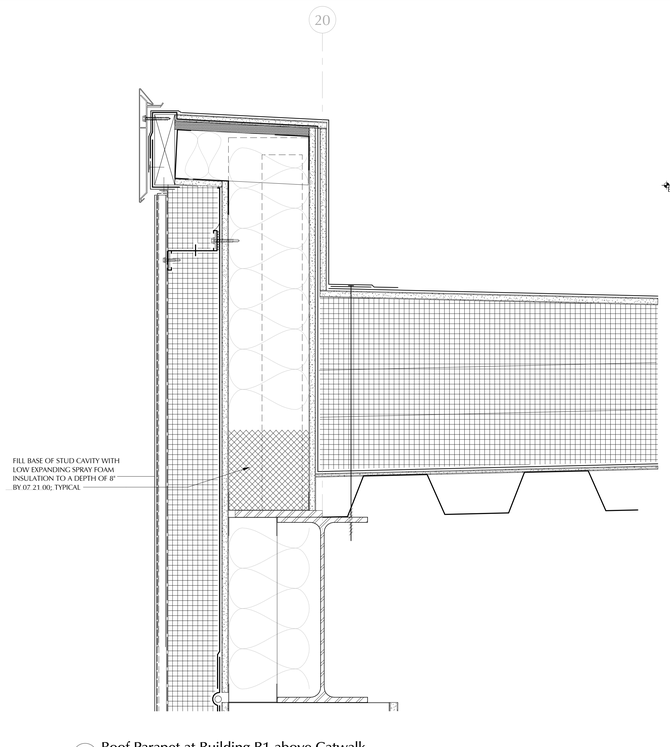

2 A6.32 Roof Parapet at Building B1 above Catwalk
Scale: 3" = 1'-0"

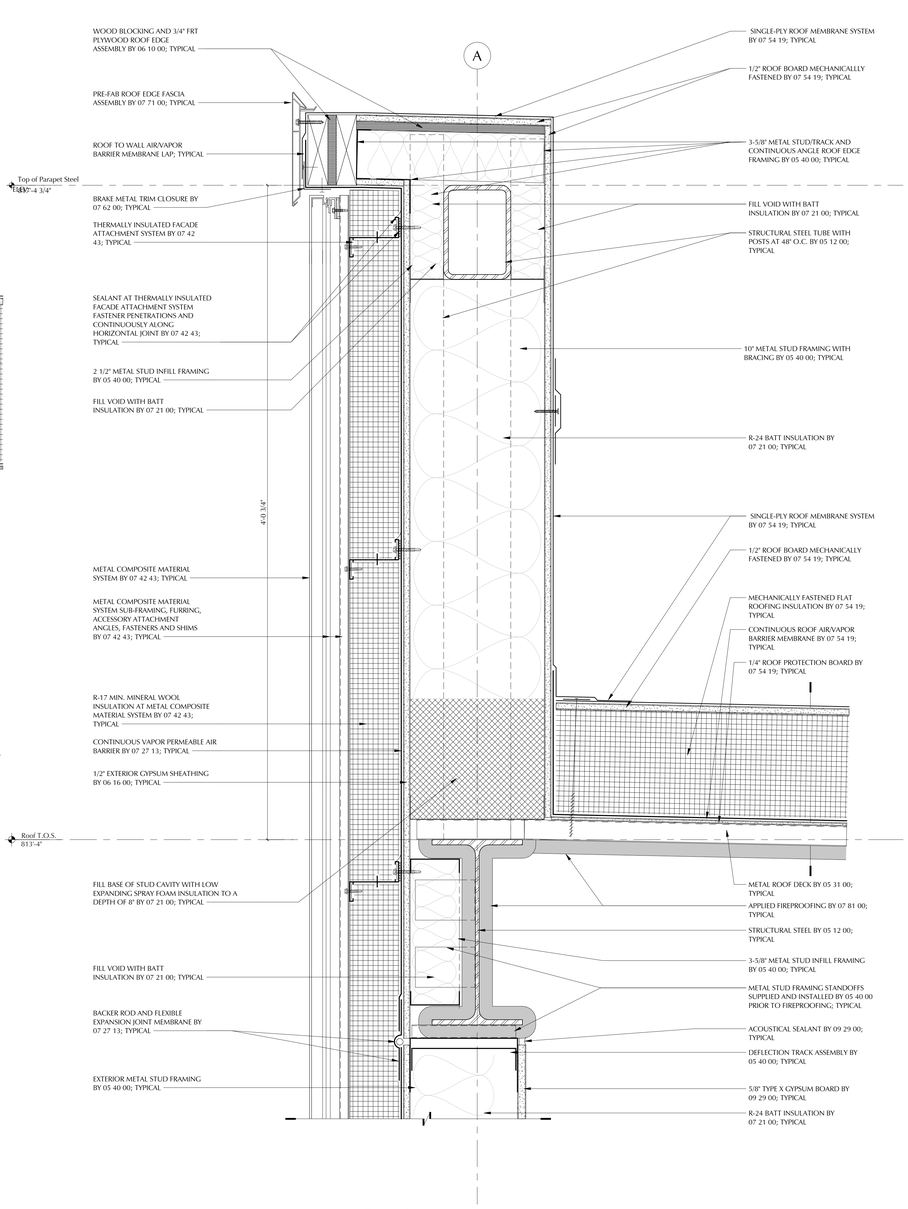

3 A6.32 Composite Wall Panel Parapet at Common Rooms
Scale: 3" = 1'-0"

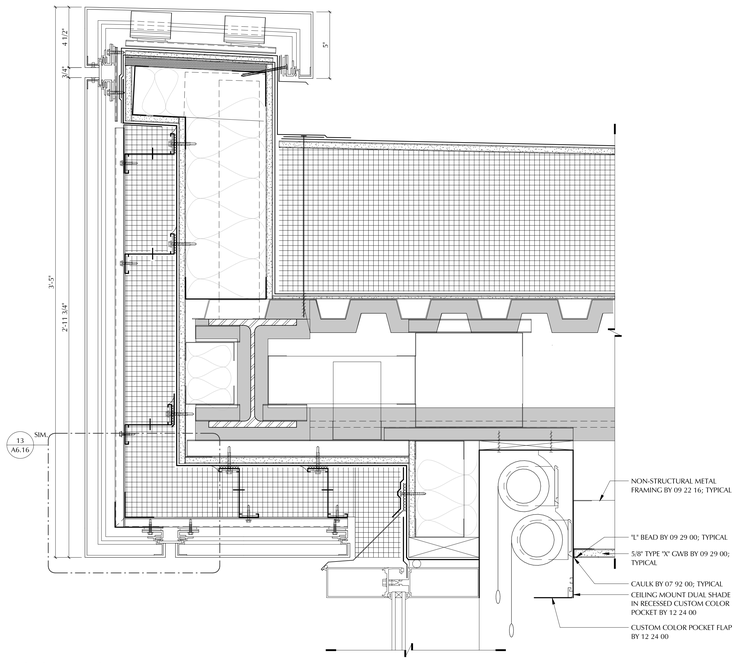

4 A6.32 Roof Edge at Cafeteria
Scale: 3" = 1'-0"

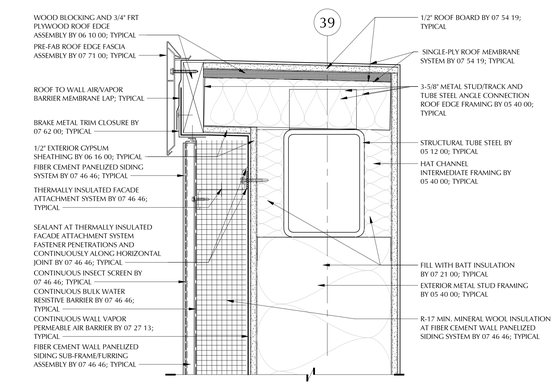

5 A6.32 Roof Edge at High Parapet
Scale: 3" = 1'-0"

LAMOUREUX PAGANO ASSOCIATES, ARCHITECTS
108 GROVE STREET, SUITE 300
WORCESTER, MASSACHUSETTS 01605

MEMBER OF
THE AMERICAN INSTITUTE OF ARCHITECTS

CONSULTANT

OWNER

Worcester Public Schools

Worcester, MA

Project North

PROJECT

FINAL BID PACKAGE

South High Community School

170 Apricot Street, Worcester, MA 01603

TITLE

Roof Details

Key Plan

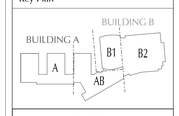

REVISIONS

No.	Description	Date

FILE:

DWN. BY: Author	JOB NO: #1611
CKD. BY: Checker	SCALE: 3" = 1'-0"

DATE: January 31, 2019

A6.32

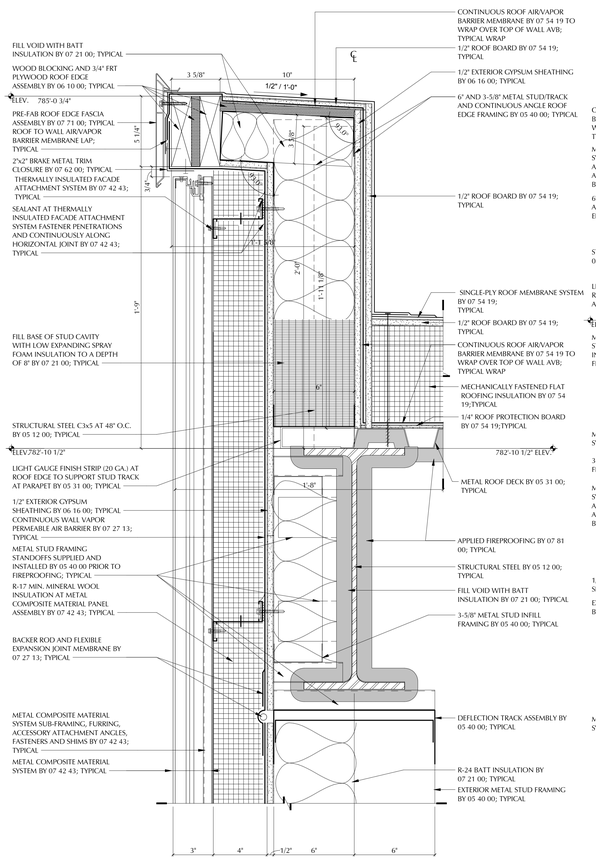

1 A6.33 ROOF PARAPET AT BUILDING B2 - LOWER LOBBY
Scale: 3" = 1'-0"

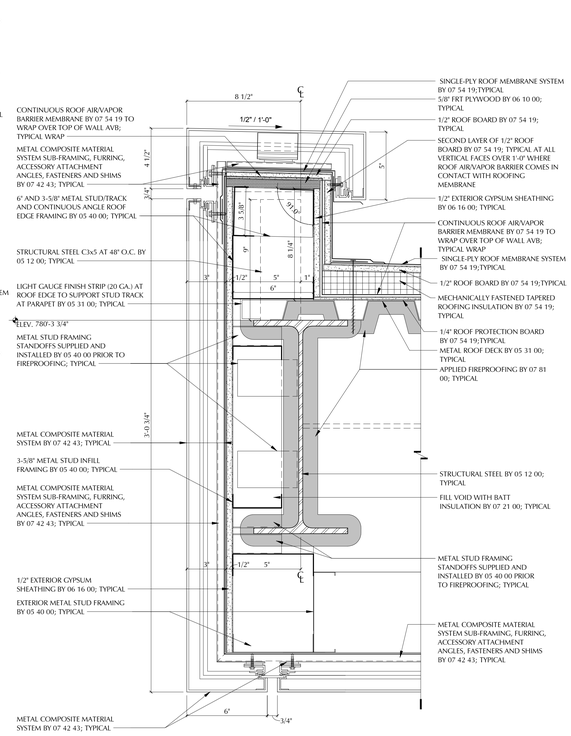

2 A6.33 ROOF PARAPET AT BUILDING B2 - ENTRY CANOPY
Scale: 3" = 1'-0"

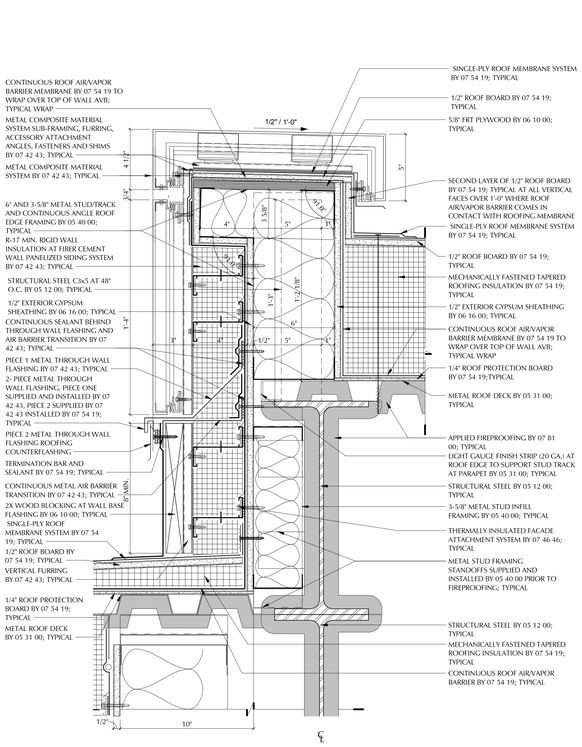

3 A6.33 ROOF PARAPET AT BUILDING B2 - VESTIBULE ENTRY
Scale: 3" = 1'-0"

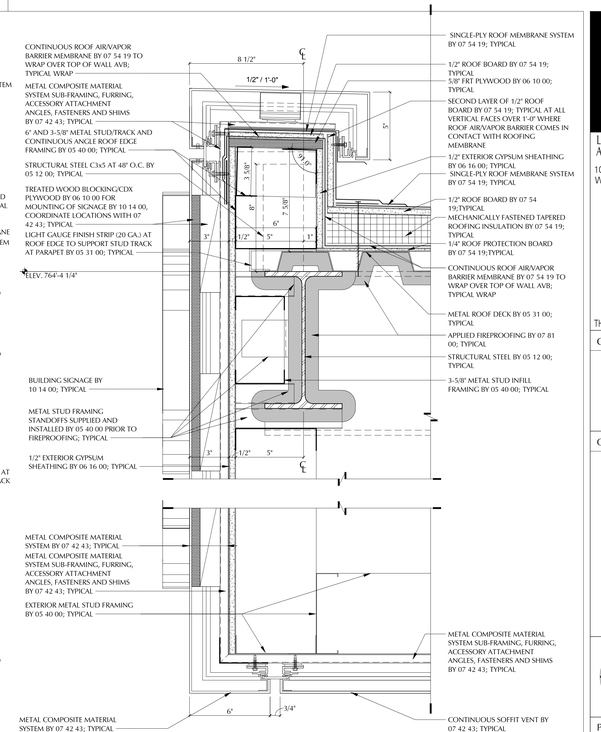

4 A6.33 ROOF PARAPET AT BUILDING B2 - ENTRY CANOPY
Scale: 3" = 1'-0"

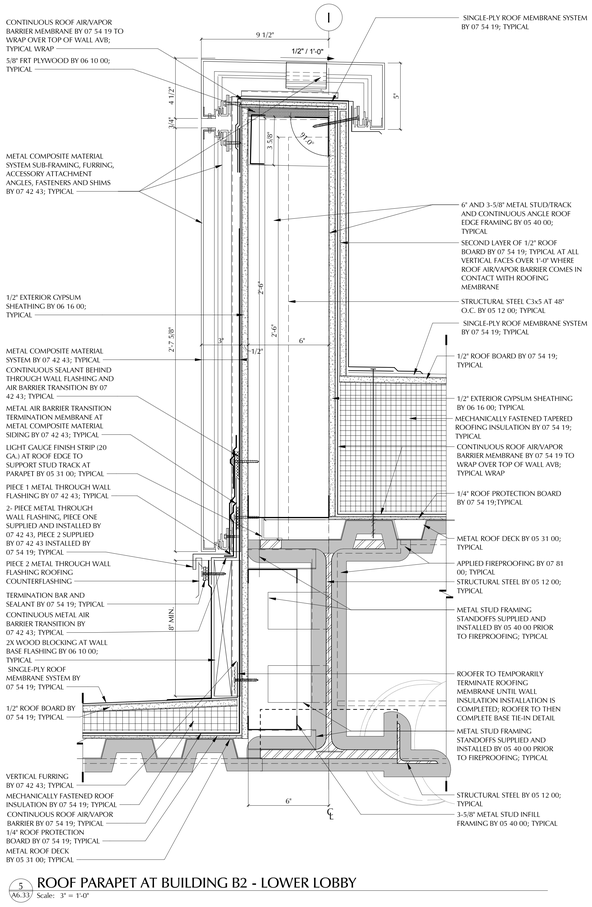

5 A6.33 ROOF PARAPET AT BUILDING B2 - LOWER LOBBY
Scale: 3" = 1'-0"

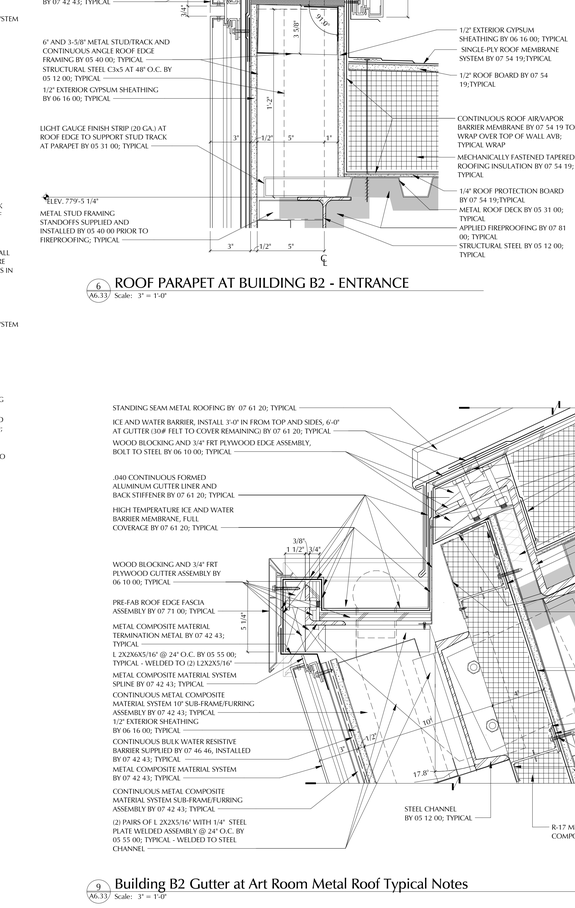

6 A6.33 ROOF PARAPET AT BUILDING B2 - ENTRANCE
Scale: 3" = 1'-0"

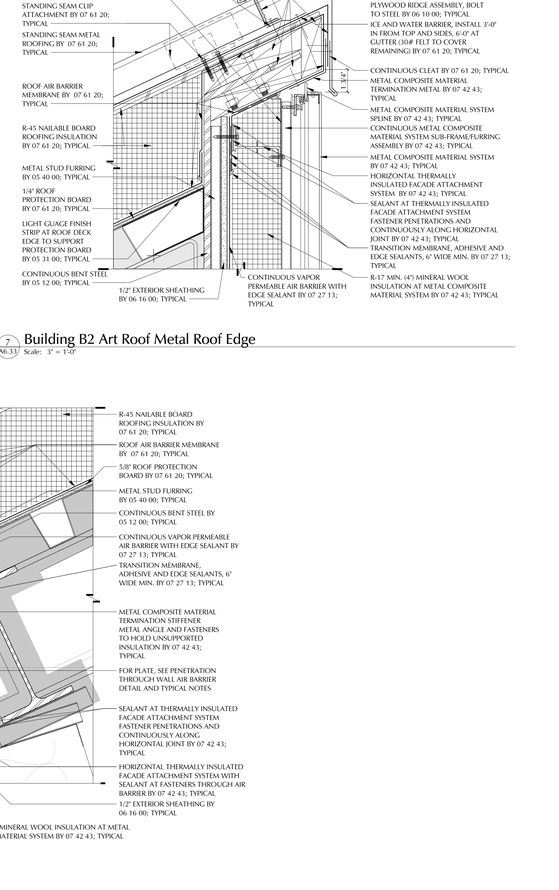

7 A6.33 Building B2 Art Roof Metal Roof Edge
Scale: 3" = 1'-0"

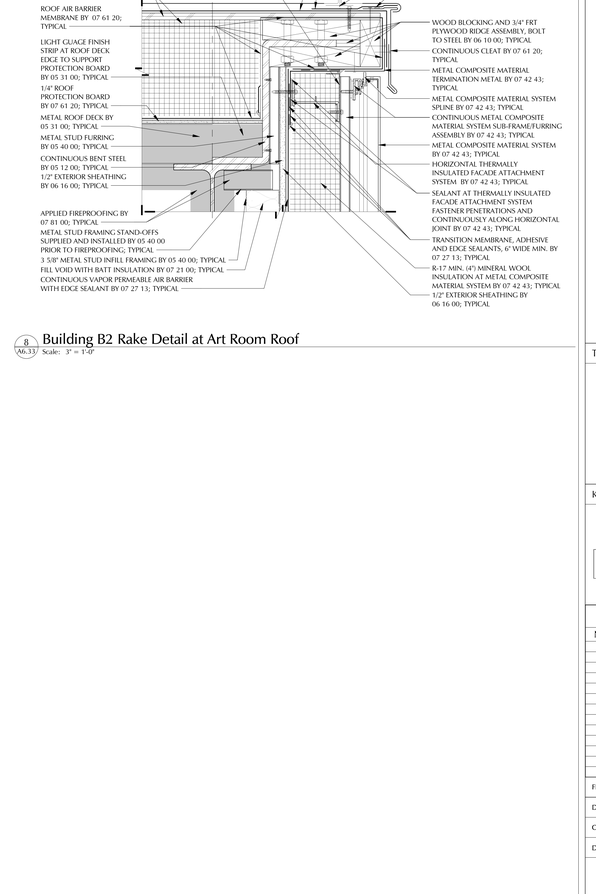

8 A6.33 Building B2 Rake Detail at Art Room Roof
Scale: 3" = 1'-0"

9 A6.33 Building B2 Gutter at Art Room Metal Roof Typical Notes
Scale: 3" = 1'-0"

LAMOUREUX PAGANO ASSOCIATES, ARCHITECTS
108 GROVE STREET, SUITE 300
WORCESTER, MASSACHUSETTS 01605

MEMBER OF THE AMERICAN INSTITUTE OF ARCHITECTS

CONSULTANT

OWNER

Worcester Public Schools

Worcester, MA

Project North

PROJECT

FINAL BID PACKAGE

South High Community School

170 Apricot Street, Worcester, MA 01603

TITLE

Roof Details

Key Plan

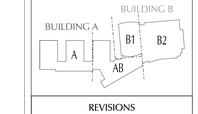

REVISIONS

No.	Description	Date

FILE:

DWN. BY: Author | JOB NO: #1611

CKD. BY: Checker | SCALE: 3" = 1'-0"

DATE: January 31, 2019

A6.33

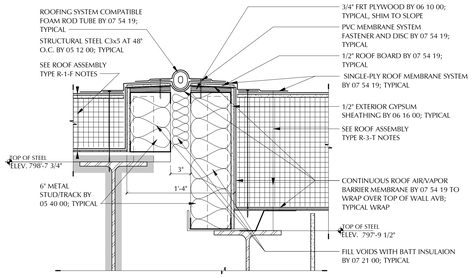

1 A6.34 Building AB Roof Building Expansion Joint at Column Line 46.9 / 47
Scale: 1 1/2" = 1'-0"

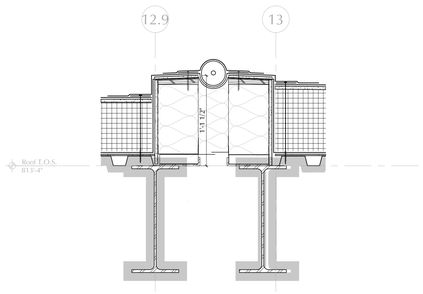

2 A6.34 Building A Roof Expansion Joint
Scale: 1 1/2" = 1'-0"

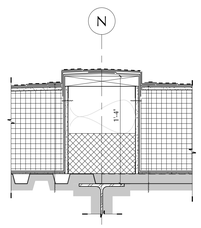

3 A6.34 Building B2 Roof Separation Curb at Column Line N
Scale: 1 1/2" = 1'-0"

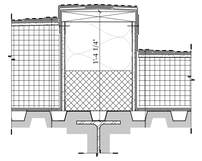

4 A6.34 Building AB Roof Separation Curb at Column Line AA.2
Scale: 1 1/2" = 1'-0"

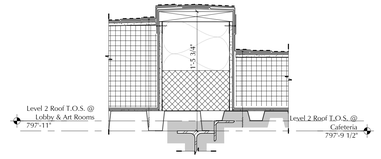

5 A6.34 Building AB Roof Separation Curb at Column Line 33
Scale: 1 1/2" = 1'-0"

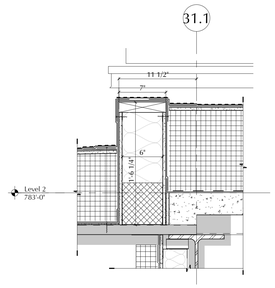

6 A6.34 Building B2 Roof Detail at Column Line 31.1
Scale: 1 1/2" = 1'-0"

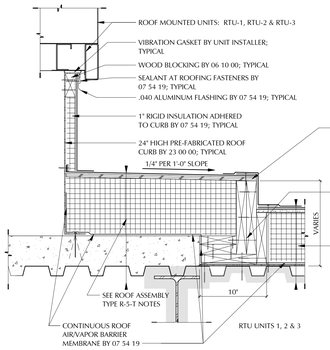

7 A6.34 Roof Curb at RTU-1, RTU-2, RTU-3
Scale: 1 1/2" = 1'-0"

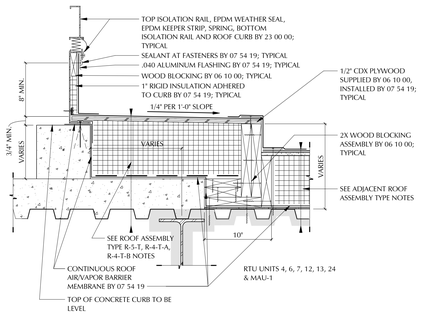

8 A6.34 RTU Curb at Raised Concrete Base
Scale: 1 1/2" = 1'-0"

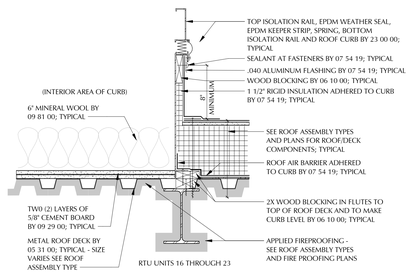

9 A6.34 Roof RTU Curb Not at Concrete Slab
Scale: 1 1/2" = 1'-0"

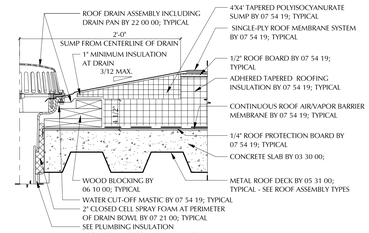

10 A6.34 Roof Drain at Concrete Slab
Scale: 1 1/2" = 1'-0"

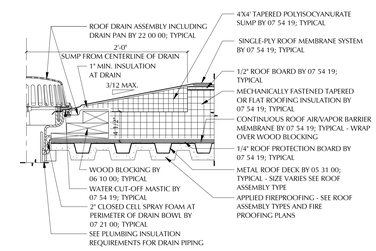

11 A6.34 Roof Drain
Scale: 1 1/2" = 1'-0"

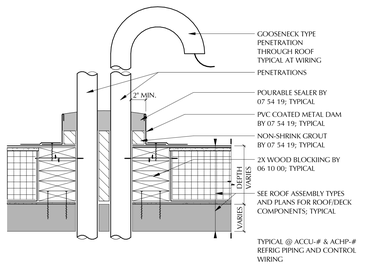

12 A6.34 Pourable Sealer Pocket at Penetration
Scale: 1 1/2" = 1'-0"

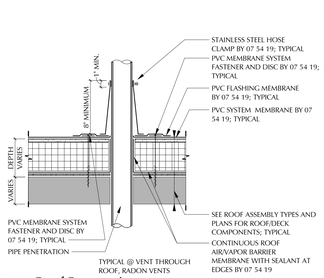

13 A6.34 Roof Penetration
Scale: 1 1/2" = 1'-0"

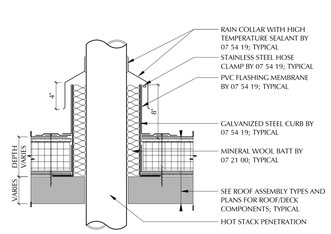

14 A6.34 Hot Stack Penetration
Scale: 1 1/2" = 1'-0"

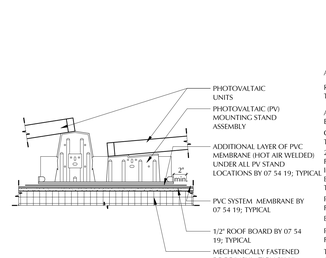

15 A6.34 Roof Photovaltaic Mounting Stand
Scale: 1 1/2" = 1'-0"

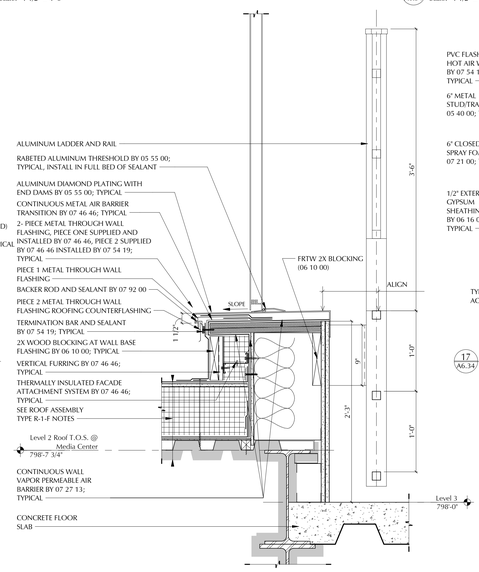

16 A6.34 Roof Access Door Threshold
Scale: 1 1/2" = 1'-0"

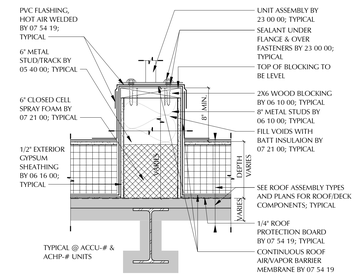

17 A6.34 Roof Sleeper
Scale: 1 1/2" = 1'-0"

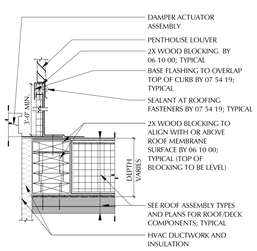

18 A6.34 ELEVATOR PENTHOUSE
Scale: 1 1/2" = 1'-0"

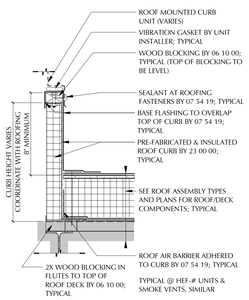

19 A6.34 Roof Curb
Scale: 1 1/2" = 1'-0"

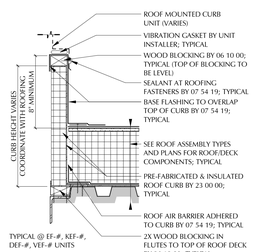

20 A6.34 Roof Curb
Scale: 1 1/2" = 1'-0"

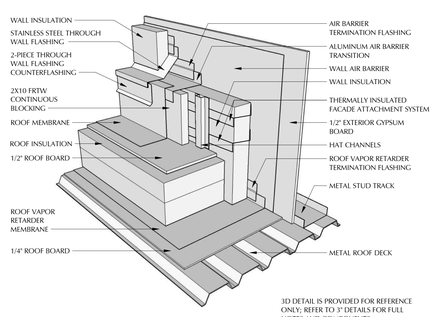

21 A6.34 3D at Roof to Wall
Scale: 1 1/2" = 1'-0"

LAMOUREUX PAGANO ASSOCIATES, ARCHITECTS
108 GROVE STREET, SUITE 300
WORCESTER, MASSACHUSETTS 01605
MEMBER OF THE AMERICAN INSTITUTE OF ARCHITECTS

CONSULTANT

OWNER

Worcester Public Schools

Worcester, MA

Project North

PROJECT

FINAL BID PACKAGE

South High Community School

170 Apricot Street, Worcester, MA 01603

TITLE

Roof Details

Key Plan

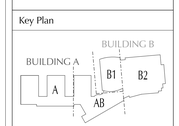

REVISIONS

No.	Description	Date

FILE:

DWN. BY: Author | JOB NO: #1611

CKD. BY: Checker | SCALE: 1 1/2" = 1'-0"

DATE: January 31, 2019

A6.34

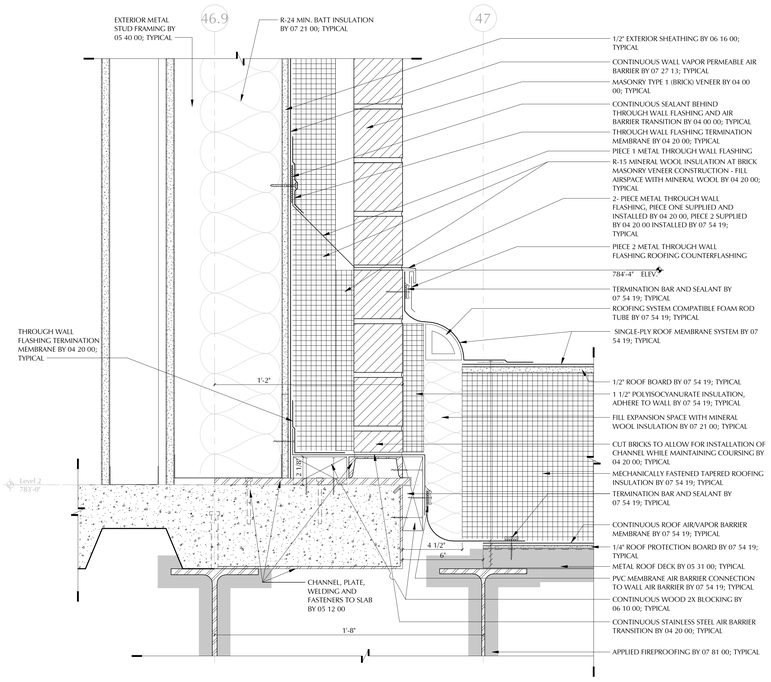

1 A6.35 **Building AB Roof Expansion Joint at Column Line 47**
Scale: 3" = 1'-0"

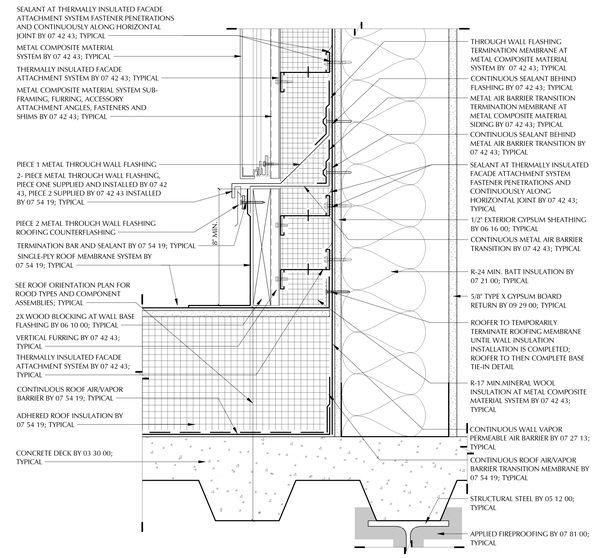

2 A6.35 **Roof to Composite Metal Panel at Structural Concrete Deck**
Scale: 3" = 1'-0"

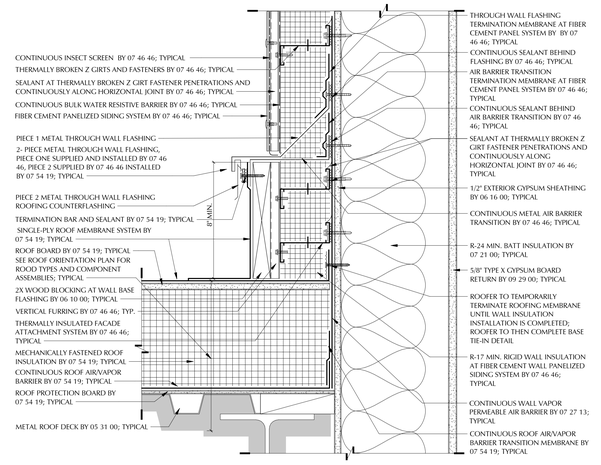

3 A6.35 **Roof to Wall at Fiber Cement Panel**
Scale: 3" = 1'-0"

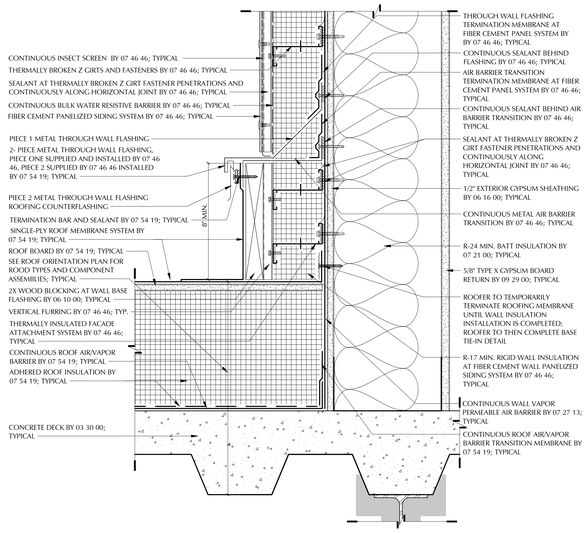

4 A6.35 **Roof to Fiber-Cement at Structural Concrete Roof Deck**
Scale: 3" = 1'-0"

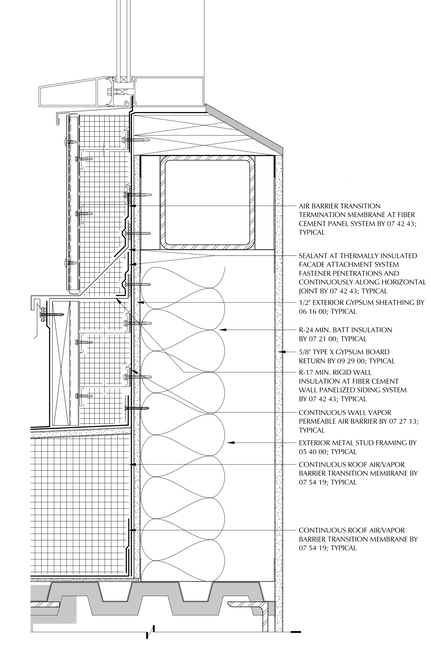

5 A6.35 **Roof to Wall Base at Curtain Wall**
Scale: 3" = 1'-0"

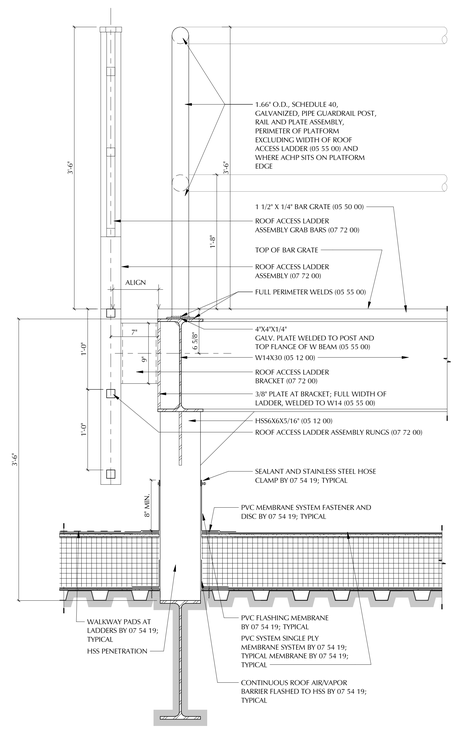

6 A6.35 **Roof Condenser Platform**
Scale: 1 1/2" = 1'-0"

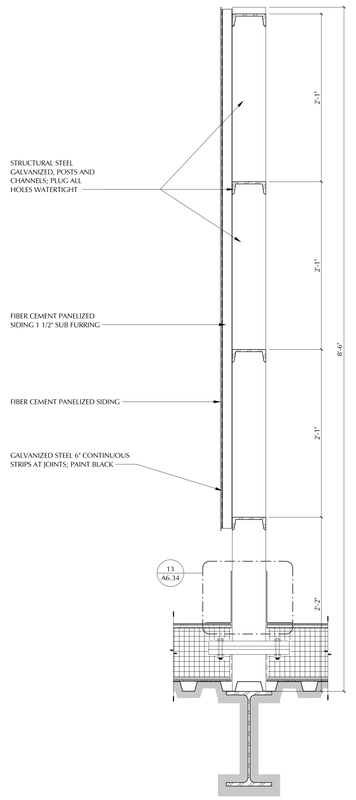

7 A6.35 **Mechanical Roof Screen**
Scale: 1 1/2" = 1'-0"

LAMOUREUX PAGANO ASSOCIATES, ARCHITECTS
108 GROVE STREET, SUITE 300
WORCESTER, MASSACHUSETTS 01605

MEMBER OF THE AMERICAN INSTITUTE OF ARCHITECTS

CONSULTANT

OWNER

Worcester Public Schools

Worcester, MA

Project North

PROJECT

FINAL BID PACKAGE

South High Community School

170 Apricot Street, Worcester, MA 01603

TITLE

Roof Details

Key Plan

BUILDING A
BUILDING B
A
B1
B2
AB

REVISIONS

No.	Description	Date

FILE:

DWN. BY: Author | JOB NO: #1611

CKD. BY: Checker | SCALE: As indicated

DATE: January 31, 2019

A6.35

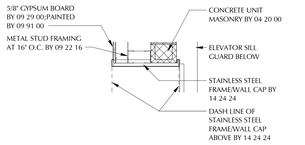

A A7.1 Typical Elevator Door Jamb Detail
Scales: 3/4" = 1'-0"

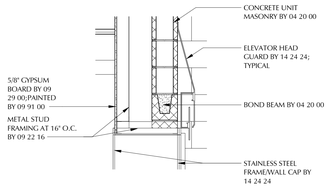

B A7.1 Typical Elevator Head Detail
Scales: 3/4" = 1'-0"

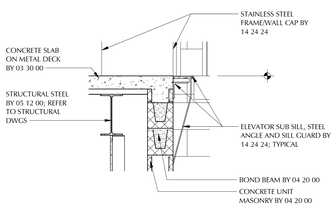

C A7.1 Typical Elevator Sill Detail at Deck
Scales: 3/4" = 1'-0"

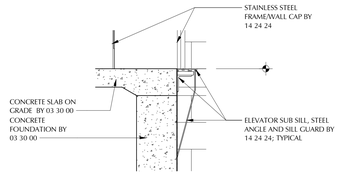

D A7.1 Typical Elevator Sill Detail at Slab
Scales: 3/4" = 1'-0"

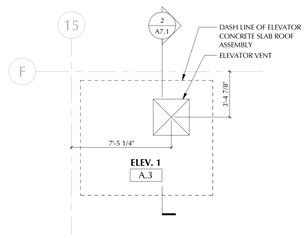

3 A7.1 Elev. 1 Third Roof Plan
Scales: 1/4" = 1'-0"

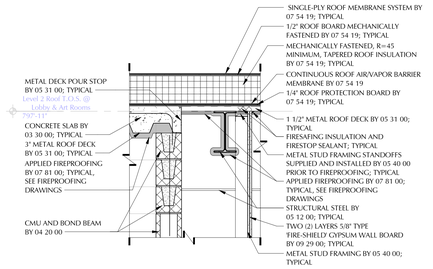

7 A7.1 Typical Elev. Roof Detail
Scales: 3/4" = 1'-0"

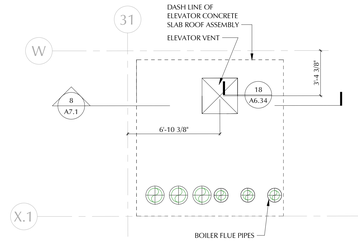

9 A7.1 Elevator #2 Roof Plan
Scales: 1/4" = 1'-0"

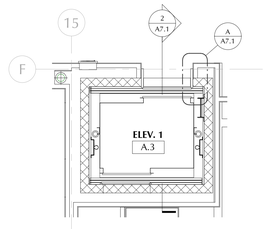

4 A7.1 Elev. 1 Third Floor
Scales: 1/4" = 1'-0"

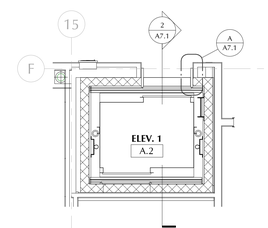

5 A7.1 Elev 1 Second Floor
Scales: 1/4" = 1'-0"

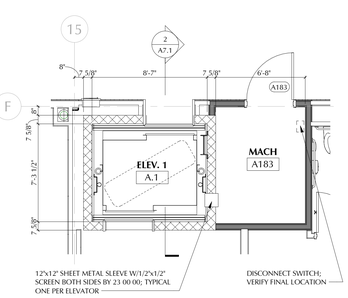

6 A7.1 Elevator #1 First Floor
Scales: 1/4" = 1'-0"

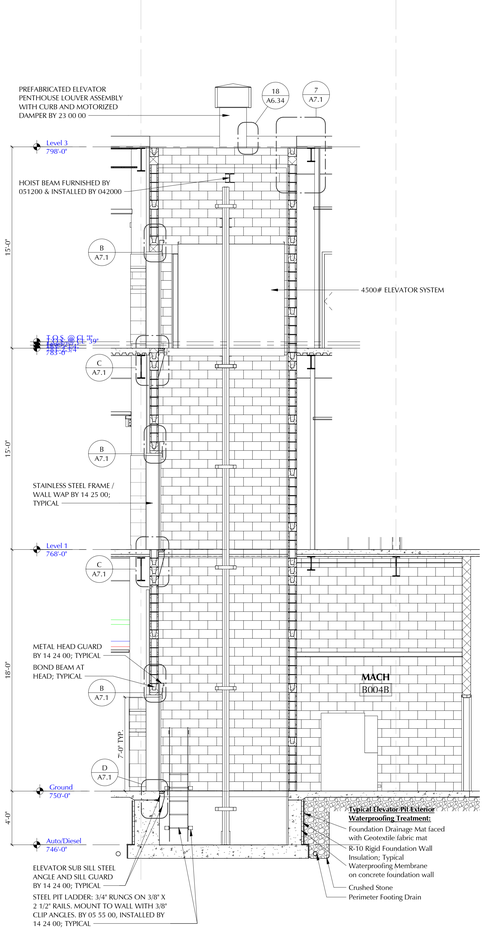

8 A7.1 Elevator #2 Section
Scales: 1/4" = 1'-0"

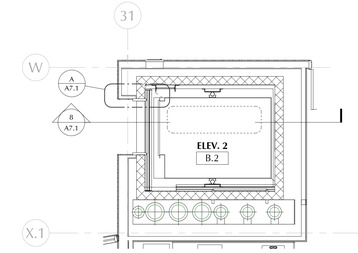

10 A7.1 Elevator #2 Second Floor Plan
Scales: 1/4" = 1'-0"

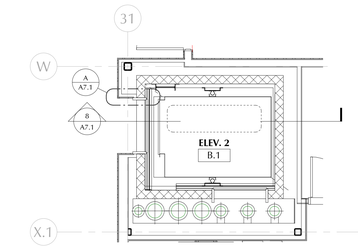

11 A7.1 Elevator #2 First Floor Plan
Scales: 1/4" = 1'-0"

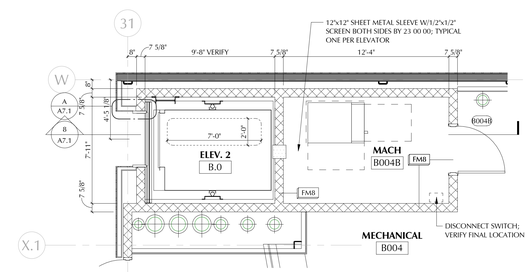

12 A7.1 Elevator #2 Ground Floor Plan
Scales: 1/4" = 1'-0"

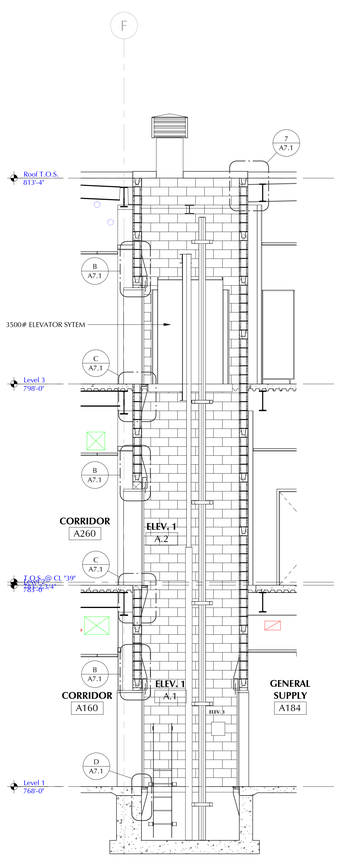

2 A7.1 Elevator 1 Section
Scales: 1/4" = 1'-0"

LAMOUREUX PAGANO
ASSOCIATES, ARCHITECTS
108 GROVE STREET, SUITE 300
WORCESTER, MASSACHUSETTS 01605

MEMBER OF
THE AMERICAN INSTITUTE OF ARCHITECTS

CONSULTANT

OWNER

Worcester Public Schools

Worcester, MA

Project North
Survey

PROJECT

FINAL BID PACKAGE

South High Community School

170 Apricot Street, Worcester, MA 01603

TITLE

Elevator Plans & Sections

Key Plan

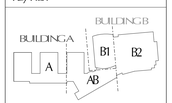

REVISIONS

No.	Description	Date

FILE:

DRAWN BY: Author
JOB NO.: #1611
CKD BY: Checker
SCALE: As indicated
DATE: January 31, 2019

A7.1

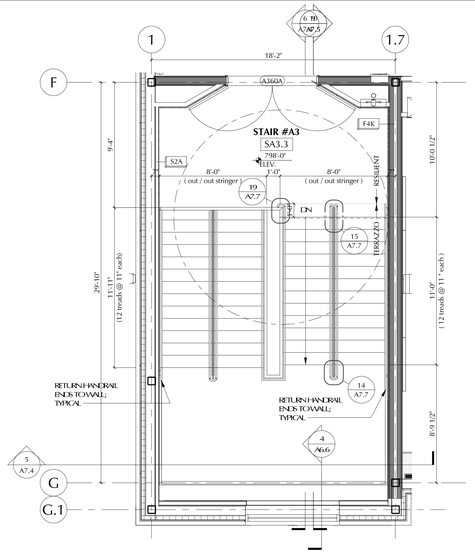

3 A7.2 Enlarged Plan @Stair #A3 - Third Floor
Scale: 1/4" = 1'-0"

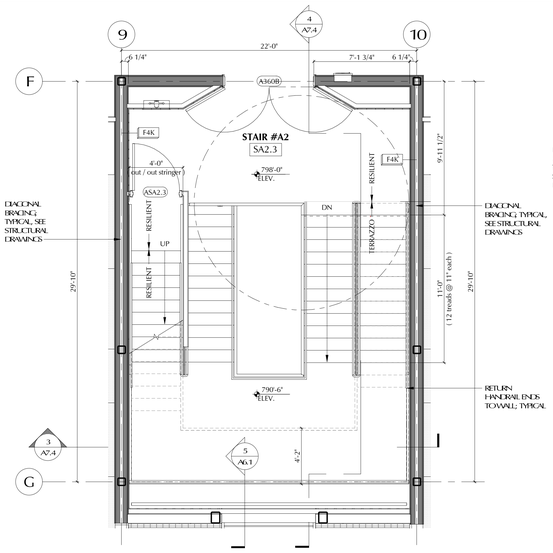

6 A7.2 Enlarged Plan @Stair #A2 - Third Floor
Scale: 1/4" = 1'-0"

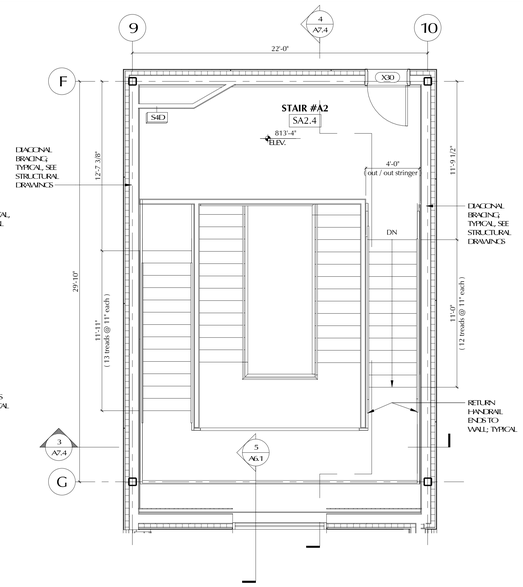

77 A7.2 Enlarged Plan @ Stair #A2 - Roof
Scale: 1/4" = 1'-0"

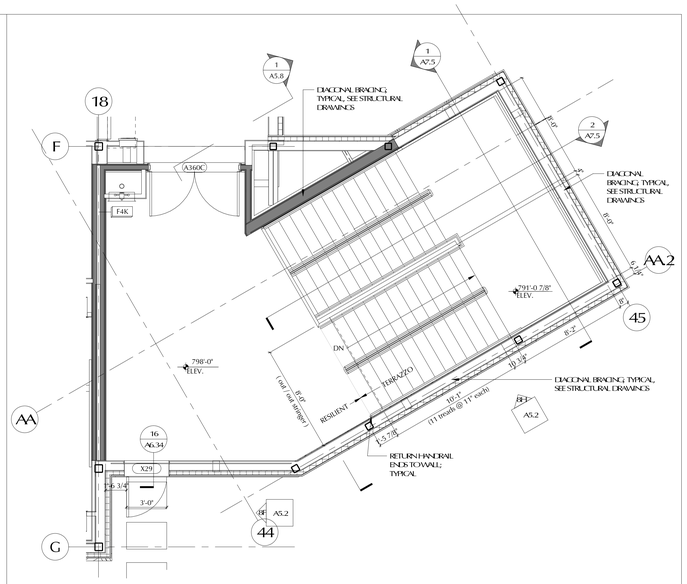

13 A7.2 Enlarged Plan @Stair #B1 - Third Floor
Scale: 1/4" = 1'-0"

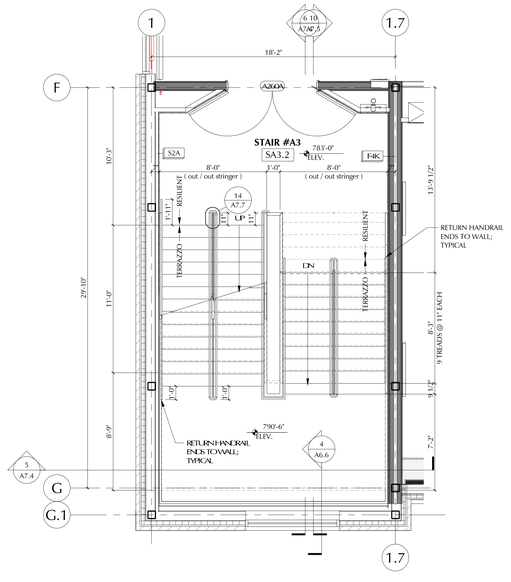

2 A7.2 Enlarged Plan @Stair #A3 - Second Floor
Scale: 1/4" = 1'-0"

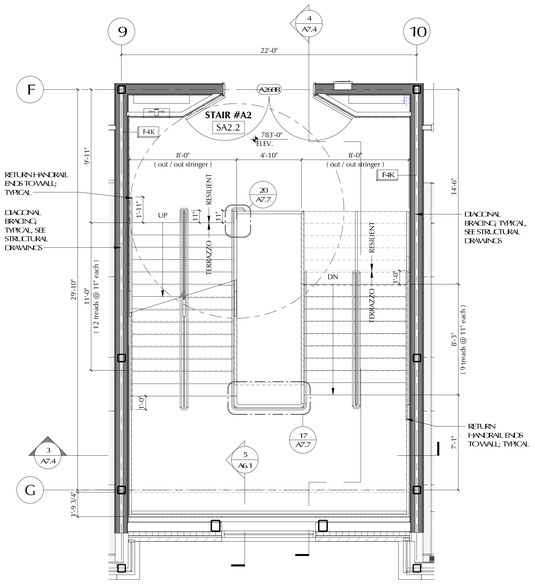

5 A7.2 Enlarged Plan @Stair #A2 - Second Floor
Scale: 1/4" = 1'-0"

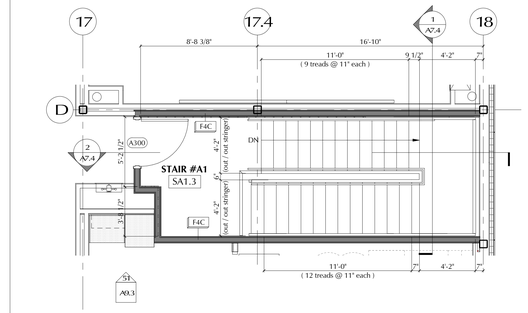

10 A7.2 Enlarged Plan @Stair #A1 - Third Floor
Scale: 1/4" = 1'-0"

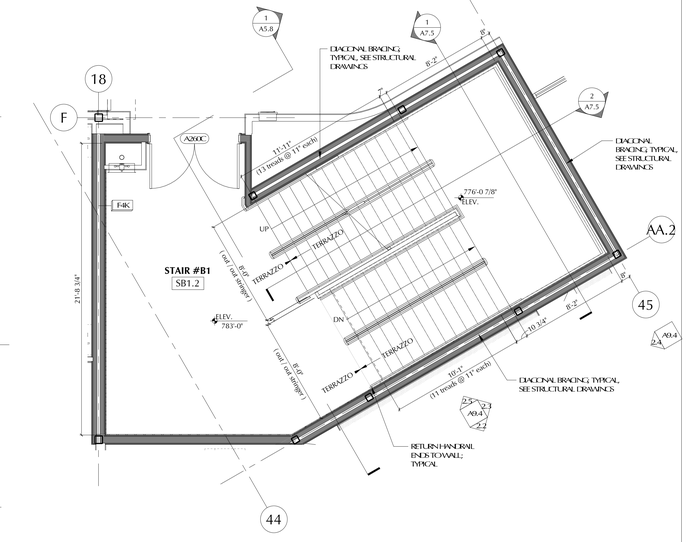

12 A7.2 Enlarged Plan @ Stair #B1 - Second Floor
Scale: 1/4" = 1'-0"

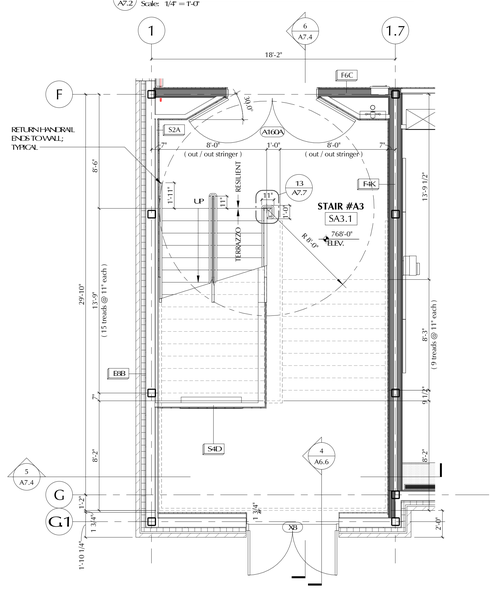

1 A7.2 Enlarged Plan @Stair #A3 - First Floor
Scale: 1/4" = 1'-0"

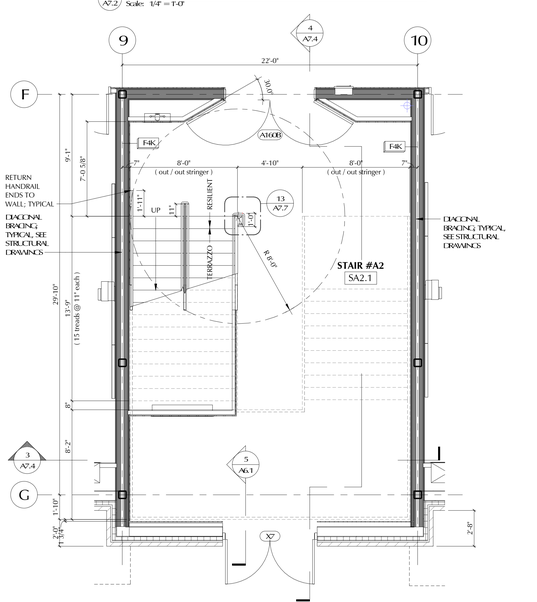

4 A7.2 Enlarged Plan @Stair #A2 - First Floor
Scale: 1/4" = 1'-0"

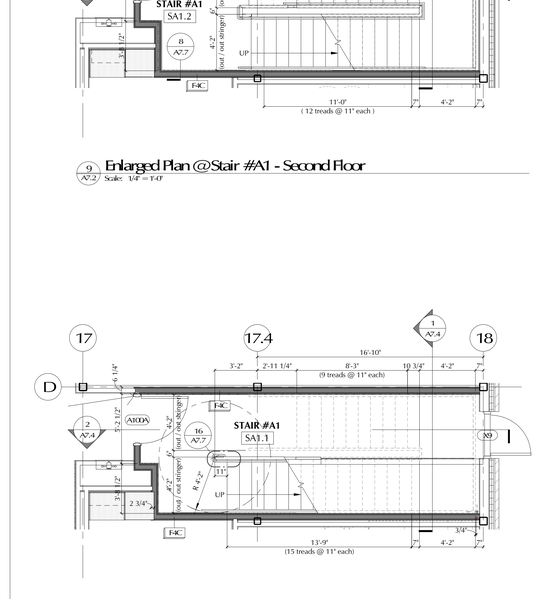

9 A7.2 Enlarged Plan @Stair #A1 - Second Floor
Scale: 1/4" = 1'-0"

8 A7.2 Enlarged Plan @Stair #A1 - First Floor
Scale: 1/4" = 1'-0"

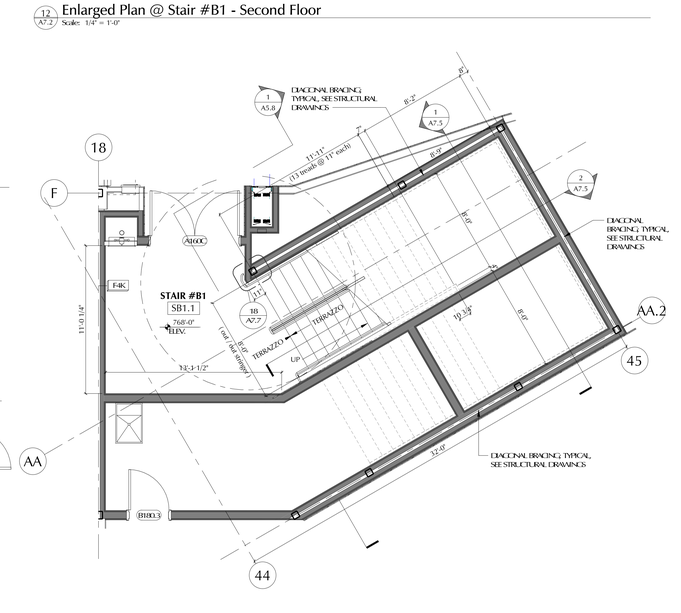

11 A7.2 Enlarged Plan @Stair #B1 - First Floor
Scale: 1/4" = 1'-0"

LAMOUREUX PAGANO ASSOCIATES, ARCHITECTS
108 GROVE STREET, SUITE 300
WORCESTER, MASSACHUSETTS 01605

MEMBER OF THE AMERICAN INSTITUTE OF ARCHITECTS

CONSULTANT

OWNER

Worcester Public Schools

Worcester, MA

Project North
Surface

PROJECT

FINAL BID PACKAGE

South High Community School

170 Apricot Street, Worcester, MA 01603

TITLE

Enlarged Stair Plans

Key Plan

BUILDING A
BUILDING B
A
AB
B1
B2

REVISIONS

No.	Description	Date

FILE:

DWN. BY: Author | JOB NO.: #1611
CKD. BY: Checker | SCALE: 1/4" = 1'-0"
DATE: January 31, 2019

A7.2

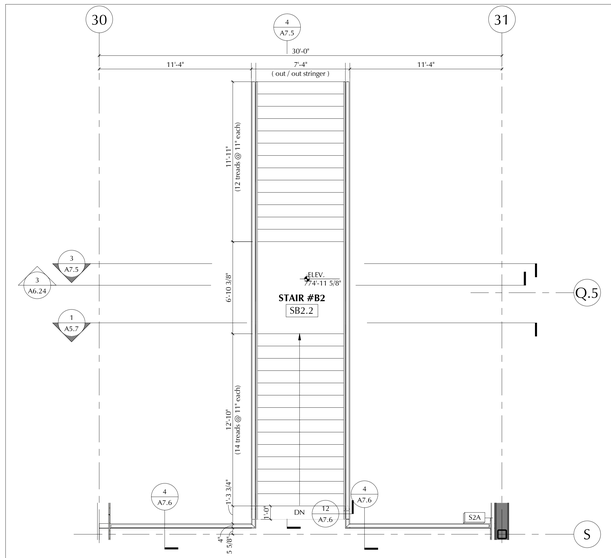

3 A7.3 Enlarged Plan @ Stair #B2 - Second Floor
Scale: 1/4" = 1'-0"

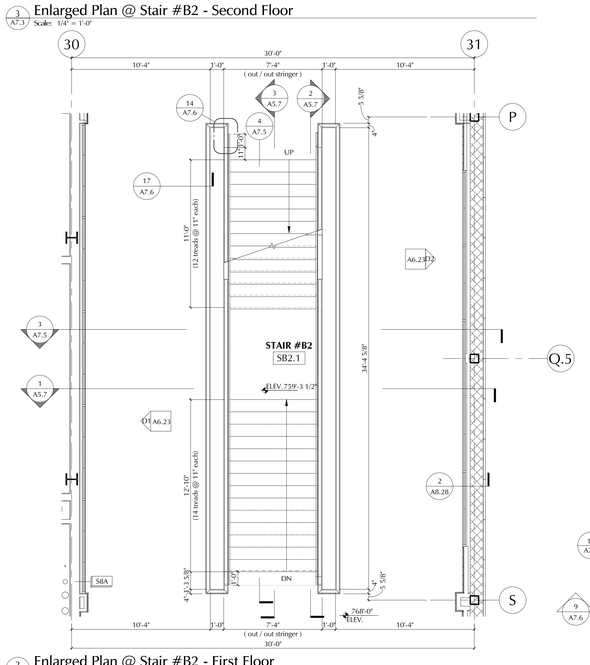

2 A7.3 Enlarged Plan @ Stair #B2 - First Floor
Scale: 1/4" = 1'-0"

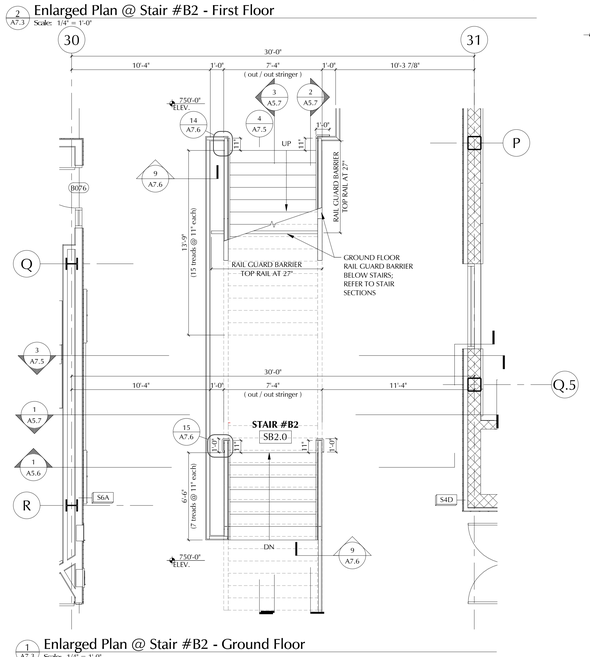

1 A7.3 Enlarged Plan @ Stair #B2 - Ground Floor
Scale: 1/4" = 1'-0"

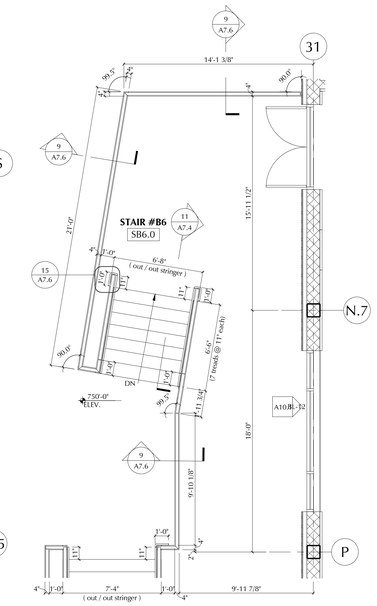

5 A7.3 Enlarged Plan @ Wellness Stair - Ground Floor
Scale: 1/4" = 1'-0"

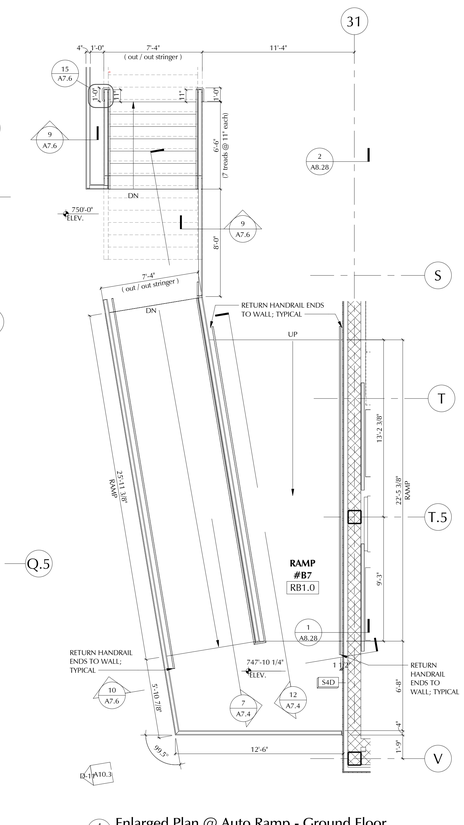

4 A7.3 Enlarged Plan @ Auto Ramp - Ground Floor
Scale: 1/4" = 1'-0"

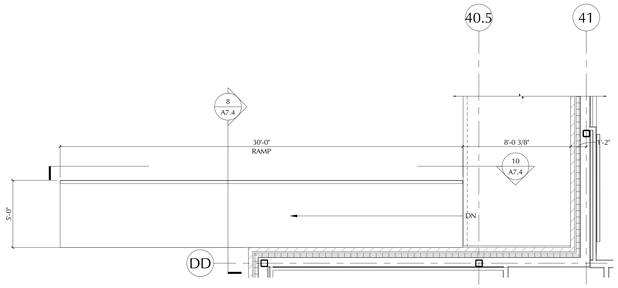

9 A7.3 Enlarged Plan @ Exterior Loading Dock Ramp - First Floor
Scale: 1/4" = 1'-0"

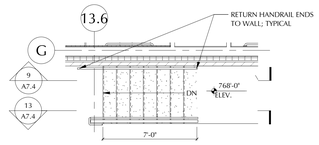

13 A7.3 Enlarged Plan @ Exterior Loading Dock Stair - First Floor
Scale: 1/4" = 1'-0"

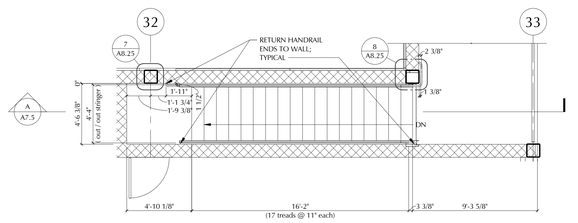

8 A7.3 Enlarged Plan @ Stair #B5 - Ground Floor Mezzanine
Scale: 1/4" = 1'-0"

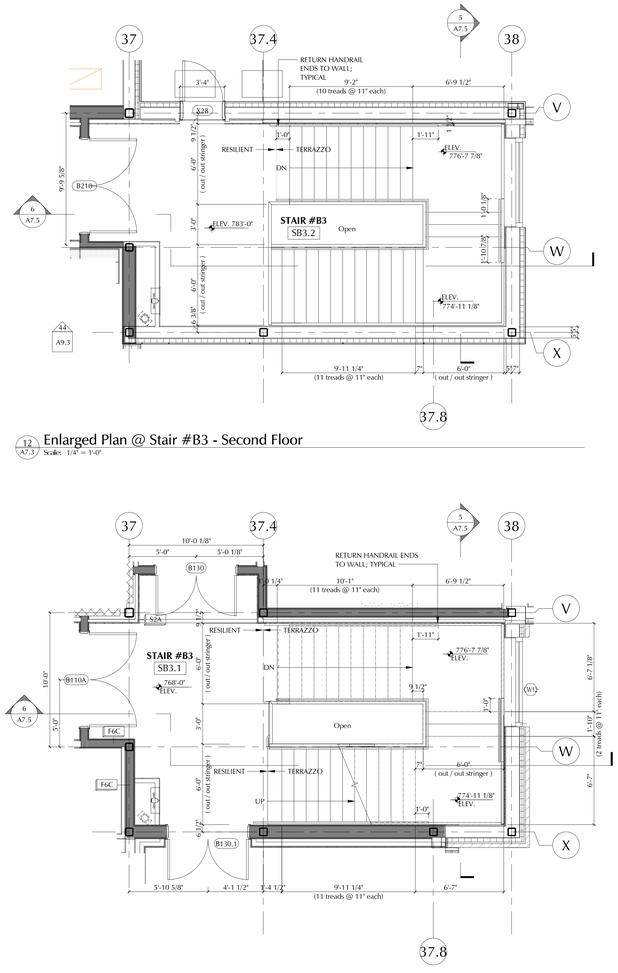

12 A7.3 Enlarged Plan @ Stair #B3 - Second Floor
Scale: 1/4" = 1'-0"

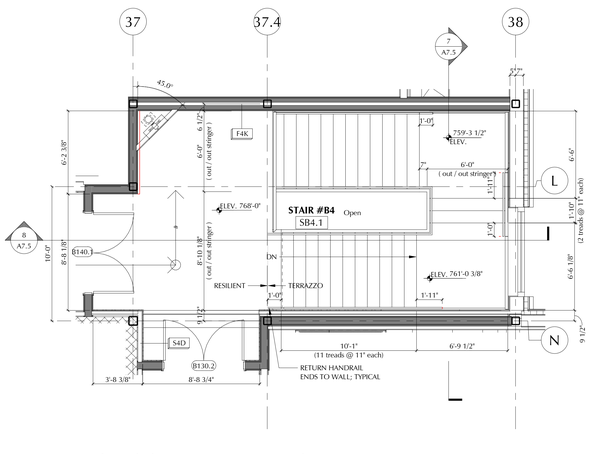

7 A7.3 Enlarged Plan @ Stair #B4 - First Floor
Scale: 1/4" = 1'-0"

11 A7.3 Enlarged Plan @ Stair #B3 - First Floor
Scale: 1/4" = 1'-0"

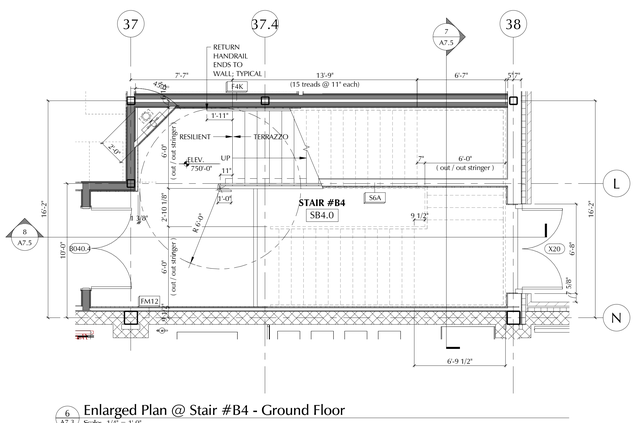

6 A7.3 Enlarged Plan @ Stair #B4 - Ground Floor
Scale: 1/4" = 1'-0"

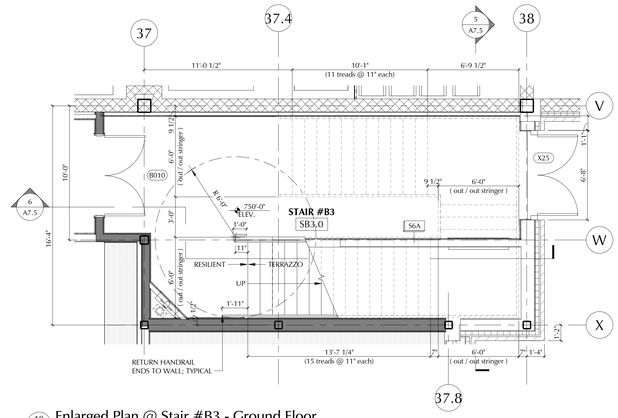

10 A7.3 Enlarged Plan @ Stair #B3 - Ground Floor
Scale: 1/4" = 1'-0"

LAMOUREUX PAGANO ASSOCIATES, ARCHITECTS
108 GROVE STREET, SUITE 300
WORCESTER, MASSACHUSETTS 01605

MEMBER OF
THE AMERICAN INSTITUTE OF ARCHITECTS

CONSULTANT

OWNER

Worcester Public Schools

Worcester, MA

Project North

Section

PROJECT

FINAL BID PACKAGE

South High Community School

170 Apricot Street, Worcester, MA 01603

TITLE

Enlarged Stair & Ramp Plans

Key Plan

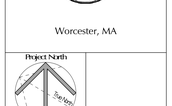

REVISIONS

No.	Description	Date

FILE:

DWN. BY:	Author	JOB NO:	#1611
CKD. BY:	Checker	SCALE:	1/4" = 1'-0"
DATE:	January 31, 2019		

A7.3

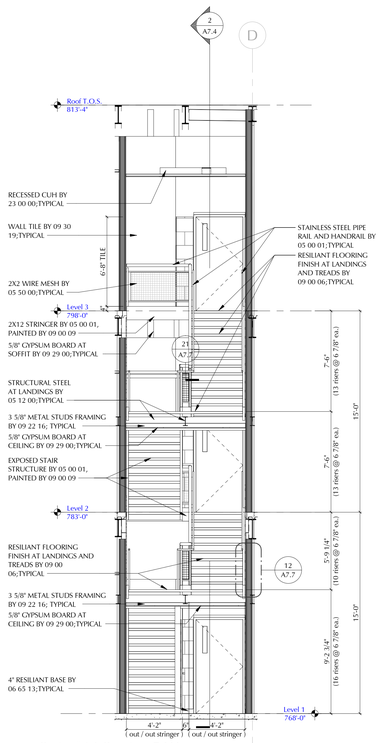

1 A7.4 Stair #A1 Section E-W
Scale: 1/4" = 1'-0"

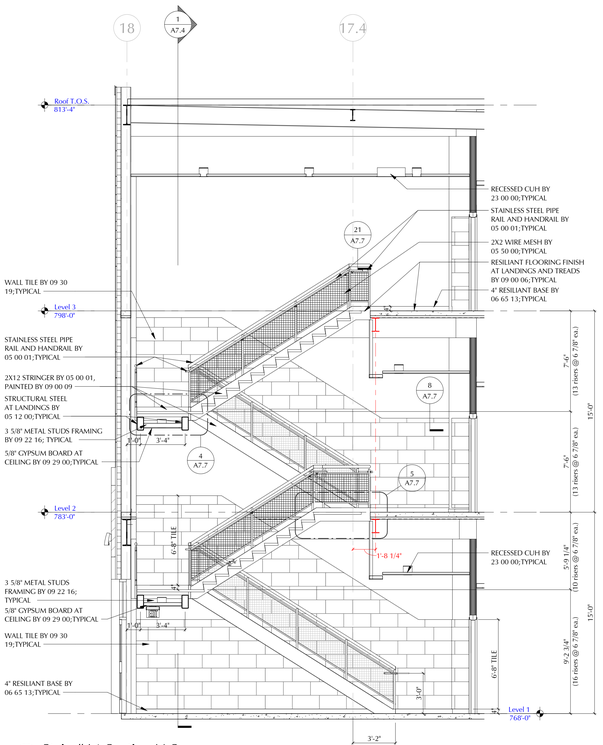

2 A7.4 Stair #A1 Section N-S
Scale: 1/4" = 1'-0"

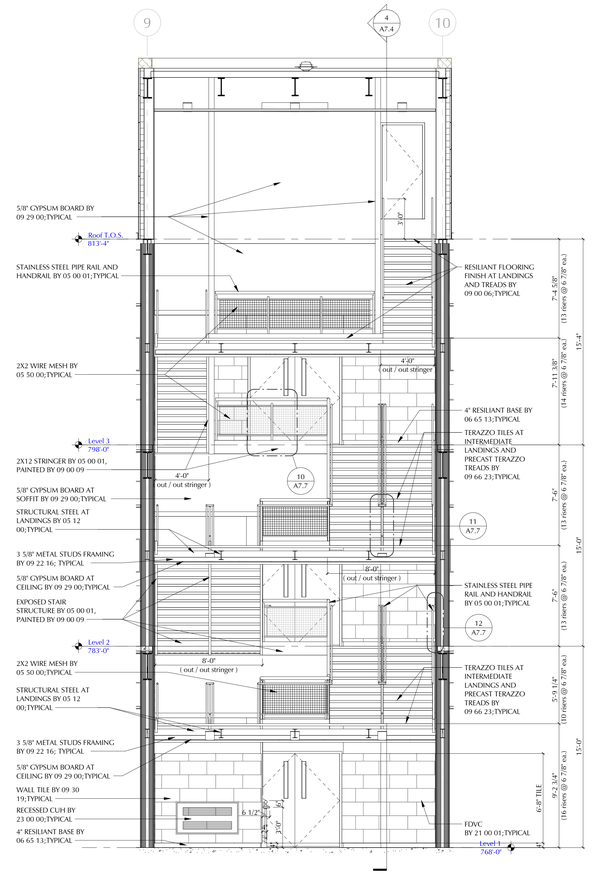

3 A7.4 Stair #A2 Section N-S1
Scale: 1/4" = 1'-0"

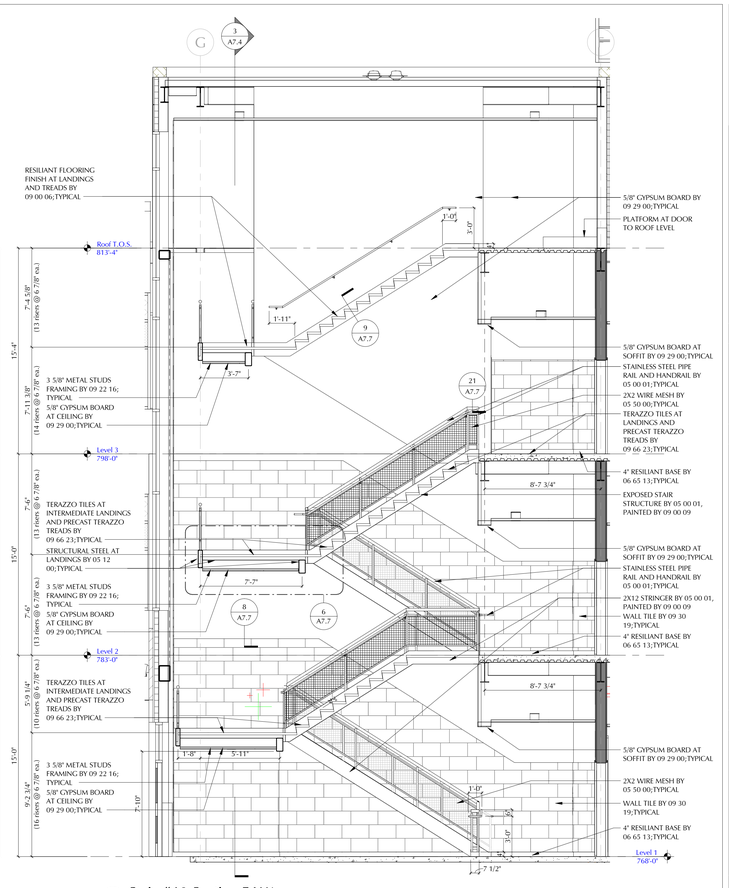

4 A7.4 Stair #A2 Section E-W1
Scale: 1/4" = 1'-0"

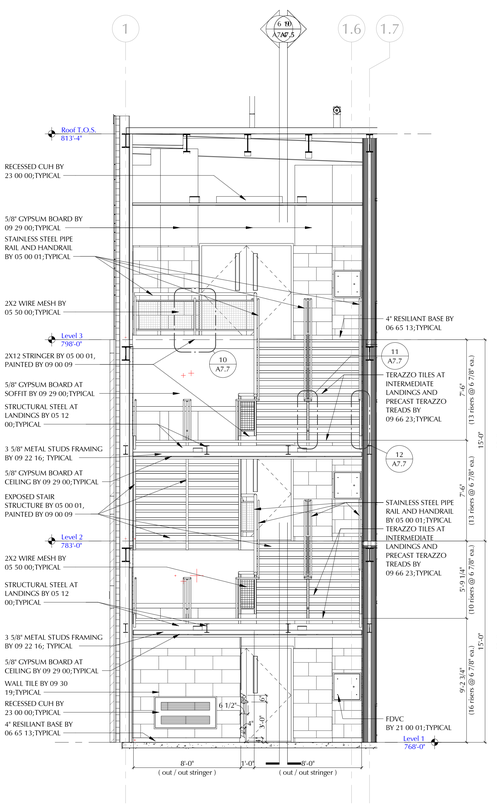

5 A7.4 Stair #A3 Section N-S
Scale: 1/4" = 1'-0"

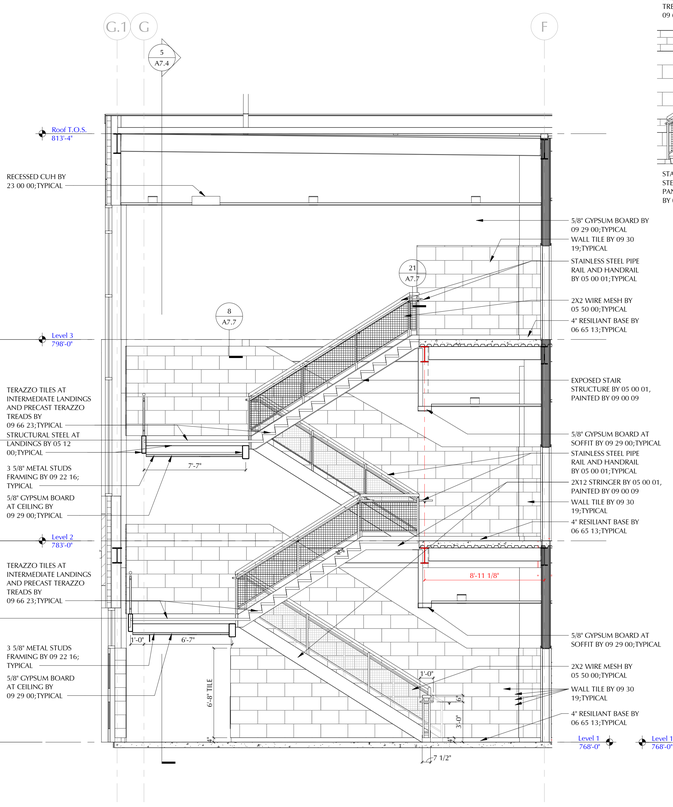

6 A7.4 Stair #A3 Section E-W
Scale: 1/4" = 1'-0"

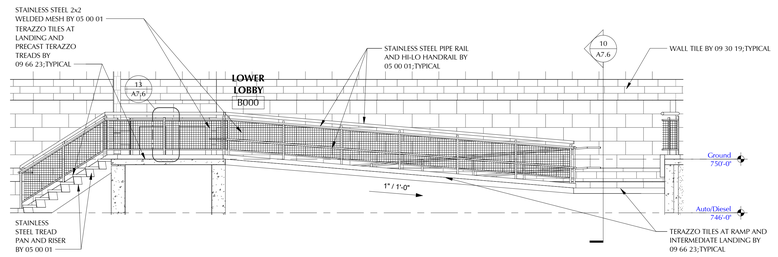

7 A7.4 Lobby Ramp #B7 Section N-S
Scale: 1/4" = 1'-0"

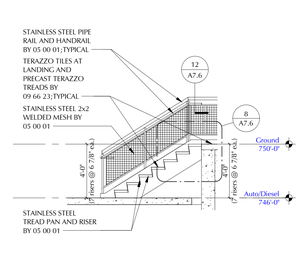

11 A7.4 Lobby Stair #B6 Section E-W
Scale: 1/4" = 1'-0"

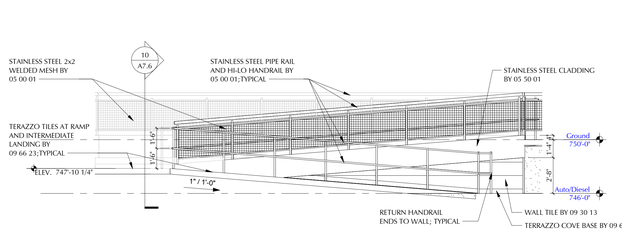

12 A7.4 Lobby Ramp #B7 Section N-S1
Scale: 1/4" = 1'-0"

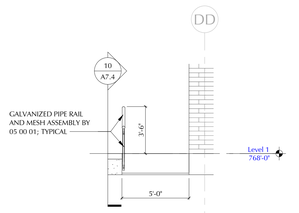

8 A7.4 Exterior Loading Dock Ramp Section N-S
Scale: 1/4" = 1'-0"

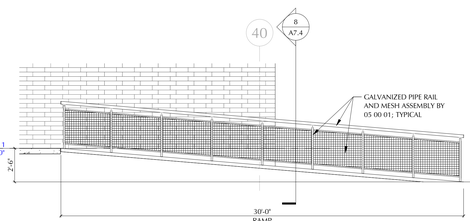

10 A7.4 Exterior Loading Dock Ramp Section E-W
Scale: 1/4" = 1'-0"

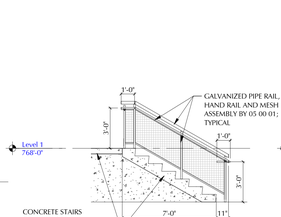

13 A7.4 Exterior Loading Dock Stair Section E-W1
Scale: 1/4" = 1'-0"

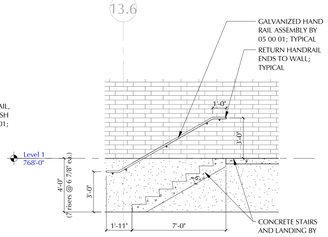

9 A7.4 Exterior Loading Dock Stair Section E-W
Scale: 1/4" = 1'-0"

LAMOUREUX PAGANO ASSOCIATES, ARCHITECTS
108 GROVE STREET, SUITE 300
WORCESTER, MASSACHUSETTS 01605

MEMBER OF
THE AMERICAN INSTITUTE OF ARCHITECTS

CONSULTANT

OWNER

Worcester Public Schools

Worcester, MA

Project North
Scale/Key

PROJECT

FINAL BID PACKAGE

South High Community School

170 Apricot Street, Worcester, MA 01603

TITLE

Stair Sections

Key Plan

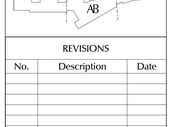

REVISIONS

No.	Description	Date

FILE:

DWN. BY:	Author	JOB NO.:	#1611
CKD. BY:	Checker	SCALE:	1/4" = 1'-0"
DATE:	January 31, 2019		

A7.4

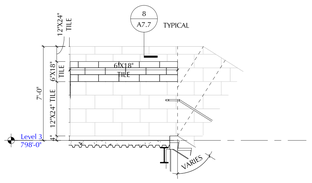

9 A7.5 Typical Tile Elevation at Stairs Main Landing
Scale: 1/4" = 1'-0"

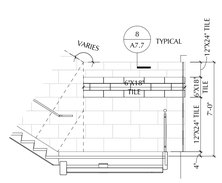

10 A7.5 Typical Tile Elevation at Stairs Intermediate Landing
Scale: 1/4" = 1'-0"

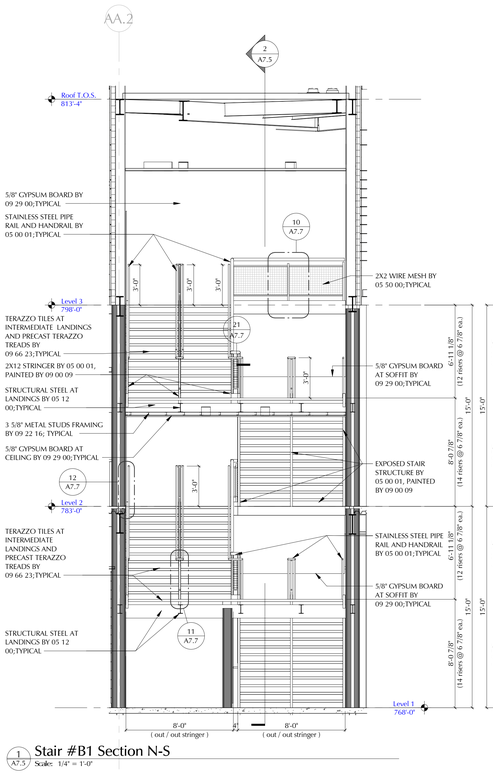

1 A7.5 Stair #B1 Section N-S
Scale: 1/4" = 1'-0"

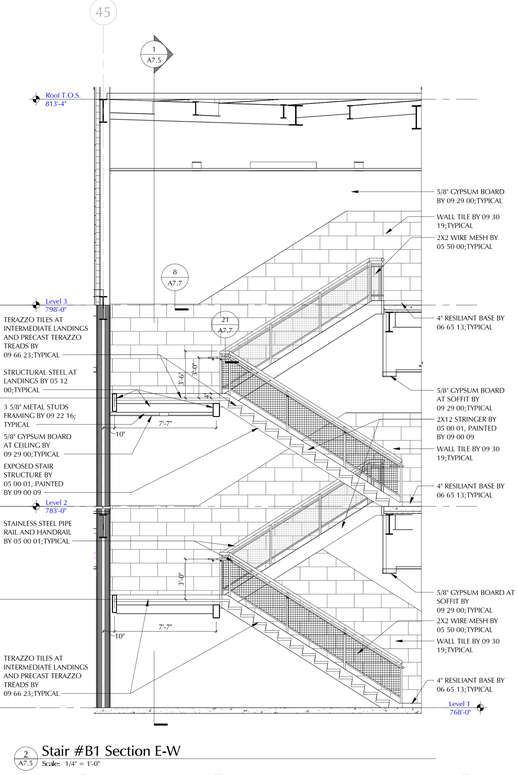

2 A7.5 Stair #B1 Section E-W
Scale: 1/4" = 1'-0"

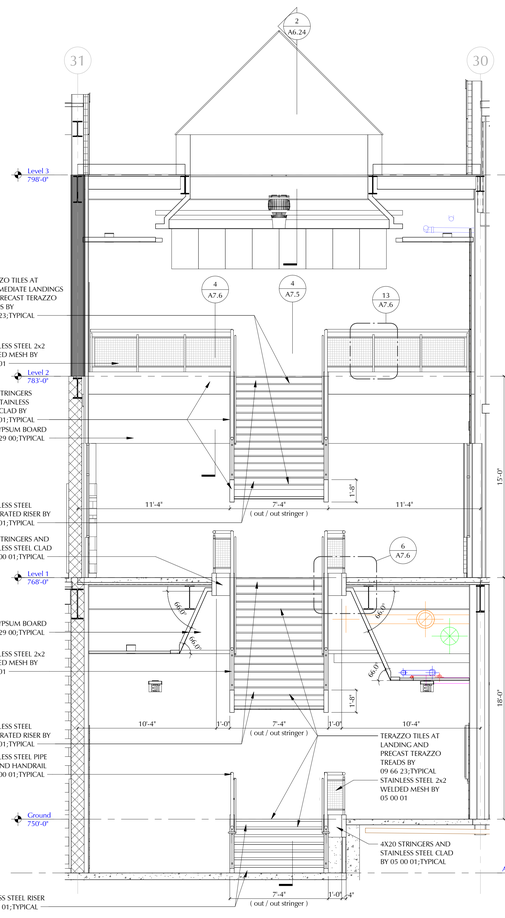

3 A7.5 Lobby Stair #B2 Section N-S
Scale: 1/4" = 1'-0"

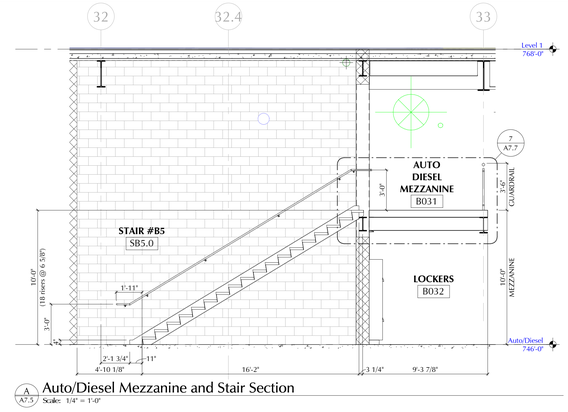

A A7.5 Auto/Diesel Mezzanine and Stair Section
Scale: 1/4" = 1'-0"

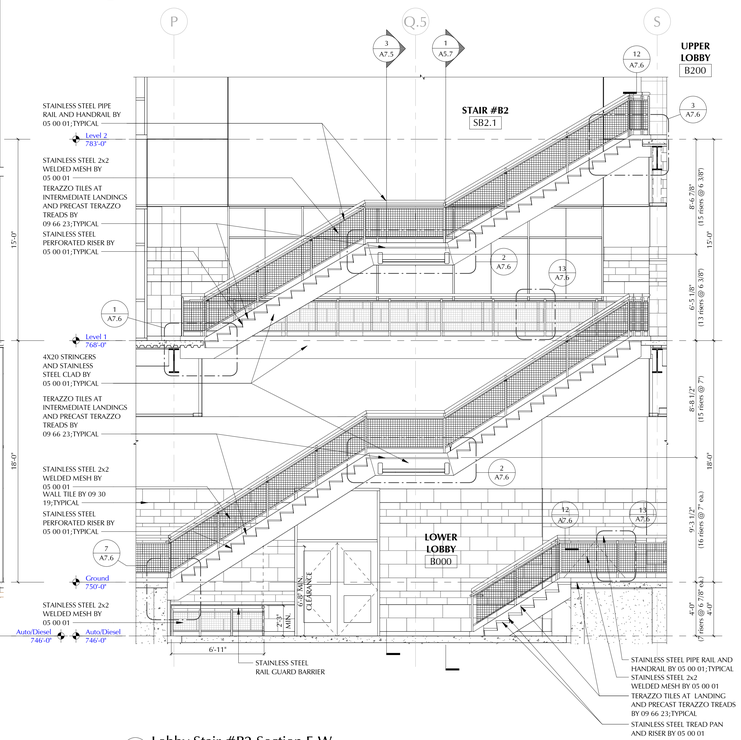

4 A7.5 Lobby Stair #B2 Section E-W
Scale: 1/4" = 1'-0"

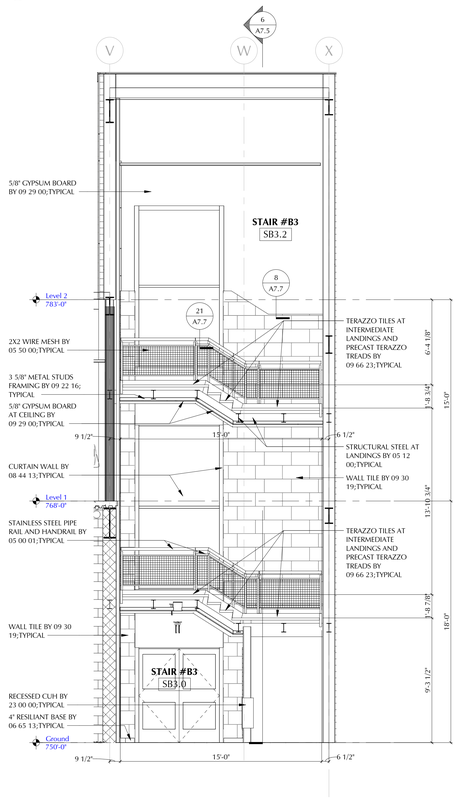

5 A7.5 Stair #B3 Section E-W
Scale: 1/4" = 1'-0"

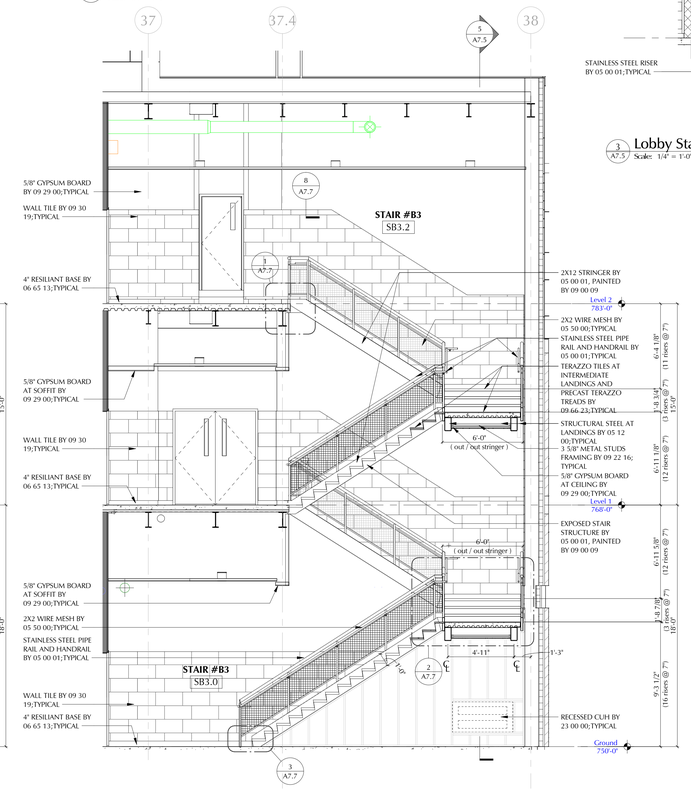

6 A7.5 Stair #B3 Section N-S
Scale: 1/4" = 1'-0"

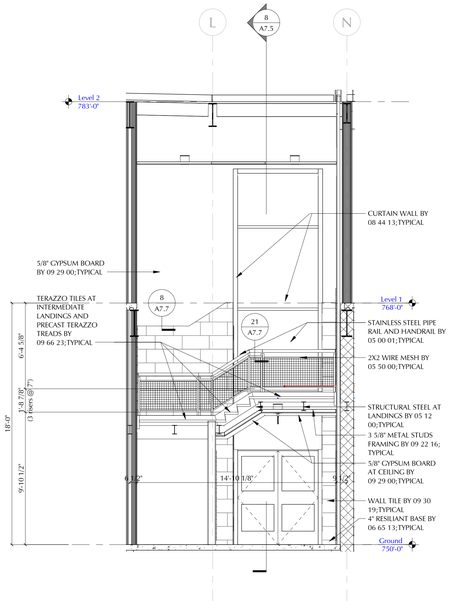

7 A7.5 Stair #B4 Section E-W
Scale: 1/4" = 1'-0"

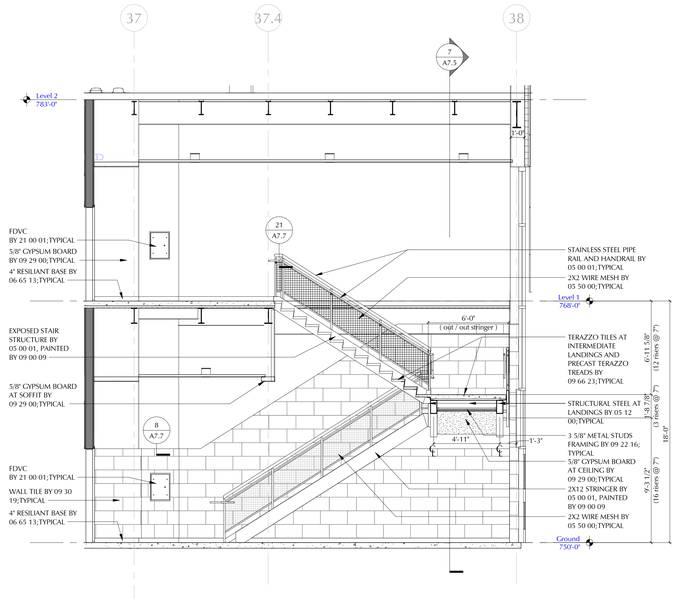

8 A7.5 Stair #B4 Section N-S
Scale: 1/4" = 1'-0"

LAMOUREUX PAGANO ASSOCIATES, ARCHITECTS
108 GROVE STREET, SUITE 300
WORCESTER, MASSACHUSETTS 01605

MEMBER OF
THE AMERICAN INSTITUTE OF ARCHITECTS

CONSULTANT

OWNER

Worcester Public Schools

Worcester, MA

Project North
Scales

PROJECT

FINAL BID PACKAGE

South High Community School

170 Apricot Street, Worcester, MA 01603

TITLE

Stair Sections

Key Plan

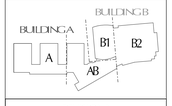

REVISIONS

No.	Description	Date

FILE:

DRAWN BY: Author | JOB NO.: #1611

CHKD BY: Checker | SCALE: 1/4" = 1'-0"

DATE: January 31, 2019

A7.5

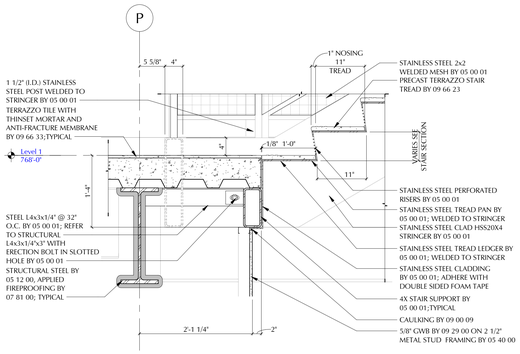

1 Lobby Stair B2 - Section Detail
A7.6 Scale: 1" = 1'-0"

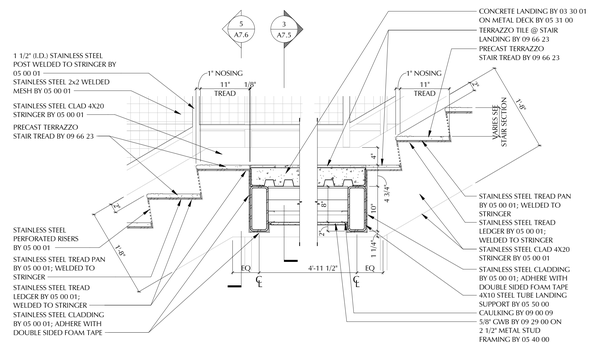

2 Lobby Stair B2 - Section Detail
A7.6 Scale: 1" = 1'-0"

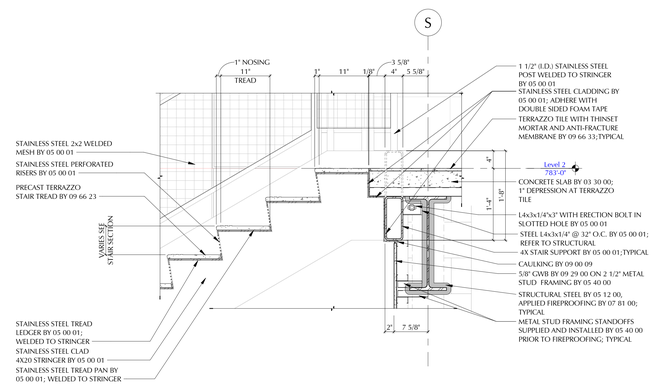

3 Lobby Stair B2 - Section Detail
A7.6 Scale: 1" = 1'-0"

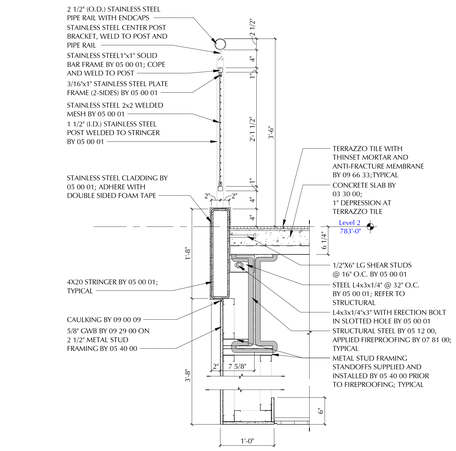

4 Lobby Stair B2 - Section Detail
A7.6 Scale: 1" = 1'-0"

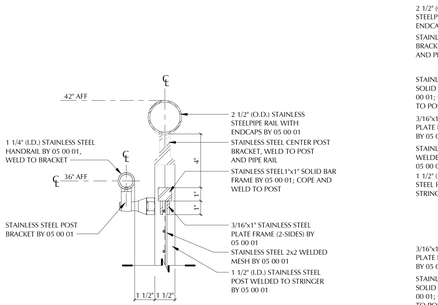

5 Lobby Stair B2 - Section Detail
A7.6 Scale: 1" = 1'-0"

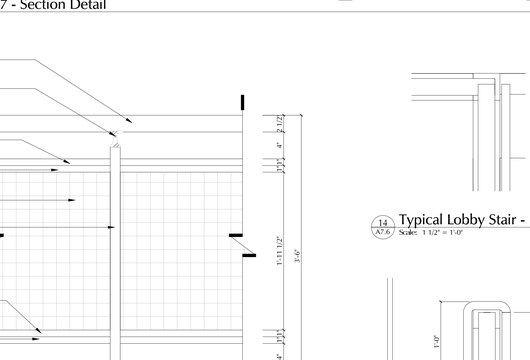

6 Lobby Stair B2 - Section Detail
A7.6 Scale: 1" = 1'-0"

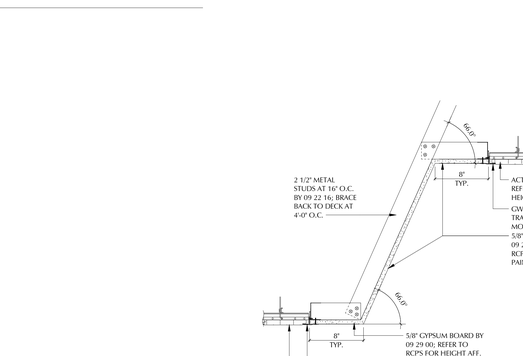

7 Lobby Stair B2 - Section Detail
A7.6 Scale: 1" = 1'-0"

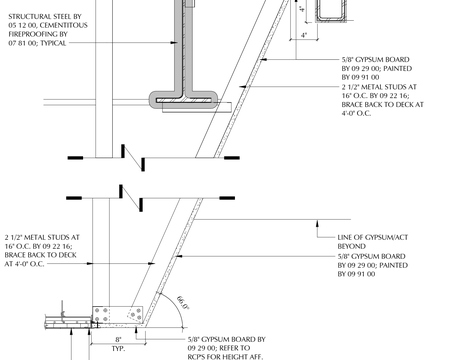

8 Wellness Stair B6 - Section Detail
A7.6 Scale: 1" = 1'-0"

9 Ground Floor - Section Detail
A7.6 Scale: 1" = 1'-0"

10 Lobby Ramp B7 - Section Detail
A7.6 Scale: 1" = 1'-0"

12 Lobby Stair Handrail Detail
A7.6 Scale: 3" = 1'-0"

13 Typical Lobby Stair - Detail
A7.6 Scale: 1 1/2" = 1'-0"

14 Typical Lobby Stair - Railing Detail
A7.6 Scale: 1 1/2" = 1'-0"

15 Typical Lobby Stair - Railing Detail
A7.6 Scale: 1 1/2" = 1'-0"

16 Sloped GWB Soffit Detail
A7.6 Scale: 1 1/2" = 1'-0"

17 Sloped GWB Soffit Detail
A7.6 Scale: 1 1/2" = 1'-0"

LAMOUREUX PAGANO ASSOCIATES, ARCHITECTS
108 GROVE STREET, SUITE 300
WORCESTER, MASSACHUSETTS 01605
MEMBER OF THE AMERICAN INSTITUTE OF ARCHITECTS
CONSULTANT

OWNER

Worcester Public Schools

Worcester, MA

Project North

PROJECT

FINAL BID PACKAGE

South High Community School

170 Apricot Street, Worcester, MA 01603

TITLE

Lobby Stair, Ramp & Guard Details

Key Plan



REVISIONS

No.	Description	Date

FILE:

DRAWN BY: Author | JOB NO.: #1611

CHKD BY: Checker | SCALE: As indicated

DATE: January 31, 2019

A7.6

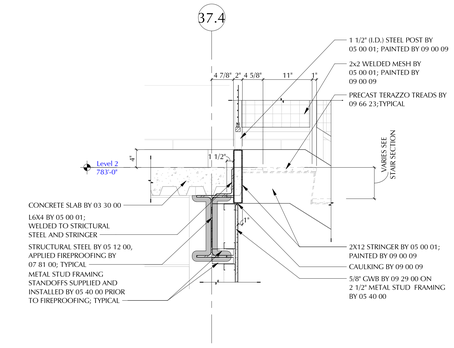

1 A7.7 Stair B3 - Section Detail
Scale: 1" = 1'-0"

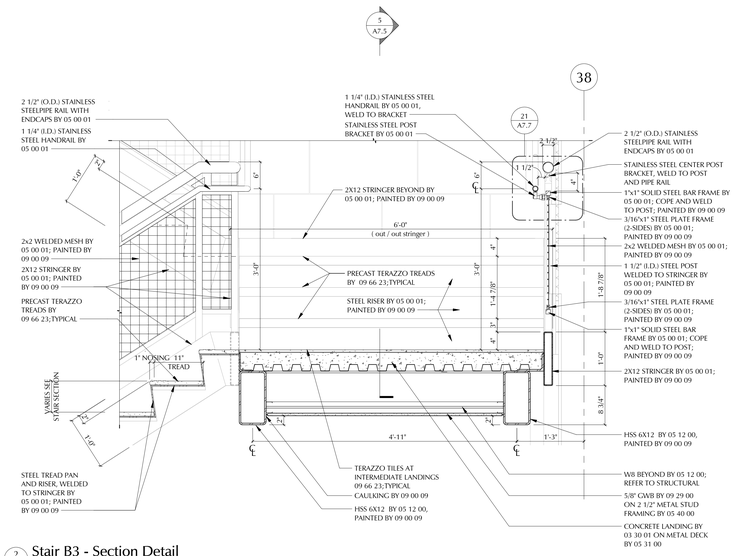

2 A7.7 Stair B3 - Section Detail
Scale: 1" = 1'-0"

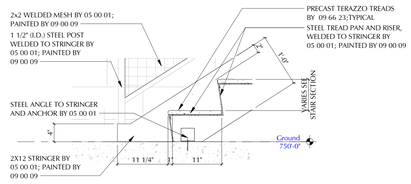

3 A7.7 Stair B3 - Section Detail
Scale: 1" = 1'-0"

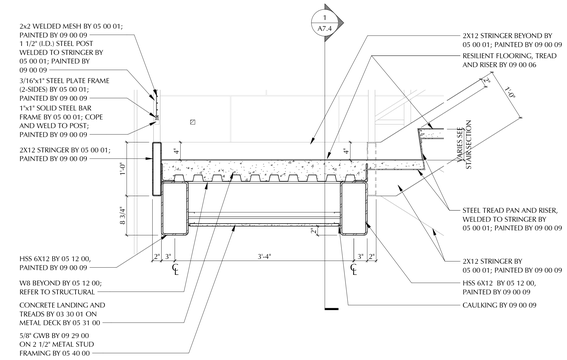

4 A7.7 Stair A1 - Section Detail
Scale: 1" = 1'-0"

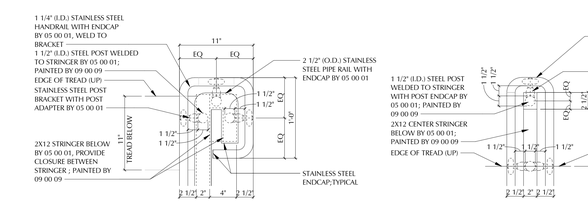

5 A7.7 Stair A1 - Section Detail
Scale: 1" = 1'-0"

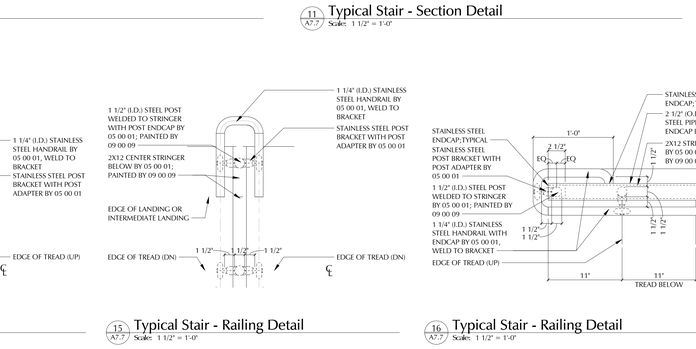

6 A7.7 Stair A2 - Section Detail
Scale: 1" = 1'-0"

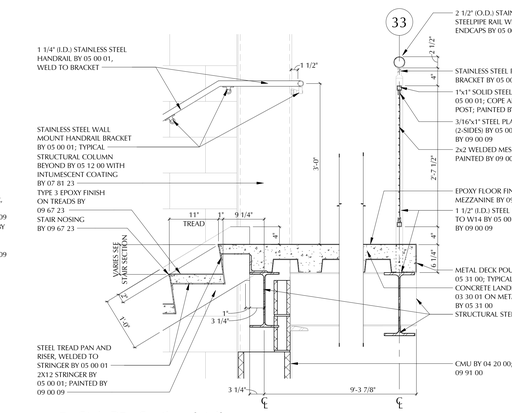

7 A7.7 Stair B5 - Section detail
Scale: 1" = 1'-0"

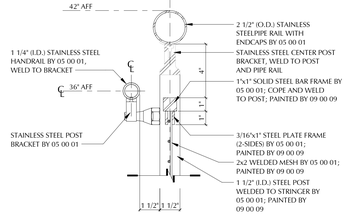

21 A7.7 Typical Stair Handrail Detail
Scale: 3" = 1'-0"

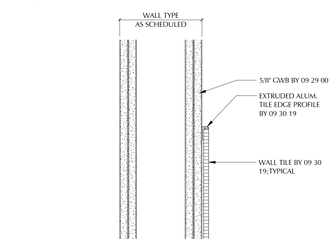

8 A7.7 Typical Stair - Section Detail
Scale: 3" = 1'-0"

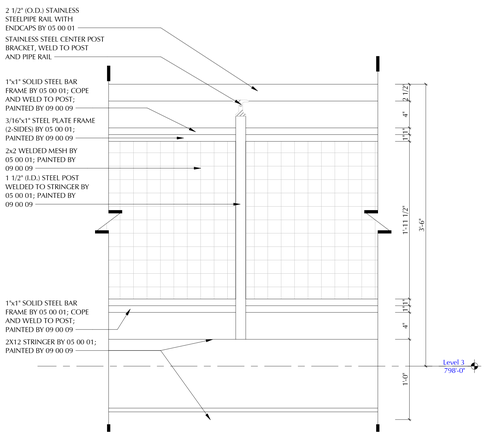

10 A7.7 Typical Stair - Section Detail
Scale: 1 1/2" = 1'-0"

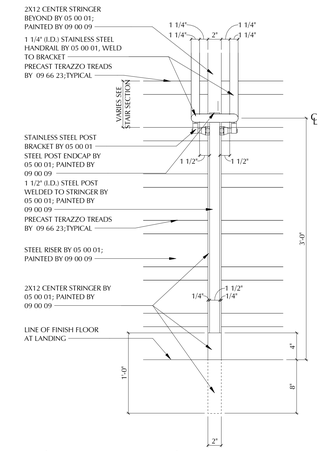

11 A7.7 Typical Stair - Section Detail
Scale: 1 1/2" = 1'-0"

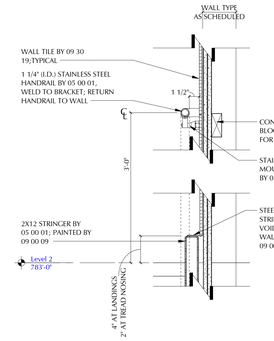

12 A7.7 Typical Stair - Section Detail
Scale: 1 1/2" = 1'-0"

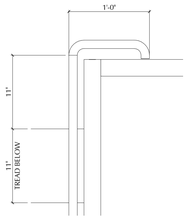

20 A7.7 Typical Stair - Railing Detail
Scale: 1 1/2" = 1'-0"

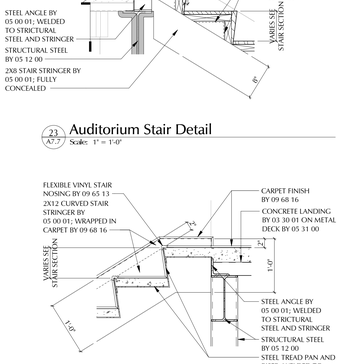

23 A7.7 Auditorium Stair Detail
Scale: 1" = 1'-0"

22 A7.7 Auditorium Balcony Stair Detail
Scale: 1" = 1'-0"

13 A7.7 Stair A2 & A3 - Railing Detail
Scale: 1 1/2" = 1'-0"

14 A7.7 Typical Stair - Railing Detail
Scale: 1 1/2" = 1'-0"

15 A7.7 Typical Stair - Railing Detail
Scale: 1 1/2" = 1'-0"

16 A7.7 Typical Stair - Railing Detail
Scale: 1 1/2" = 1'-0"

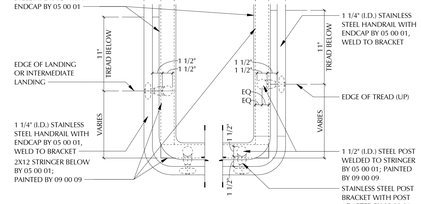

17 A7.7 Typical Stair - Railing Detail
Scale: 1 1/2" = 1'-0"

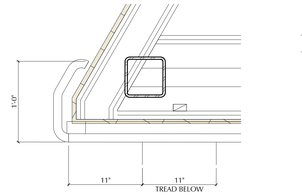

18 A7.7 Stair B1 - Railing Detail
Scale: 1 1/2" = 1'-0"

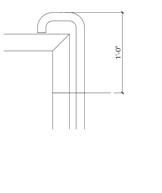

19 A7.7 Typical Stair - Railing Detail
Scale: 1 1/2" = 1'-0"

LAMOUREUX PAGANO ASSOCIATES, ARCHITECTS
108 GROVE STREET, SUITE 300
WORCESTER, MASSACHUSETTS 01605
MEMBER OF THE AMERICAN INSTITUTE OF ARCHITECTS

CONSULTANT

OWNER

Worcester Public Schools

Worcester, MA

Project North
Scale=1

PROJECT

FINAL BID PACKAGE

South High Community School

170 Apricot Street, Worcester, MA 01603

TITLE

Typical Stair & Guard Details

Key Plan

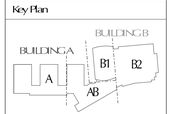

REVISIONS

No.	Description	Date

FILE:

DRAWN BY: Author | JOB NO. #1611

CHKD BY: Checker | SCALE: As indicated

DATE: January 31, 2019

A7.7

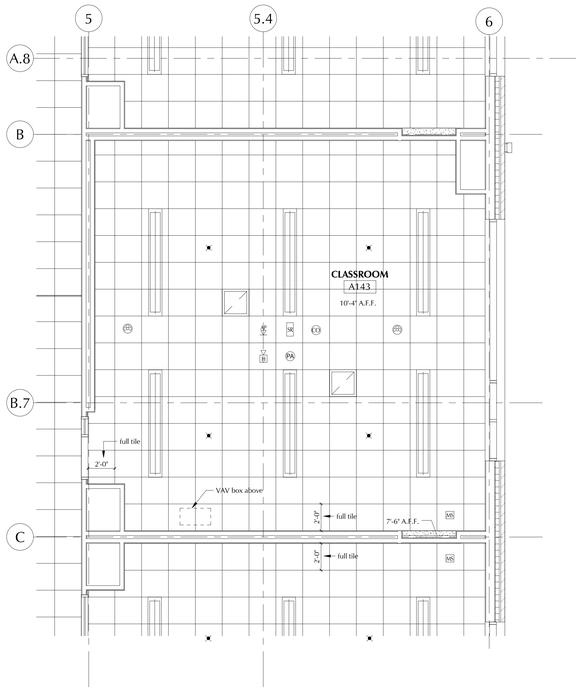

11 A8.1 Enlarged Reflected Ceiling Plan @ Typ. Classroom
Scale: 1/4" = 1'-0"

Typical for Rooms A102,A103,A122,A123,A142,A143,A202,A203,A222,A223,A242,A243,A302,A303,A322,A323,A342,A343
Typical / Opposite for Rooms A127,A128,A147,A148,A227,A228,A247,A248,A327,A328,A347,A348

Similar for Rooms A104,A106,A124,A126,A144,A146,A204,A206,A224,A226,A244,A246,A304,A306/A324,A326,A344,A346

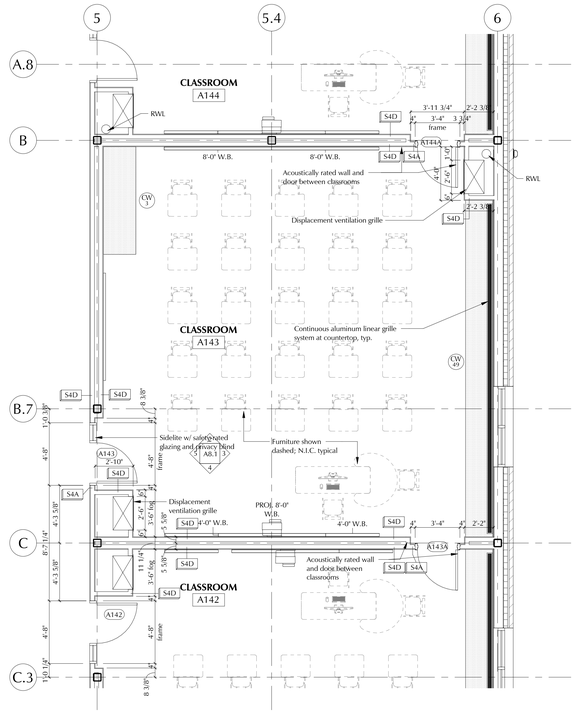

1 A8.1 Enlarged Floor Plan @ Typ. Classroom
Scale: 1/4" = 1'-0"

Typical for Rooms A102,A103,A122,A123,A142,A143,A202,A203,A222,A223,A242,A243,A302,A303,A322,A323,A342,A343

Typical / Opposite for Rooms A127,A128,A147,A148,A227,A228,A247,A248,A327,A328,A347,A348
Similar for Rooms A104,A106,A124,A126,A144,A146,A204,A206,A224,A226,A244,A246,A304,A306/A324,A326,A344,A346

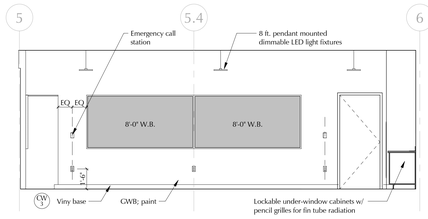

2 A8.1 Typical Classroom North Elevation
Scale: 1/4" = 1'-0"

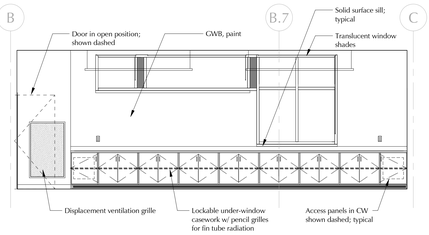

3 A8.1 Typical Classroom East Elevation
Scale: 1/4" = 1'-0"

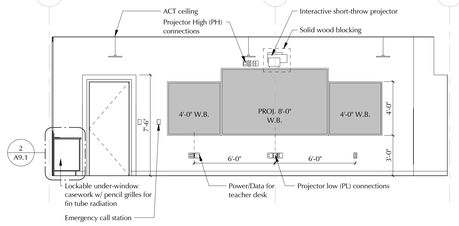

4 A8.1 Typical Classroom South Elevation
Scale: 1/4" = 1'-0"

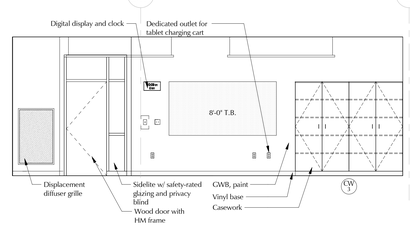

5 A8.1 Typical Classroom West Elevation
Scale: 1/4" = 1'-0"

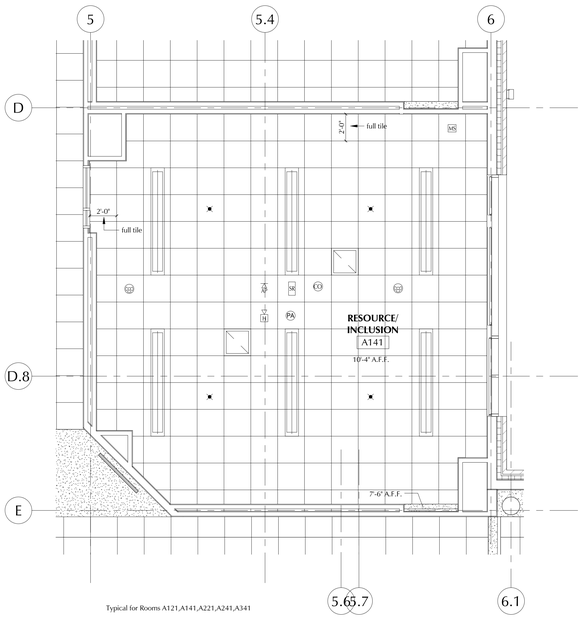

Typical for Rooms A121,A141,A221,A241,A341

12 A8.1 Enlarged Reflected Ceiling Plan @ Typ. SPED Classroom
Scale: 1/4" = 1'-0"

Typical / Opposite for Rooms A109,A129,A149,A209,A229,A249,A329,A349

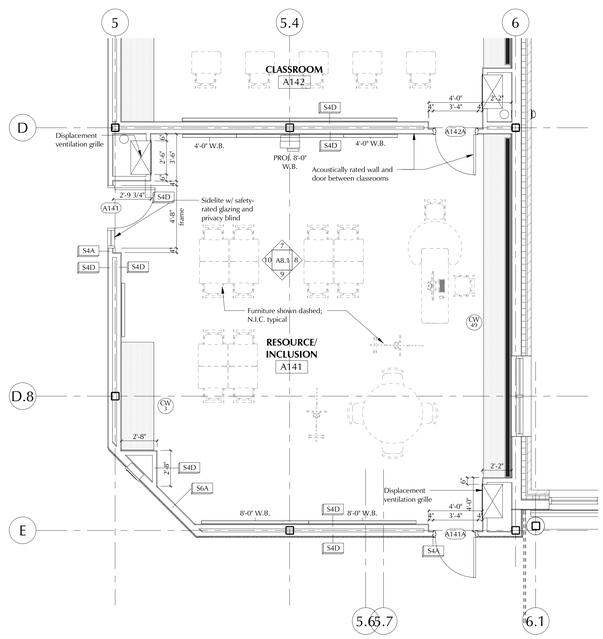

6 A8.1 Enlarged Floor Plan @ Typ. SPED Resource Classroom
Scale: 1/4" = 1'-0"

Typical for Rooms A121,A141,A221,A241,A341

Typical / Opposite for Rooms A109,A129,A149,A209,A229,A249,A329,A349

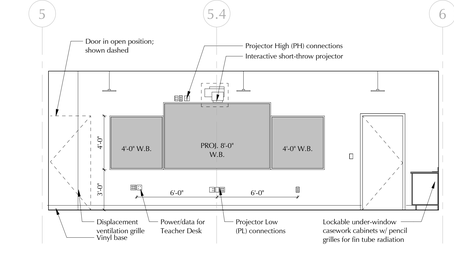

7 A8.1 Resource Classroom North Elevation
Scale: 1/4" = 1'-0"

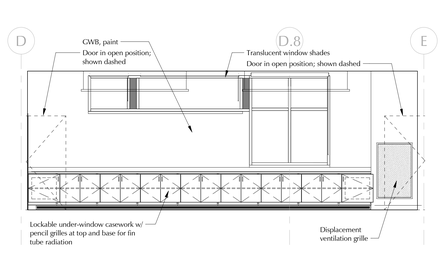

8 A8.1 Resource Classroom East Elevation
Scale: 1/4" = 1'-0"

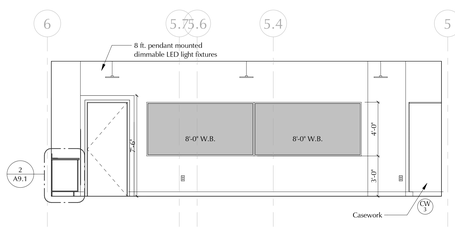

9 A8.1 Resource Classroom South Elevation
Scale: 1/4" = 1'-0"

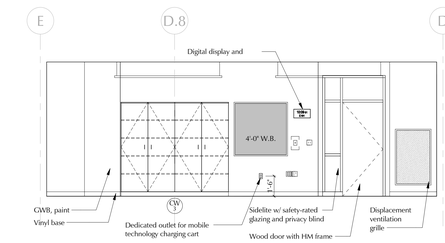

10 A8.1 Resource Classroom West Elevation
Scale: 1/4" = 1'-0"

LAMOUREUX PAGANO ASSOCIATES, ARCHITECTS
108 GROVE STREET, SUITE 300
WORCESTER, MASSACHUSETTS 01605

MEMBER OF
THE AMERICAN INSTITUTE OF ARCHITECTS

CONSULTANT

OWNER

Worcester Public Schools

Worcester, MA

Project North

PROJECT

FINAL BID PACKAGE

South High Community School

170 Apricot Street, Worcester, MA 01603

TITLE

Typical Classroom Interior Elevations

Key Plan

BUILDING A
BUILDING B
A
B1
B2
AB

REVISIONS

No.	Description	Date

FILE:

DWN. BY: Author
JOB NO: #1611
CKD. BY: Checker
SCALE: 1/4" = 1'-0"
DATE: January 31, 2019

A8.1

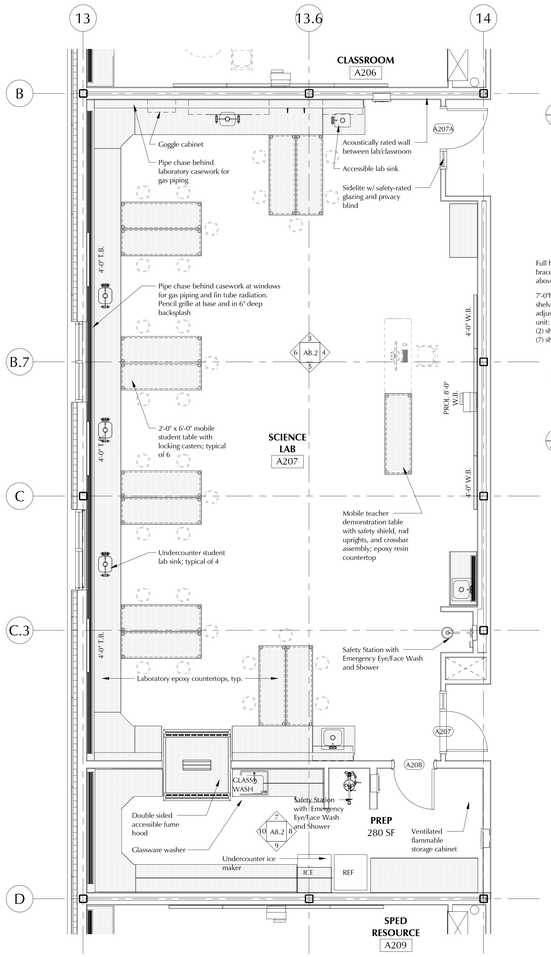

1 A8.2 Enlarged Floor Plan @ 9th Grade Science Lab
Scale: 1/4" = 1'-0"

A107 and A307 similar

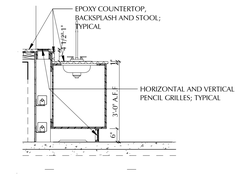

20 A8.2 Science Base Cabinet Detail
Scale: 1/2" = 1'-0"

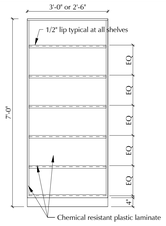

21 A8.2 Chemical Storage A334 Shelf
Scale: 1/2" = 1'-0"

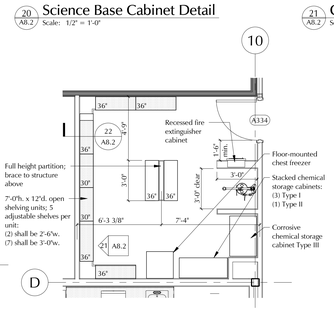

2 A8.2 Enlarged Plan @ Chemical Storage A334
Scale: 1/4" = 1'-0"

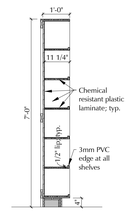

22 A8.2 Chem. Storage A334 Shelf Section
Scale: 1/2" = 1'-0"

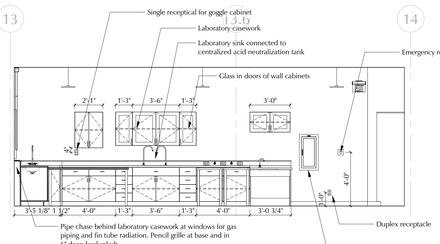

3 A8.2 9th Grade Science Lab North Elevation
Scale: 1/4" = 1'-0"

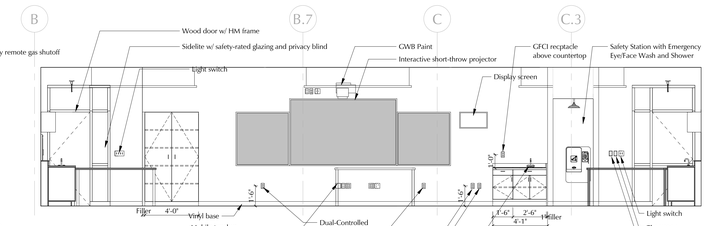

4 A8.2 9th Grade Science Lab East Elevation
Scale: 1/4" = 1'-0"

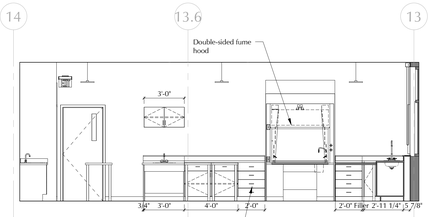

5 A8.2 9th Grade Science Lab South Elevation
Scale: 1/4" = 1'-0"

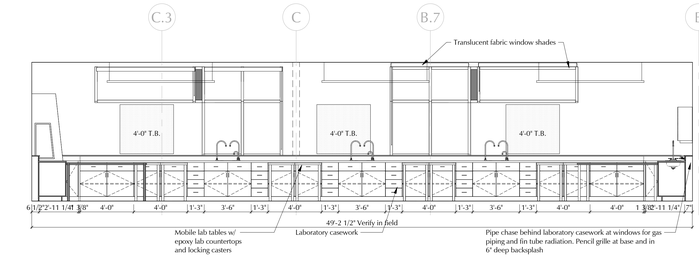

6 A8.2 9th Grade Science Lab West Elevation
Scale: 1/4" = 1'-0"

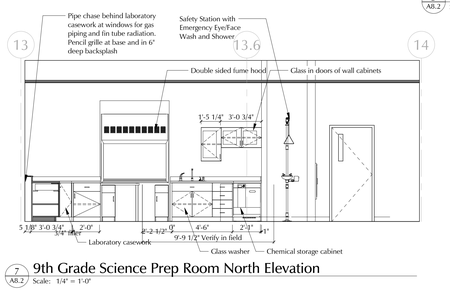

7 A8.2 9th Grade Science Prep Room North Elevation
Scale: 1/4" = 1'-0"

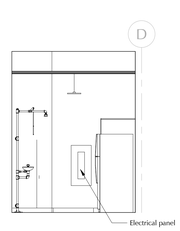

8 A8.2 9th Grade Science Prep Room East Elevation
Scale: 1/4" = 1'-0"

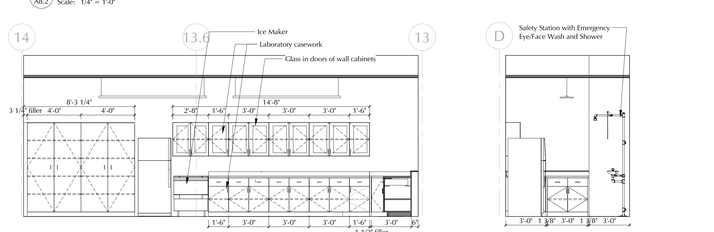

9 A8.2 9th Grade Science Prep Room South Elevation
Scale: 1/4" = 1'-0"

10 A8.2 9th Grade Science Prep Room West Elevation
Scale: 1/4" = 1'-0"

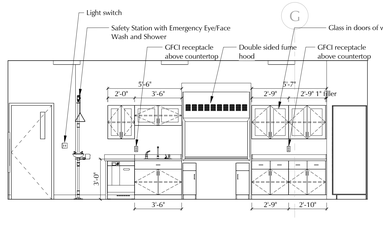

12 A8.2 Typical Science Prep Room East Elevation
Scale: 1/4" = 1'-0"

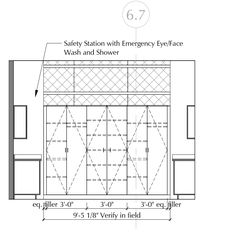

13 A8.2 Typ. Science Prep Room South Elevation
Scale: 1/4" = 1'-0"

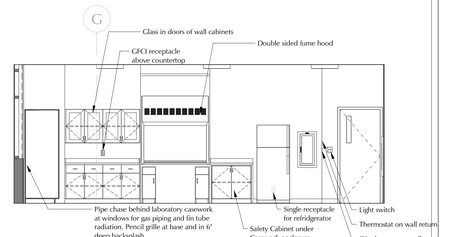

14 A8.2 Typical Science Prep Room West Elevation
Scale: 1/4" = 1'-0"



11 A8.2 Typical Science Prep Room North Elevation
Scale: 1/4" = 1'-0"

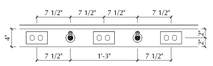

Typical Science Lab Outlet and Gas Detail
Scale: 1" = 1'-0"

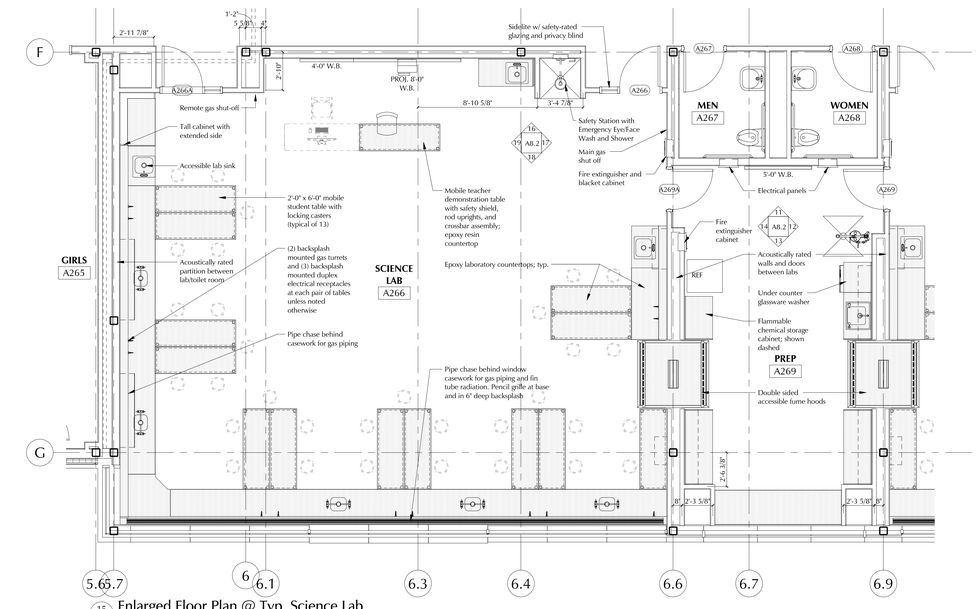

15 A8.2 Enlarged Floor Plan @ Typ. Science Lab
Scale: 1/4" = 1'-0"

A271, A366 and A371 similar
A270, A275, A370, and A375 opposite

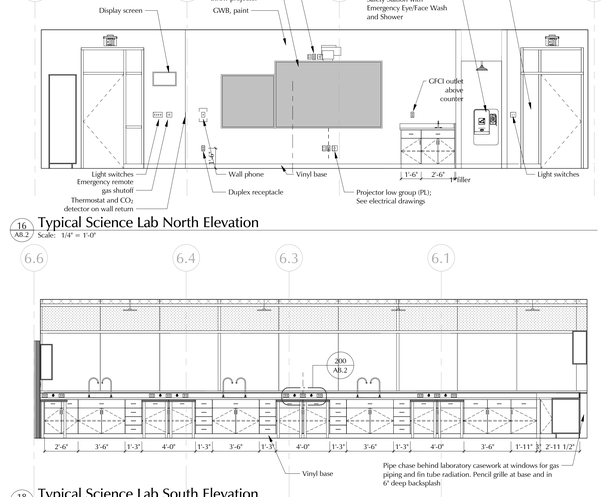

16 A8.2 Typical Science Lab North Elevation
Scale: 1/4" = 1'-0"

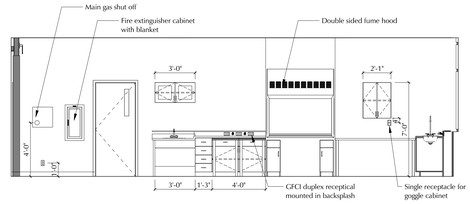

17 A8.2 Typical Science Lab East Elevation
Scale: 1/4" = 1'-0"

18 A8.2 Typical Science Lab South Elevation
Scale: 1/4" = 1'-0"

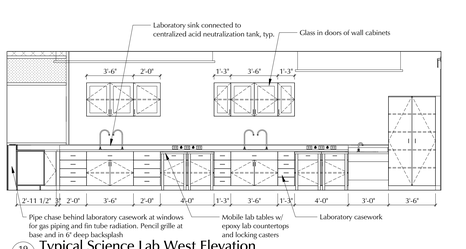

19 A8.2 Typical Science Lab West Elevation
Scale: 1/4" = 1'-0"

LAMOUREUX PAGANO ASSOCIATES, ARCHITECTS
108 GROVE STREET, SUITE 300
WORCESTER, MASSACHUSETTS 01605

MEMBER OF
THE AMERICAN INSTITUTE OF ARCHITECTS

CONSULTANT

OWNER

Worcester Public Schools

Worcester, MA

Project North

PROJECT

FINAL BID PACKAGE

South High Community School

170 Apricot Street, Worcester, MA 01603

TITLE

Typical Science Lab Interior Elevations

Key Plan



REVISIONS

No.	Description	Date

FILE:

DWN. BY: Author | JOB NO: #1611

CKD. BY: Checker | SCALE: As indicated

DATE: January 31, 2019

A8.2

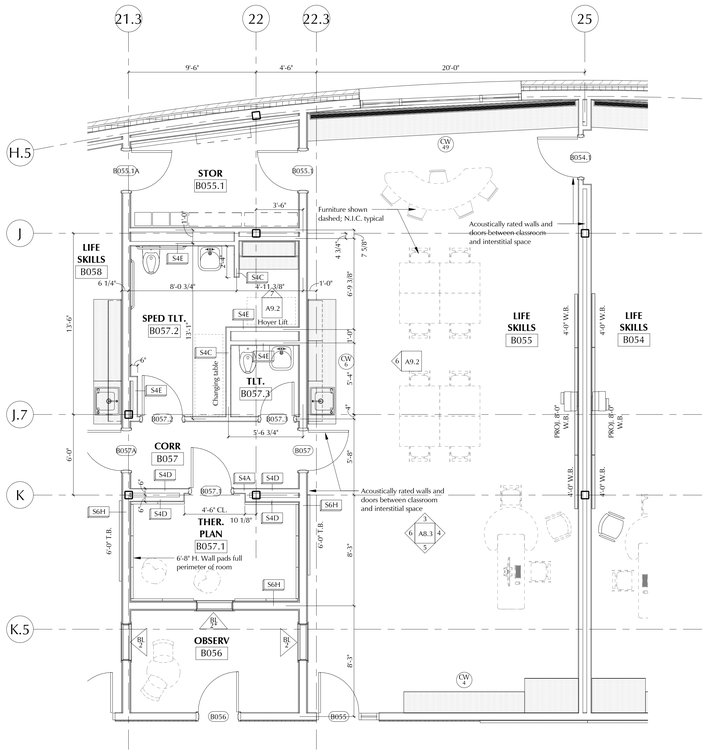

1 AB.3 Enlarged Floor Plan @ Life Skills Classroom
Scale: 1/4" = 1'-0"

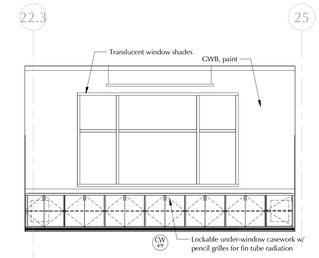

3 AB.3 Typical Life Skills Classroom N. Elevation
Scale: 1/4" = 1'-0"

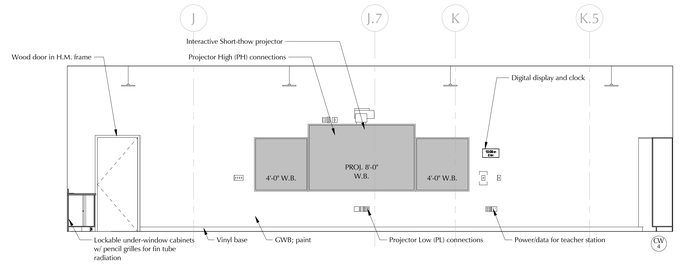

4 AB.3 Typical Life Skills Classroom E. Elevation
Scale: 1/4" = 1'-0"

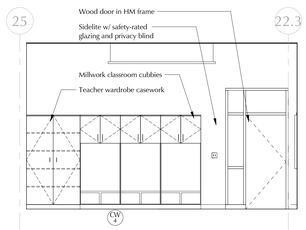

5 AB.3 Typical Life Skills Classroom S. Elevation
Scale: 1/4" = 1'-0"

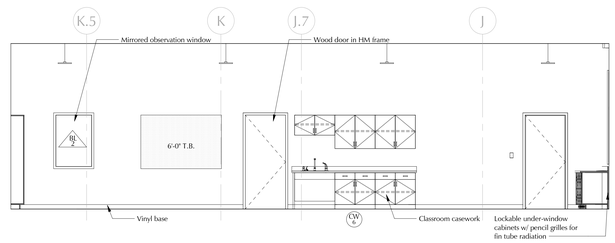

6 AB.3 Typical Life Skills Classroom W. Elevation
Scale: 1/4" = 1'-0"

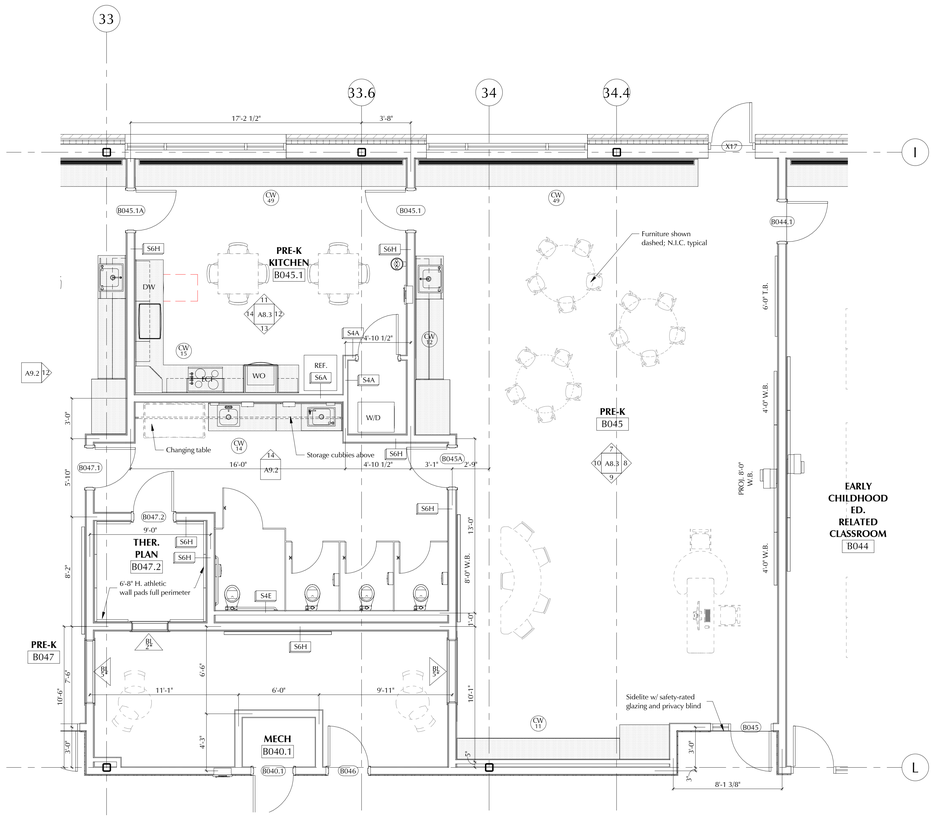

2 AB.3 Enlarged Floor plan @ Pre-K Classroom
Scale: 1/4" = 1'-0"

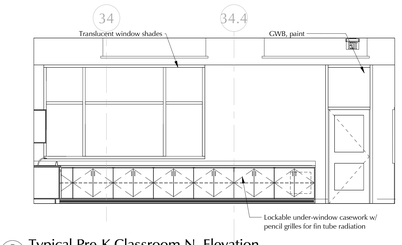

7 AB.3 Typical Pre-K Classroom N. Elevation
Scale: 1/4" = 1'-0"

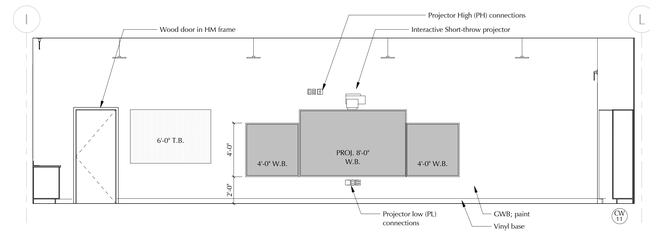

8 AB.3 Typical Pre-K Classroom E. Elevation
Scale: 1/4" = 1'-0"

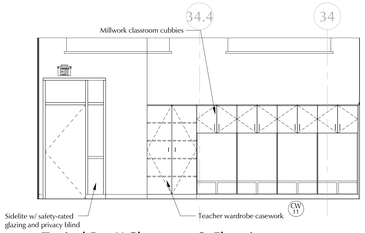

9 AB.3 Typical Pre-K Classroom S. Elevation
Scale: 1/4" = 1'-0"

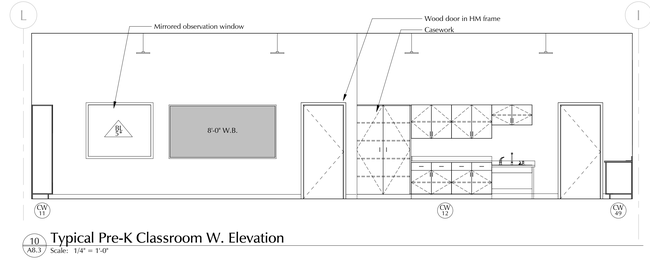

10 AB.3 Typical Pre-K Classroom W. Elevation
Scale: 1/4" = 1'-0"

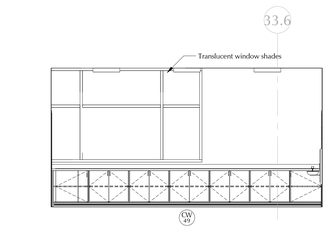

11 AB.3 Pre-K Kitchen N. Elevation
Scale: 1/4" = 1'-0"

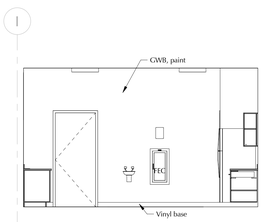

12 AB.3 Pre-K Kitchen E. Elevation
Scale: 1/4" = 1'-0"

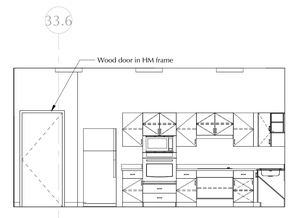

13 AB.3 Pre-K Kitchen S. Elevation
Scale: 1/4" = 1'-0"

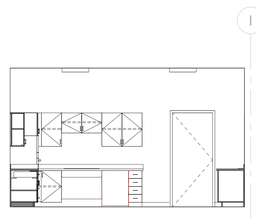

14 AB.3 Pre-K Kitchen W. Elevation
Scale: 1/4" = 1'-0"

LAMOUREUX PAGANO ASSOCIATES, ARCHITECTS
108 GROVE STREET, SUITE 300
WORCESTER, MASSACHUSETTS 01605

MEMBER OF
THE AMERICAN INSTITUTE OF ARCHITECTS

CONSULTANT

OWNER

Worcester Public Schools

Worcester, MA

Project North

PROJECT

FINAL BID PACKAGE

South High Community School

170 Apricot Street, Worcester, MA 01603

TITLE

Typical Pre-K and Life Skills Classroom Elevations

Key Plan

REVISIONS

No.	Description	Date

FILE:

DWN. BY: Author | JOB NO: #1611

CKD. BY: Checker | SCALE: 1/4" = 1'-0"

DATE: January 31, 2019

A8.3

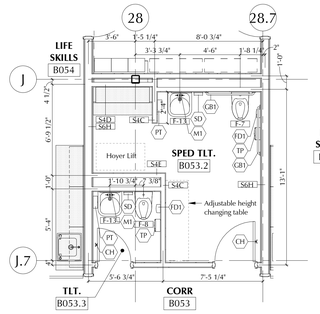

1 A8.4 Enlarged Plan @ Life Skills Toilets
Scale: 1/4" = 1'-0" Rooms B057.2, B057.3 similar/opposite

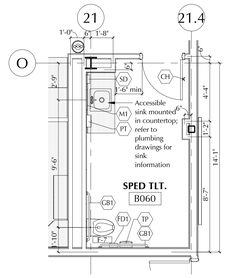

2 A8.4 Enlarged Plan @ VLC Toilet
Scale: 1/4" = 1'-0"

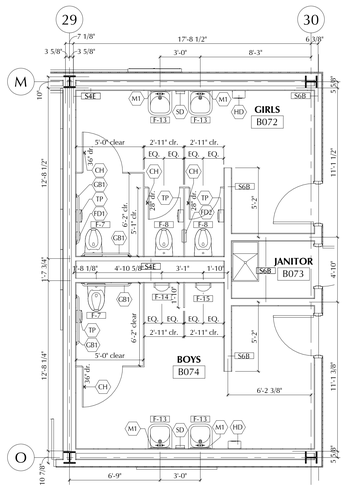

3 A8.4 Enlarged Plan @ Lower Lobby Toilets
Scale: 1/4" = 1'-0"

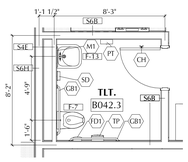

4 A8.4 Enlarged Plan @ Daycare Tlt.
Scale: 1/4" = 1'-0"

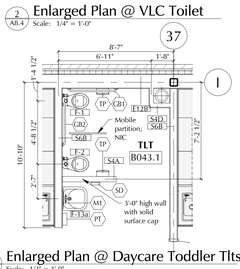

5 A8.4 Enlarged Plan @ Daycare Toddler Tlts.
Scale: 1/4" = 1'-0"

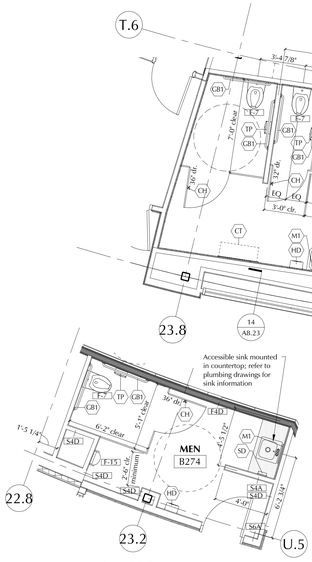

21 A8.4 Enlarged Plan @ Main Lobby Toilet Rooms
Scale: 1/4" = 1'-0"

22 A8.4 Enlarged Plan @ 2nd Fl Auditorium Mens
Scale: 1/4" = 1'-0"

23 A8.4 Enlarged Plan @ 2nd Fl Auditorium Womens
Scale: 1/4" = 1'-0"

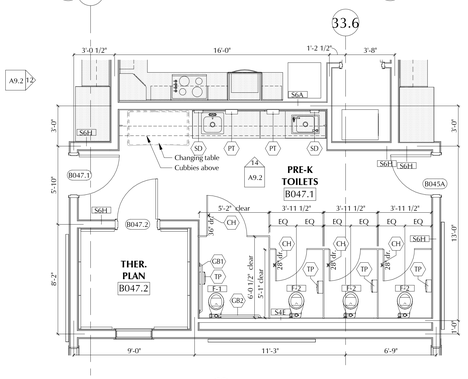

6 A8.4 Enlarged Plan @ Pre-K Toilets
Scale: 1/4" = 1'-0"

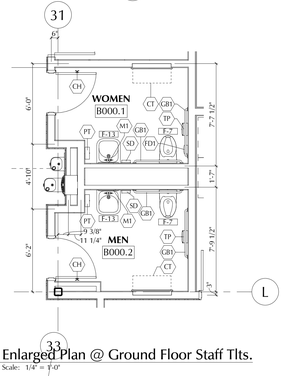

7 A8.4 Enlarged Plan @ Ground Floor Staff Tlts.
Scale: 1/4" = 1'-0"

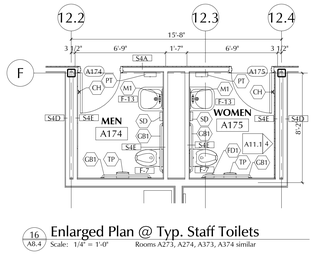

16 A8.4 Enlarged Plan @ Typ. Staff Toilets
Scale: 1/4" = 1'-0" Rooms A273, A274, A373, A374 similar

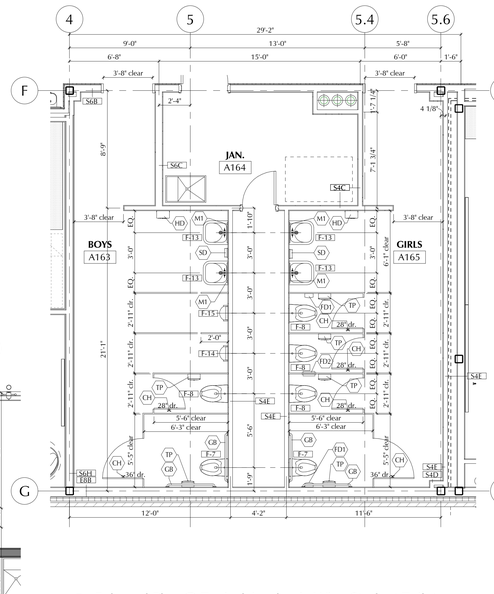

19 A8.4 Enlarged Plan @ Typical Academic Wing Student Toilets
Scale: 1/4" = 1'-0" Rooms A263, A265, A363, A365 similar

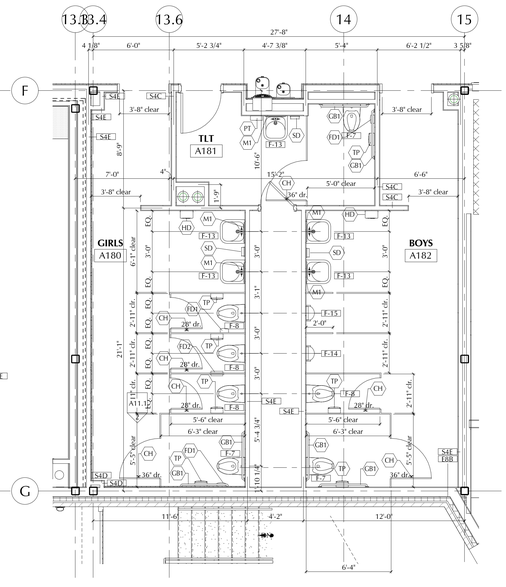

20 A8.4 Enlarged Plan @ Typ. Academic Wing Student Tlts.
Scale: 1/4" = 1'-0" Rooms A280, A281, A282, A380, A381, A382 similar

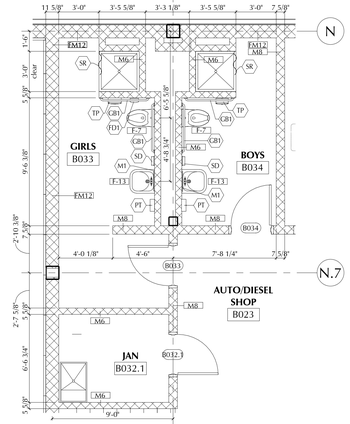

8 A8.4 Enlarged Plan @ Auto/Diesel Shop Toilets
Scale: 1/4" = 1'-0"

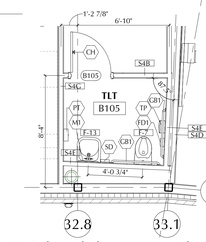

10 A8.4 Enlarged Plan @ Main Admin Toilet
Scale: 1/4" = 1'-0"

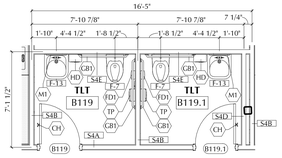

13 A8.4 Enlarged Plan @ Health Suite Tlts.
Scale: 1/4" = 1'-0"

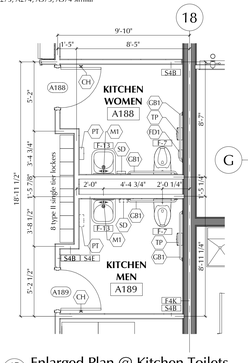

17 A8.4 Enlarged Plan @ Kitchen Toilets
Scale: 1/4" = 1'-0"

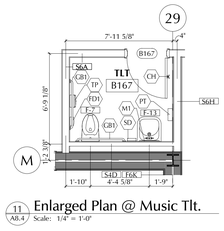

11 A8.4 Enlarged Plan @ Music Tlt.
Scale: 1/4" = 1'-0"

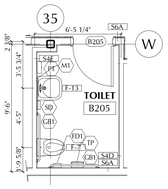

14 A8.4 Enlarged Plan @ Art Tlt.
Scale: 1/4" = 1'-0"

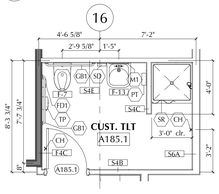

18 A8.4 Enlarged Plan @ Custodian Toilet
Scale: 1/4" = 1'-0"

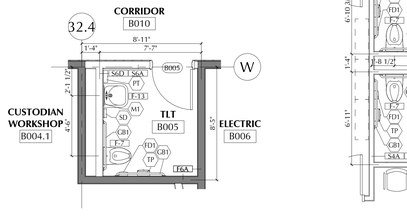

9 A8.4 Enlarged Plan @ Andy's Attic Toilet
Scale: 1/4" = 1'-0"

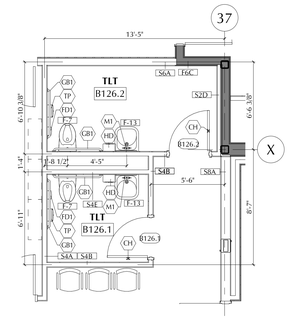

12 A8.4 Enlarged Plan @ Medical Ctr Toilets
Scale: 1/4" = 1'-0"

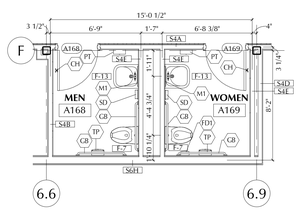

15 A8.4 Enlarged Plan @ Typ. Faculty Toilets
Scale: 1/4" = 1'-0" Rooms A267, A268, A367, A368 similar

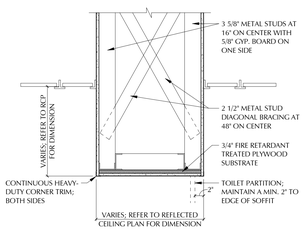

24 A8.4 Toilet Soffit Detail
Scale: 1" = 1'-0"

Typical mounting heights of fixtures and accessories

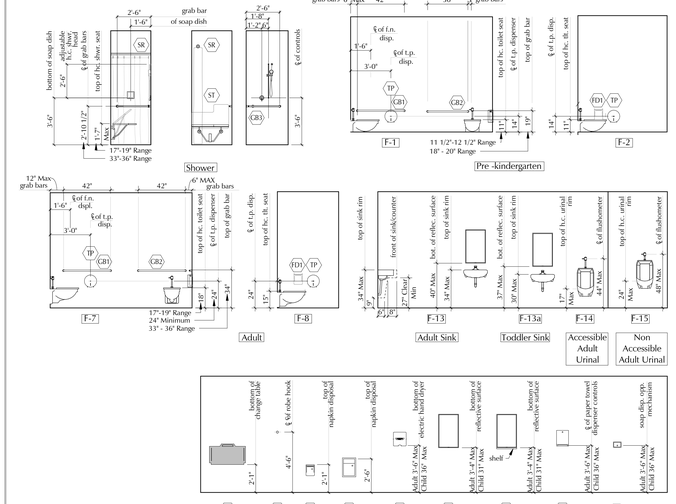

Symbols Legend

- CT BABY CHANGING STATION
- CH COAT HOOK
- FD1 FEMININE NAPKIN DISPOSAL
- FD2 FEMININE NAPKIN DISPOSAL (DOUBLE SIDED)
- GB1 42" GRAB BAR
- GB2 36" GRAB BAR
- GB3 36" GRAB BAR (SHOWER STALL)
- HD ELECTRIC HAND DRYER
- M1 MIRROR; FRAMED
- M2 MIRROR; FRAMED W/ SHELF
- PT PAPER TOWEL DISPENSER (Owner furnished, CM installed)
- SD SOAP DISPENSER (Owner furnished, CM installed)
- SR SHOWER ROD, CURTAIN, and CURTAIN RINGS
- ST HANDICAP SHOWER SEAT W/ PAD
- TP TOILET PAPER DISPENSER (Owner furnished, CM installed)
- WR WASTE RECEPTACLE- FREESTANDING (Owner furnished, CM installed)

Note: Typical mounting heights, legend, and notes also apply to sheet A8.5.

Toilet Room Notes

1. Fixture reference numbers are for mounting heights only, refer to plumbing drawings for fixture types, etc.
2. Mirrors shall be included at all locations indicated with a F-13 symbol on the enlarged toilet room plans.
3. Showers to have full ht. ceramic tiles walls & ceilings on 5/8" cementitious backer board above and adjacent to shower units.
4. See enlarged plans for toilet accessory locations.
5. See floor finish plans for floor finishes, patterns, notes, and details.
6. See finish wall tile for wall tile types, patterns, notes, and details.
7. Toilet room and shower partitions to be floor and ceiling anchored, typical for all partitions.
8. Refer to A3.1B for Outdoor Toilet/Storage Room plans.

LAMOUREUX PAGANO ASSOCIATES, ARCHITECTS
108 GROVE STREET, SUITE 300
WORCESTER, MASSACHUSETTS 01605

MEMBER OF THE AMERICAN INSTITUTE OF ARCHITECTS

CONSULTANT

OWNER

Worcester Public Schools

Worcester, MA

Project North

PROJECT

FINAL BID PACKAGE

South High Community School

170 Apricot Street, Worcester, MA 01603

TITLE

Typical Toilet Plans

Key Plan



REVISIONS

No.	Description	Date

FILE:

DWN. BY:	Author	JOB NO:	#1611
CKD. BY:	Checker	SCALE:	As indicated
DATE:	January 31, 2019		

A8.4

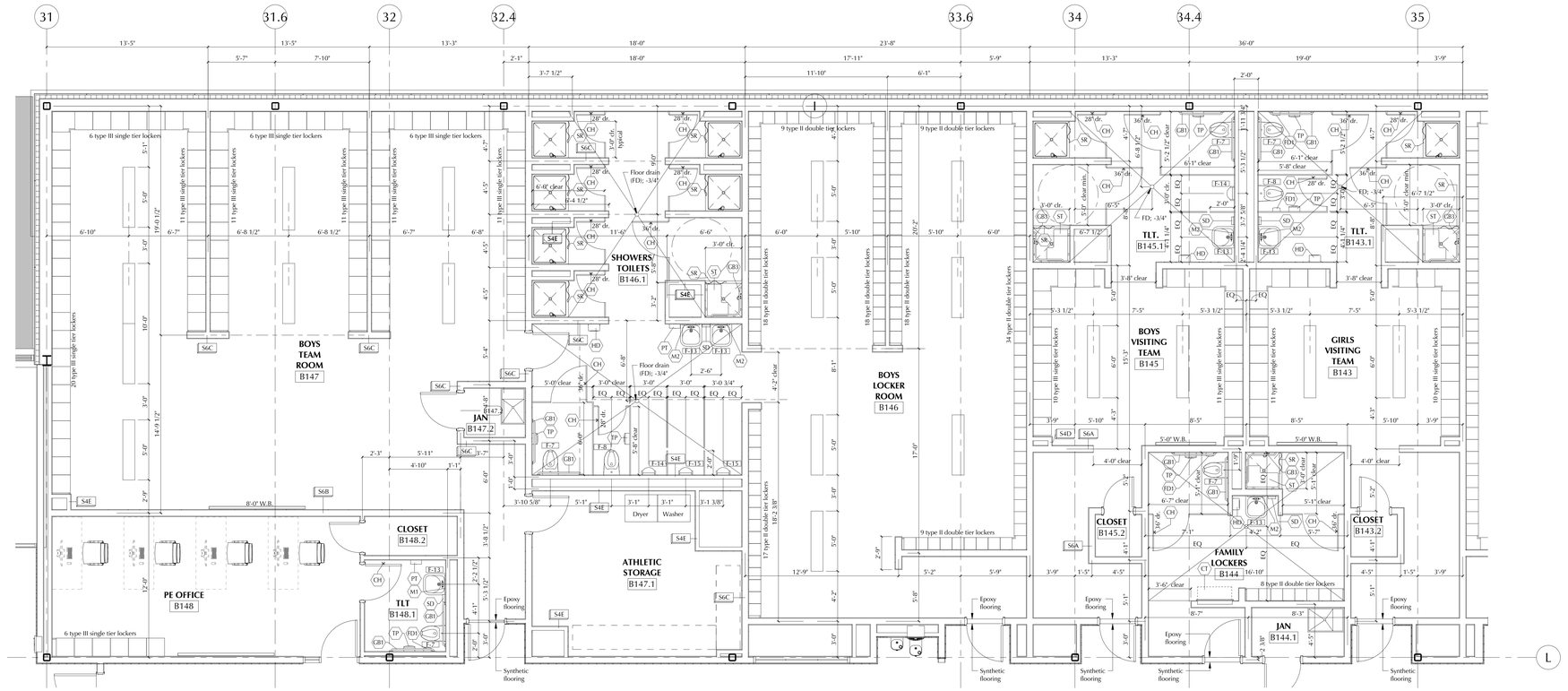

1 / A8.5 Enlarged Plan @ Boys Locker Rm Showers/Tlts.
Scale: 1/4" = 1'-0"

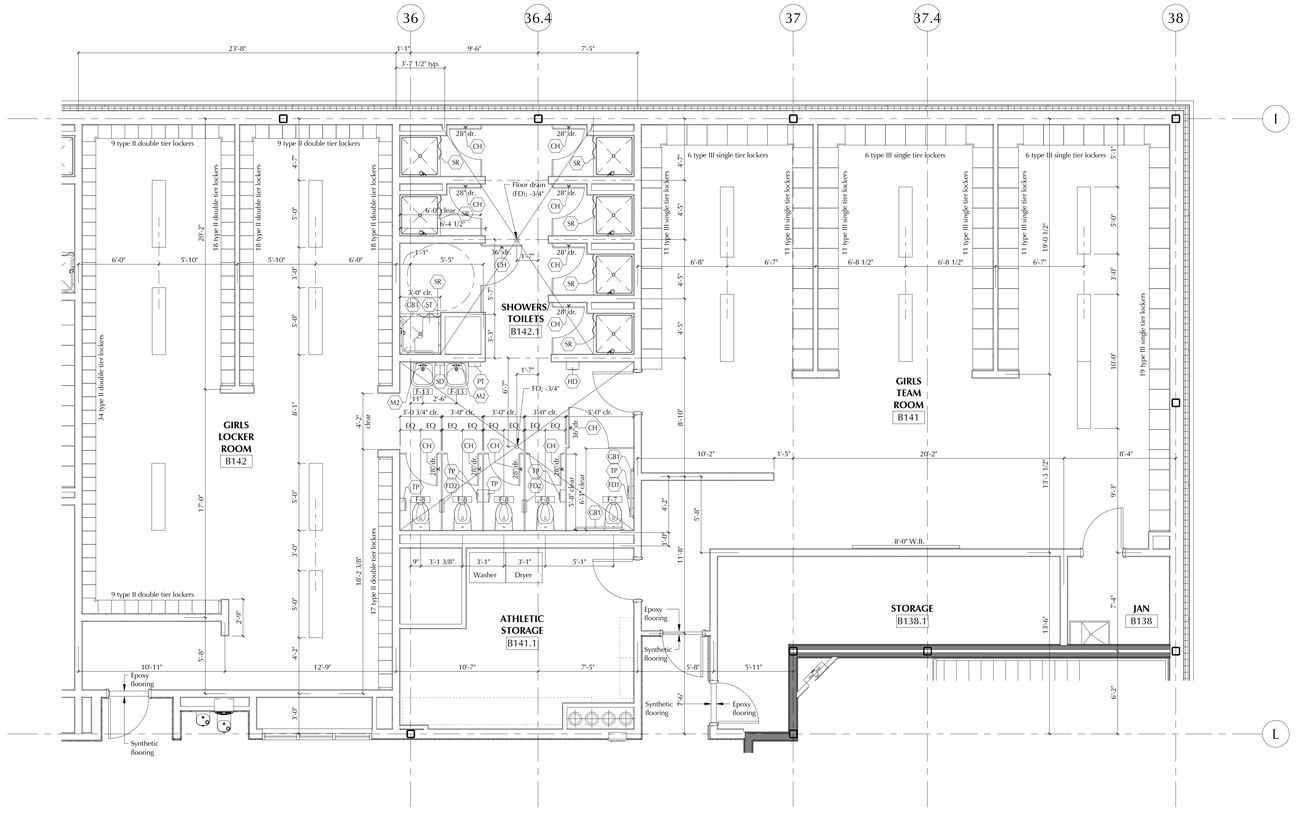

2 / A8.5 Enlarged Plan @ Girls Locker Rm Showers/Tlts.
Scale: 1/4" = 1'-0"

LAMOUREUX PAGANO ASSOCIATES, ARCHITECTS
108 GROVE STREET, SUITE 300
WORCESTER, MASSACHUSETTS 01605

MEMBER OF
THE AMERICAN INSTITUTE OF ARCHITECTS

CONSULTANT

OWNER

Worcester Public Schools

Worcester, MA

Project North

PROJECT

FINAL BID PACKAGE

South High Community School

170 Apricot Street, Worcester, MA 01603

TITLE

Enlarged Locker Room Plans and Details

Key Plan



REVISIONS

No.	Description	Date

FILE:

DWN. BY: Author	JOB NO: #1611
CKD. BY: Checker	SCALE: 1/4" = 1'-0"
DATE: January 31, 2019	

A8.5

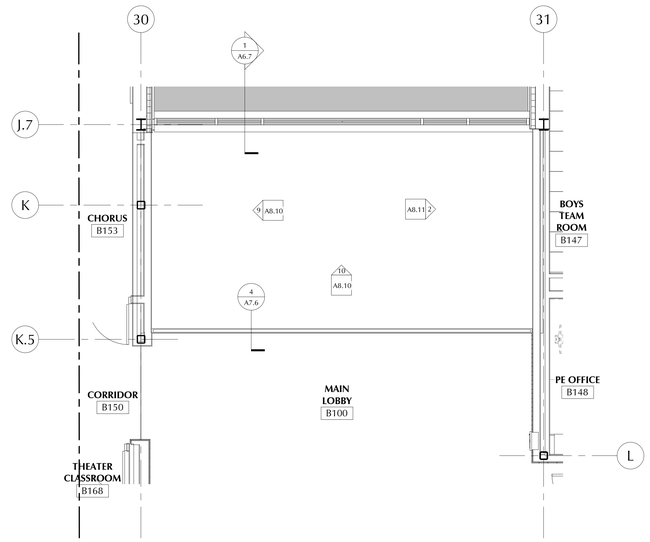

2 A8.6 Partial Main Level Floor Plan - Northeast
Scale: 1/4" = 1'-0"

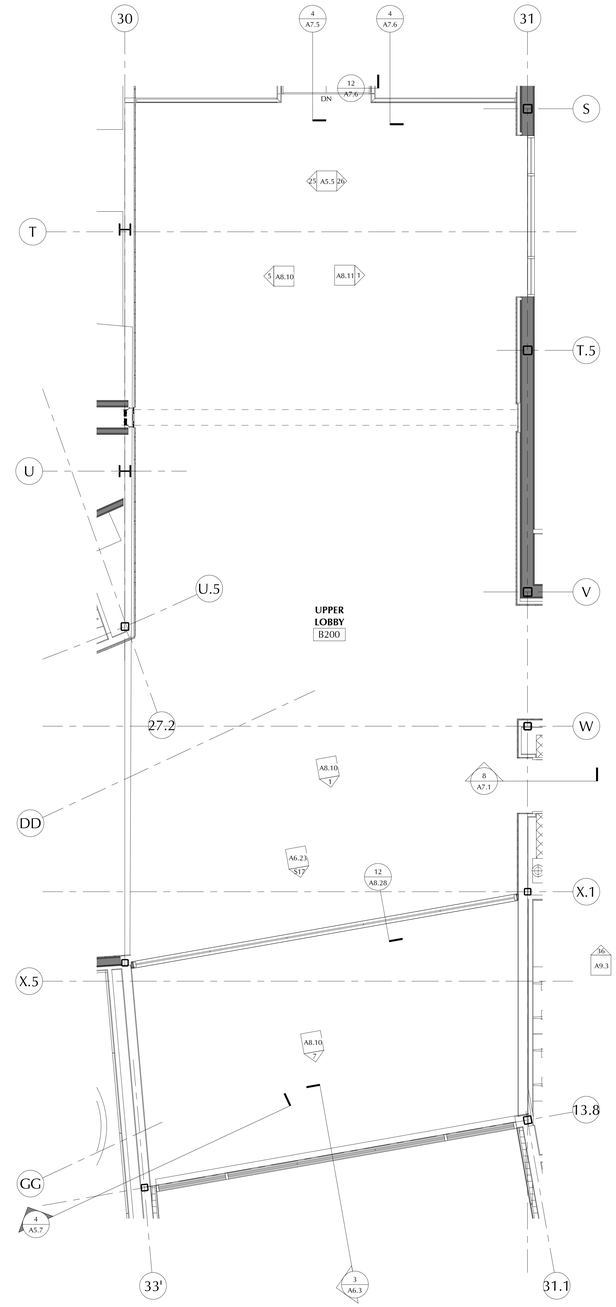

3 A8.6 Partial Enlarged Second Floor Plan Lobby
Scale: 1/4" = 1'-0"

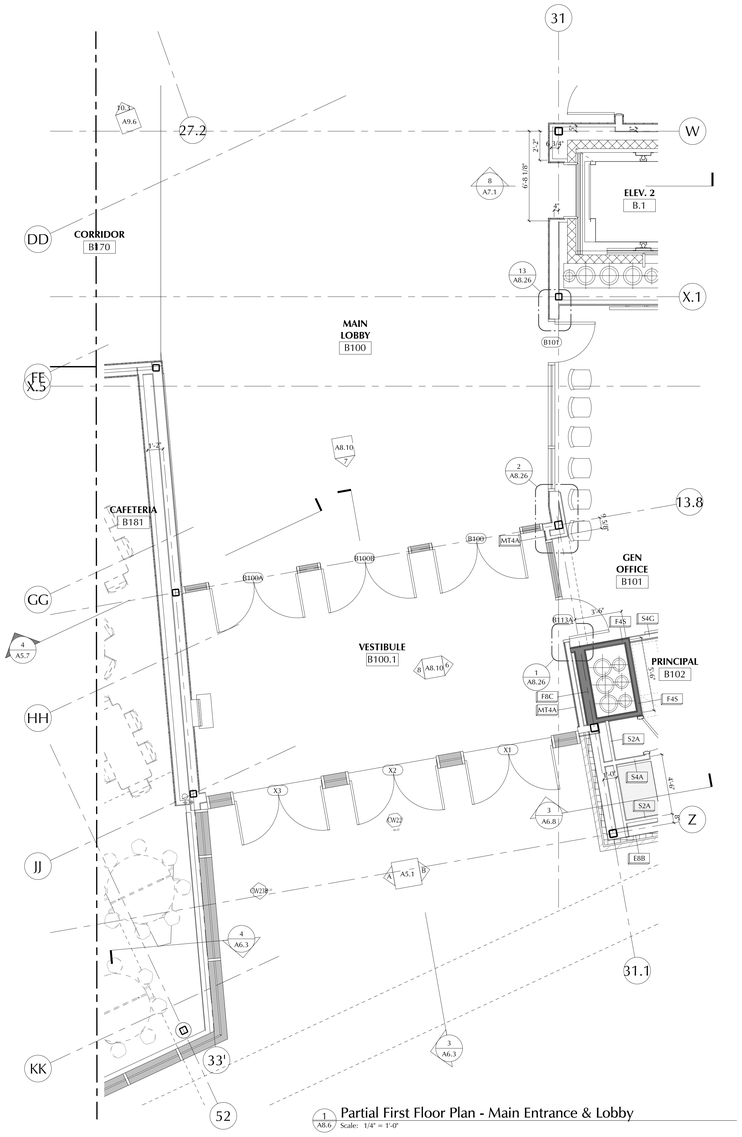

1 A8.6 Partial First Floor Plan - Main Entrance & Lobby
Scale: 1/4" = 1'-0"

LAMOUREUX PAGANO ASSOCIATES, ARCHITECTS
108 GROVE STREET, SUITE 300
WORCESTER, MASSACHUSETTS 01605

MEMBER OF
THE AMERICAN INSTITUTE OF ARCHITECTS

CONSULTANT

OWNER

Worcester Public Schools

Worcester, MA

Project North

PROJECT

FINAL BID PACKAGE

South High Community School

170 Apricot Street, Worcester, MA 01603

TITLE

Enlarged Lobby Plans

Key Plan

BUILDING A
BUILDING B
A
AB
B1
B2

REVISIONS

No.	Description	Date

FILE:

DWN. BY: Author
JOB NO: #1611
CKD. BY: Checker
SCALE: 1/4" = 1'-0"
DATE: January 31, 2019

A8.6

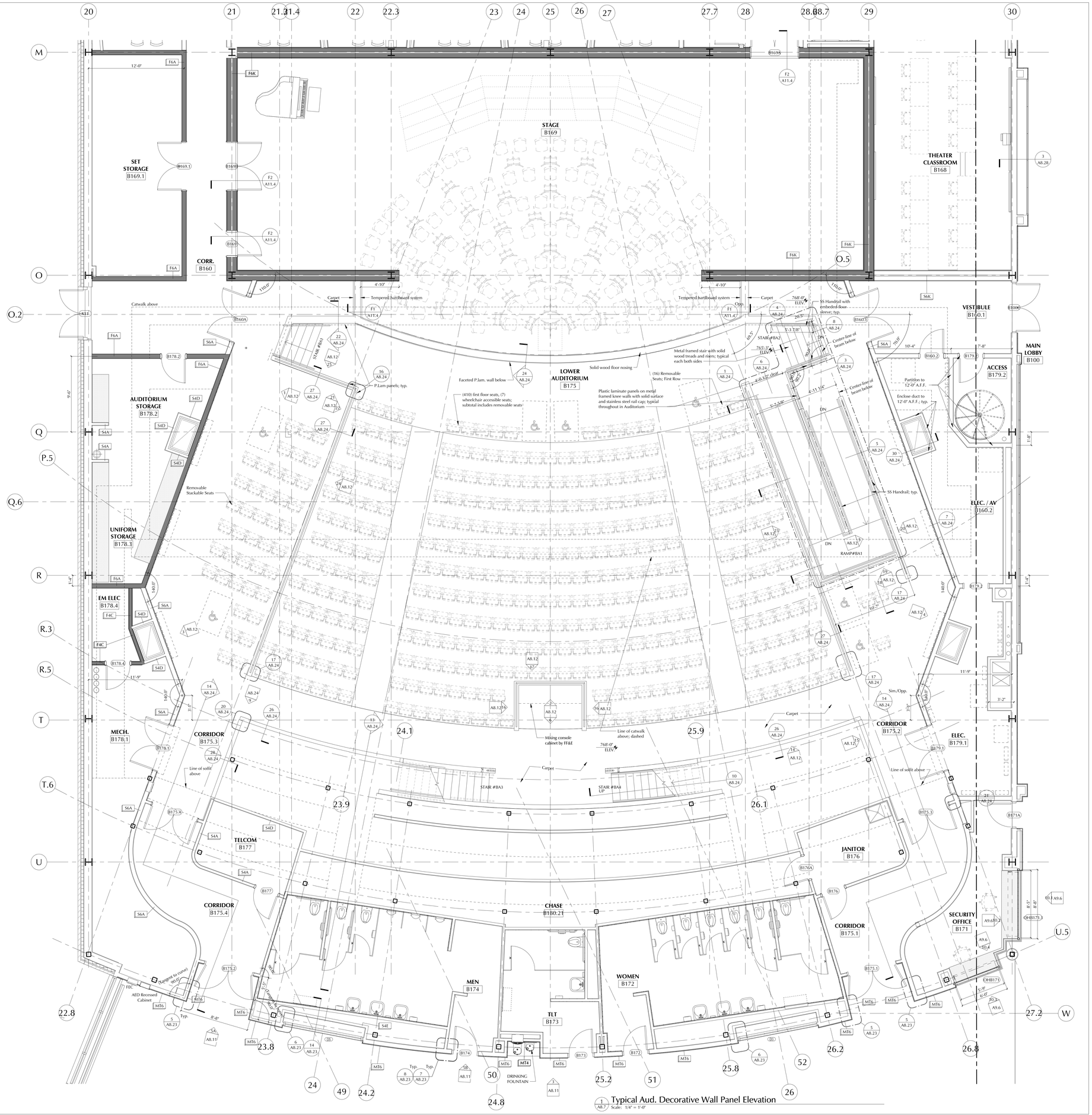

LAMOUREUX PAGANO ASSOCIATES, ARCHITECTS
108 GROVE STREET, SUITE 300
WORCESTER, MASSACHUSETTS 01605

MEMBER OF
THE AMERICAN INSTITUTE OF ARCHITECTS

CONSULTANT

OWNER

Worcester Public Schools

Worcester, MA

PROJECT

FINAL BID PACKAGE

South High Community School

170 Apricot Street, Worcester, MA 01603

TITLE

Enlarged Auditorium First Floor Plan

Key Plan

BUILDING A
BUILDING B
A
AB
B1
B2

REVISIONS

No.	Description	Date

FILE:

DWN. BY: Author
JOB NO: #1611
CKD. BY: Checker
SCALE: 1/4" = 1'-0"
DATE: January 31, 2019

A8.7

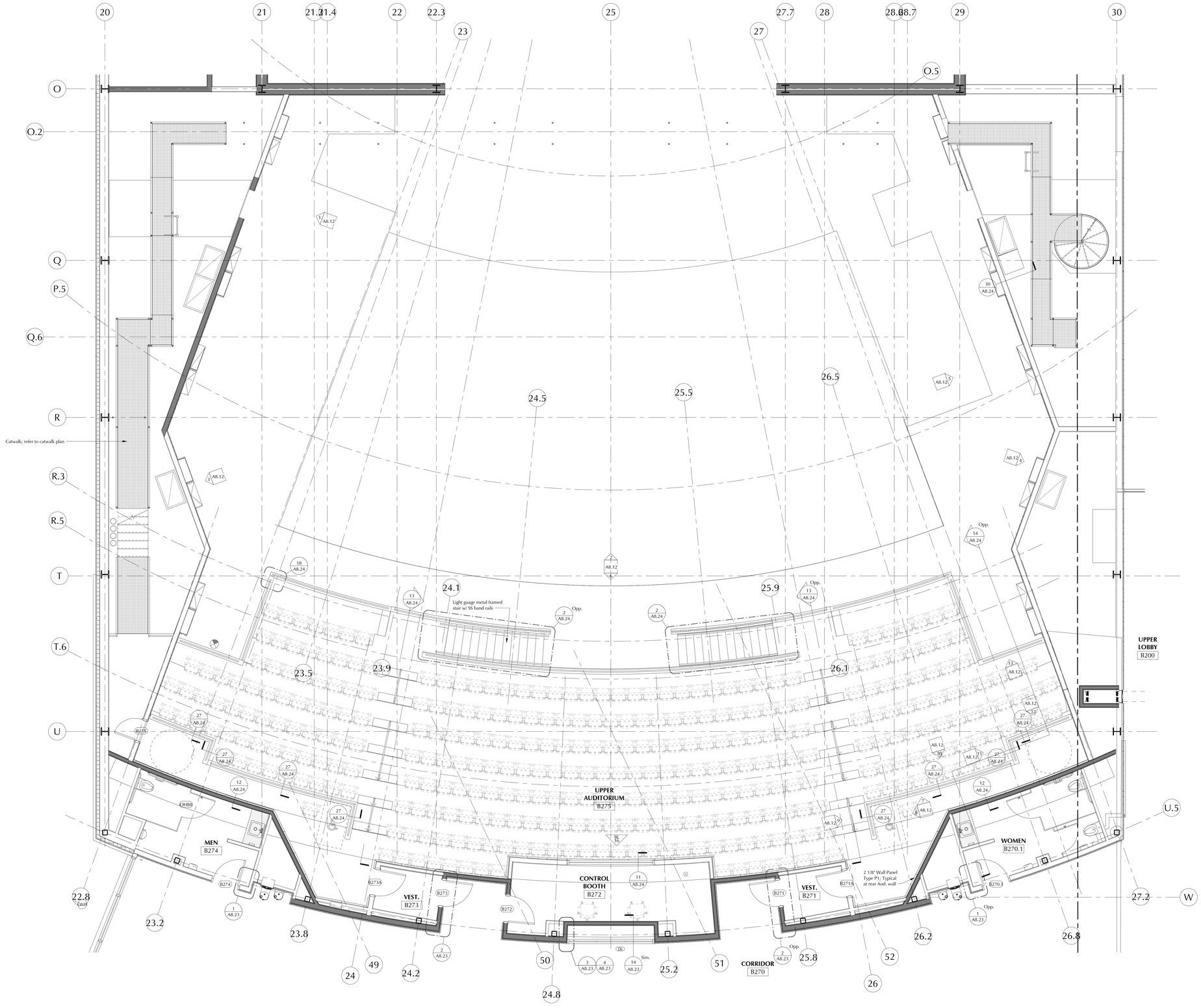

1 A8.8 Enlarged Second Floor Auditorium Floor Plan
Scale: 1/4" = 1'-0"

LAMOUREUX PAGANO ASSOCIATES, ARCHITECTS
108 GROVE STREET, SUITE 300
WORCESTER, MASSACHUSETTS 01605

MEMBER OF THE AMERICAN INSTITUTE OF ARCHITECTS

CONSULTANT

OWNER

Worcester Public Schools

Worcester, MA

Project North

PROJECT

FINAL BID PACKAGE

South High Community School

170 Apricot Street, Worcester, MA 01603

TITLE

Enlarged Auditorium Second Floor Plan

Key Plan

BUILDING A BUILDING B

REVISIONS

No.	Description	Date

FILE:

DWN. BY: Author	JOB NO: #1611
CKD. BY: Checker	SCALE: 1/4" = 1'-0"
DATE: January 31, 2019	

A8.8

DIESEL EQUIPMENT & TOOLS

QUANTITY	Owner Requested	NAME	KEY	BOD / MANUFACTURER	DIMENSIONS l/d	w	h	WORK CLEARANCE	ELECTRICAL REQUIREMENTS	HVAC /PLUMBING REQUIREMENTS	NOTES
BENCHES & WORK SURFACES											
4	Yes	Mobile portable work tables on casters	D.1	WTHS or OTC	48	32	41				BY FF&E
8		Heavy Duty steel work benches w/vises (fixed)	D.2	WTHS or OTC	72	36	36				BY FF&E
LARGE FIXED EQUIPMENT											
1	Yes	Mobile Truck lift (one set of 4 Mobile posts)	D.3	Rotary MCH13	43		69		Charging Voltage: 110v-240v 50/60Hz charger. One master plug.		BY FF&E
2	Yes	10-ton Capacity Lifting system (set of 2 mobile posts)	D.4	OTC 1520	39.5	41.5	53.25			120 PSI	BY FF&E
1	Yes	25 ton capacity heavy duty open throat press	D.5	OTC Model 1826A	28	43	68			>120 PSI	BY FF&E
SMALL & MEDIUM EQUIPMENT											
3	Yes	6000 lb. Diesel Engine Stands with engines	D.6	OTC 1750A	48	55.5	60	3'-0"			BY FF&E
		Diesel Particulate Filter Cleaner and accessories	D.7								N/A: NOT USED
1	Yes	HD Transmission Jack	D.8	OTC 5078	48	36	45			120 PSI	BY FF&E
1	Yes	Adjustable Mobile Gantry crane	D.9	SPANCO E Series 3AW1014	72	48	144				BY FF&E
1	Yes	6000 LB Heavy Duty Crane, mobile	D.10	OTC Model 1814	53	24	88		Electric/hydraulic pump 115V		BY FF&E
2	Yes	22 ton capacity under-axle jack	D.11	OTC 1788B	28.5	14	20			90-120 PSI	BY FF&E
4	Yes	10 Ton Combination Air Lift and Stand	D.12	OTC Model 1591B	40.9	13.86	37.2			120 PSI	BY FF&E
8	Yes	10 Ton Jack stands	D.13	OTC 1774B	11	10	15.2-24				BY FF&E
1	Yes	2,200 lb. Capacity Low-Lift Transmission Jack	D.14	OTC 5019A	52	32.5	36.5				BY FF&E
1	Yes	Truck clutch and fly wheel handler	D.15	OTC 5018A	32.5	24.5	38.25				BY FF&E
1		Drill press	D.16	Dayton 5PHC3	35	20	60		1 HP Motor Voltage 120/240 Amps AC 10.2/5.1		BY FF&E
3		Wire wheel and grinder w/stand	D.17	Dayton 2LKR9 w/ 49H005 stand	12	26	36		3/4 HP Motor Voltage 120/240 Amps 7.0/3.5		BY FF&E
1		Brake parts washer	D.18	CRC SmartWasher SW-23	43	28	42		115V (220VAC) GFCI outlet required		BY FF&E
SMALL TOOLS											
1	Yes	Charged air cooler test	N/A	OTC 5039	8	12	8				BY FF&E
2	Yes	Truck Wheel Bearing Locknut Sockets (6-pt.)	N/A	OTC 9850							BY FF&E
1	Yes	Kingpin & Brake Anchor Press	N/A	OTC 4240	3	11	11				BY FF&E
2	Yes	Pin press w/ hydraulic hand pump & hose	N/A	OTC 5080, 4002, 9767	18.9	18.2	5.2				BY FF&E
2	Yes	Ten way side hammer puller (seal puller)	N/A	OTC 7948							BY FF&E
2	Yes	3/4" Torque Wrench	N/A	OTC 7379	46	4.5	4				BY FF&E
4	Yes	Snap-on mobile battery-12 and 24 volt	N/A	Snap-On EECS306C							BY FF&E
2		Hydraulic Fittings, Hose & Hydraulic crimper	N/A	Parker 94C-001-PFD							BY FF&E
14		Sets of Diesel Air Tools	N/A	Snap On							BY FF&E
TRAINING AIDS											
		TK Refrigeration floor unit-mobile	D.19								N/A: NOT USED
1		Engine Brakes - Trainers	D.20	ATech Model 6410 (Similar)							BY FF&E
1		Air Brakes - Trainers	D.21	ATech Model 6420 (Similar)							BY FF&E
8		Hydraulic trainer cases	D.22		18	24	12				BY FF&E
1	Yes	Diesel engine performance trainer (fixed)	D.23	ATech Model 650HD	112	54	65	3'-0"		coiling hose exhaust	BY FF&E
1	Yes	Diesel Engine performance trainer (mobile)	D.24	ATech Model 650D	54	54	52	3'-0"		coiling hose exhaust	BY FF&E
MISCELLANEOUS											
2		Flammable storage cabinet	D.25	Jamco Products Item # FS45	18	43	70			Venting Required	BY FF&E
4		Tire Steps	N/A	Big Truck Tire Step Standard Two-Step							BY FF&E

AUTO EQUIPMENT & TOOLS

QUANTITY	Owner Requested	NAME	KEY	BOD / MANUFACTURER	DIMENSIONS l/d	w	h	WORK CLEARANCE	ELECTRICAL REQUIREMENTS	HVAC/PLUMBING REQUIREMENTS	NOTES
BENCHES & WORK SURFACES											
4	Yes	Mobile heavy duty work tables on casters	A.1	WTHS or OTC	48	32	41				BY FF&E
4	Yes	Heavy Duty steel work benches w/vises (fixed)	A.2	WTHS or OTC	72	36	36				BY FF&E
LARGE FIXED EQUIPMENT											
2	Yes	15000 lb. capacity fixed two-post lifts	A.3	Rotary SPO15	260	155	170	NATEF Standards	2 HP motor 208v-230v		BY FF&E
1	Yes	14000 lb. capacity four post lift	A.3a	Rotary SM14	226	132	90	NATEF Standards	2 HP motor 208v-230v		BY FF&E
1	Yes	Wheel alignment lift	A.4a	Rotary ARO14EL 100 series w/ R108O	260	140	36	NATEF Standards	2 HP motor 208v-230v Power supply 110v/10/60 Hz		BY FF&E
2	Yes	Brake lathe	A.5	Hunter BL50S	67	40	50		115 V, 15 A, 60 Hz, 1 ph.		BY FF&E
2		Tire Machine	A.6a	Rotary R145	53	52	68		110v/10/60 Hz		BY FF&E
		Tire Machine	A.6b								N/A: NOT USED
2	Yes	Wheel Balancer	A.7	Hunter Engineering Road Force Elite					196-253V, 10 amp, 60Hz, 1 ph	120 PSI	BY FF&E
SMALL & MEDIUM EQUIPMENT											
1	Yes	Wheel aligner console	A.4	Rotary R108O							BY FF&E
1	Yes	Brake parts washer	A.8	CRC SmartWasher SW-23	43	28	42		115V (220VAC) GFCI outlet required		BY FF&E
4	Yes	Mobile Engine Stands with engines	A.9	OTC 1726A	42	24	43				BY FF&E
1	Yes	Mobile Engine Crane	A.10	OTC 1819	79	38	60				BY FF&E
1	Yes	25 Ton press w/air connection	A.11	OTC 1834	30	44	71			>120 PSI	BY FF&E
2	Yes	Air conditioner machine (mobile)	A.12	Robinair 34788NI	20	43	42				BY FF&E
2	Yes	1234YF Recover, Recycle, Recharge Machine	A.12a	Robinair AC1234-6							BY FF&E
1	Yes	Drill press	A.13	Dayton 5PHC3	35	20	60		1 HP Motor Voltage 120/240 Amps AC 10.2/5.1		BY FF&E
3	Yes	Wire wheel and grinder w/stands	A.14	Dayton 2LKR9 w/ 49H005 stand	12	26	36		3/4 HP Motor Voltage 120/240 Amps 7.0/3.5		BY FF&E
2		3 Ton floor Jacks	A.15	OTC 5303	14	28	7				BY FF&E
8		3 Ton Jack stands (4 sets of 2)	A.16	OTC 5372	8	7	12				BY FF&E
4		Automatic transmissions with stands	A.17	OTC 5237 (stand) Local Vendor (transmissions)	22	22	50				BY FF&E
1	Yes	1667 Emissions and smoke tester	N/A	OTC RM1020CPCL					12 VDC battery (built-in)		BY FF&E
SMALL TOOLS											
6		Oil Drain	N/A	Ranger RD-18G							BY FF&E
4		Battery Charger 12 volt (portable)	N/A	Snap-On EEBC 100A							BY FF&E
6		Sets of Auto Air Tools (6) 1/4" drive air ratchets (6) 3/8 drive air ratchets (6) 1/2 drive air guns (6) air saws (6) air cut off wheels (6) air wire wheel (6) air hammers	N/A	Snap On							BY FF&E
TRAINING AIDS											
1	Yes	4-Wheel break trainer	A.18	ATech Model 400-4W	38	50	50				BY FF&E
1	Yes	Power steering trainer	A.19		65	40	58				BY FF&E
1		Hybrid Electric vehicle trainer	A.20	ATech Model 680 Special	36	52	64				BY FF&E
		Suspension - Trainers	A.21								N/A:NOT USED
2		Clutch trainer	A.22	ATech Model 130 (Manual-Rear) and Atech Model 1220 (Automatic)	33	50	44				
1		Front wheel Drive Axle - Trainer	A.23	ATech Model 1210							
MISCELLANEOUS											
2		Flammable storage cabinet	A.24	Jamco Products Item # FS45	18	43	70			Venting Required	BY FF&E
3		Heavy duty step stools	A.25	ULINE H-2793	34	21	30				BY FF&E

SHARED EQUIPMENT & TOOLS

QUANTITY	Owner Requested	NAME	KEY	BOD / MANUFACTURER	DIMENSIONS l/d	w	h	WORK CLEARANCE	ELECTRICAL REQUIREMENTS	HVAC/PLUMBING REQUIREMENTS	NOTES
LARGE FIXED EQUIPMENT											
1	Yes	Air Compressor	S.1	Hope Air (Kaeser SM10T w/ integrated dryer & separate receiver tank)	24.75	47.25	43.75		Standard equipment voltage 480	Compressed air delivery system at perimeter of shop. • District requested ½" piping all around and ½" and 3/8" connections at each air location. Need shut off at each location. Shutoff at each fitting with ball valve, before manifold. Trueflight manifolds–T type style of the connection push button quick connect instead of sliders.	BY FF&E
1		200 Gal Waste Oil tank	S.2	New Pig PAK250	54	34	43				BY FF&E
1		Electric Chain Hoist on trolley (5 ton)	S.3	Harrington (N)ERM050L-L/S					Standard Voltage 208-230/460-3-60 Control Voltage 110V (optional 24V)		BY FF&E
SMALL & MEDIUM EQUIPMENT											
4	Yes	Electric Welder with cart	S.4	Miller DC1259 Multimatic 215	23	13	17		Input Power 120 or 240 V, 50/60 Hz, 1-Phase		BY FF&E
1		Plasma cutter	N/A	Miller PC9-6	18.9	8.5	15.2		Input Power 240V/26.7A/60 Hz/1-Phase, 6.4 KVA, 6.3 KW		BY FF&E
2		Sets of Oxygen/Acetylene Torches	N/A	Miller CGA300/ Airgas							BY FF&E
											BY FF&E
16	Yes	Medium Toolboxes with hand tools	S.5		58	26	44				BY FF&E
4	Yes	Large Tool Box with specialty tools	S.6		90	27	47				BY FF&E
SMALL TOOLS											
											BY FF&E
5		Chains & Straps	N/A	Local Parts Store							BY FF&E
2		Miscellaneous Pullers (full set)	N/A	OTC 7948							BY FF&E
45		Multi-Meter (1 per student)	N/A	Local Parts Store							BY FF&E
20		Wiring Device tool Kits (fuses, wire, connectors, crimpers & pliers)	N/A	Local Parts Store							BY FF&E
20		Soldering irons	N/A	Local Parts Store							BY FF&E
4		Hardware Bins (fractional and metric)	N/A	Local Parts Store							BY FF&E
10		Creepers	N/A	Local Parts Store							BY FF&E
1		Electric hand tools (2) 6" electric grinders (2) 1/2" chuck electric drills (2) 3/8 chuck electric drills (2) electric saws all (6) cordless drills with 8 extra batteries	N/A								BY FF&E
TRAINING AIDS											
4	Yes	Rear axel with differential and stand (complete assemble)	S.7	Atech Model 126							BY FF&E
1		Air Conditioner trainers	S.8	Atech Model 1351					220V 5HP Motor		BY FF&E
		Vehicles/Trucks	N/A								N/A: NOT USED
8		Electrical - Trainers	S.9	ATech 1800 Series							BY FF&E
MISCELLANEOUS											
4	Yes	Mobile heavy duty shelving	S.10		48	24	60				BY FF&E
1	Yes	Floor Washer	S.11		48	36	24			requires a dedicated charging station	BY FF&E
0	Yes	Electric mobile hand Fork Lift (Pallet jack)	S.12		79	44	88			requires a dedicated charging station	BY FF&E
15		Rolling computer carts	S.13		24	24	72			Power outlet (not on emergency shut-off)	BY FF&E
6		25' air hoses	N/A	Local Parts Store							BY FF&E
2		100' air hoses	N/A	Local Parts Store							BY FF&E
20		60LED Corded work lights	N/A	SUNEX/Pit Pro							BY FF&E
12		Electrical Cords (2 per bay)	N/A	Local Parts Store							BY FF&E
45		PPE	N/A	Local Parts Store							BY FF&E

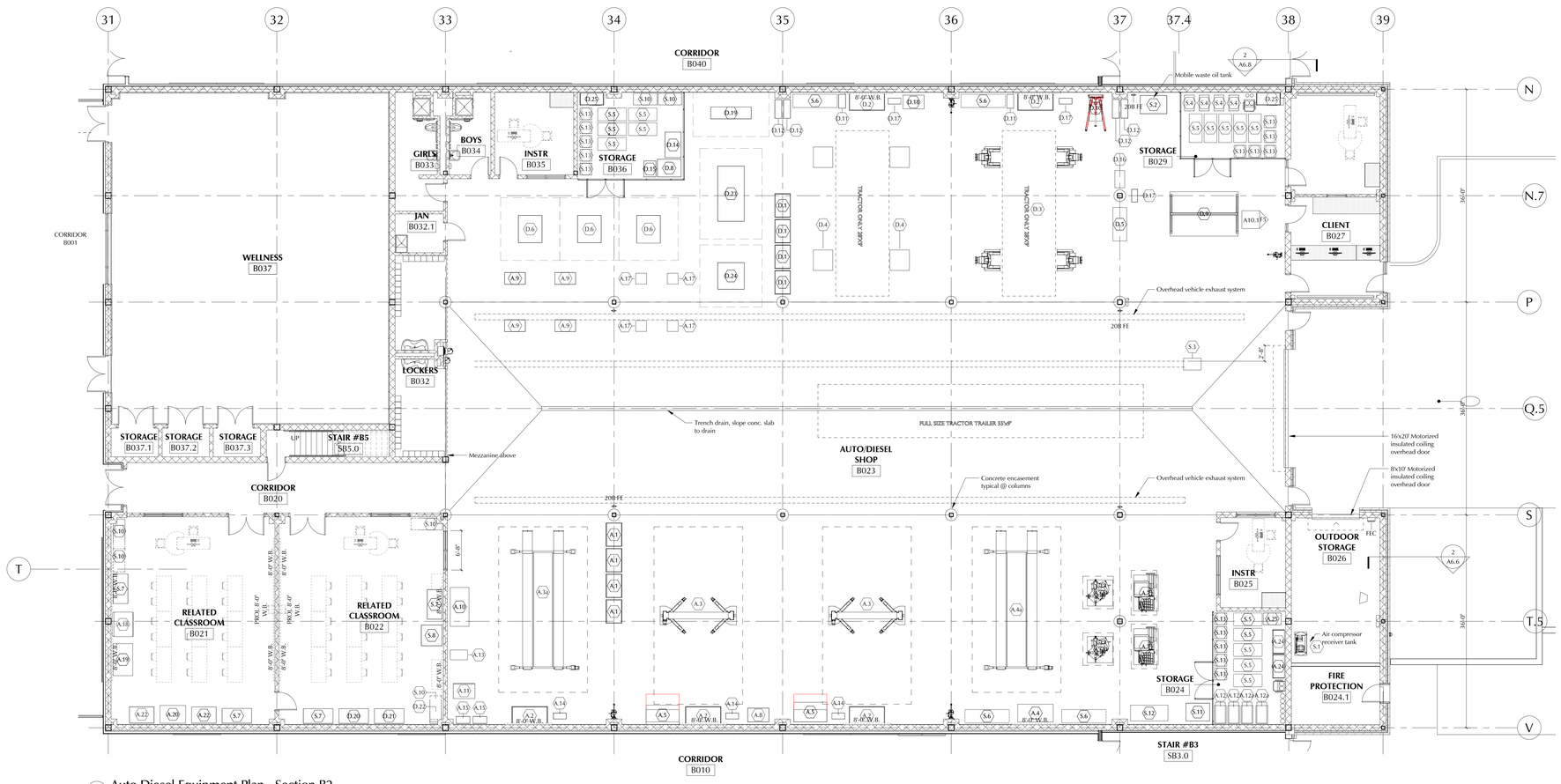

1 A8.9 Auto Diesel Equipment Plan - Section B2
Scale: 1/8" = 1'-0"

LAMOUREUX PAGANO ASSOCIATES, ARCHITECTS
108 GROVE STREET, SUITE 300
WORCESTER, MASSACHUSETTS 01605

MEMBER OF
THE AMERICAN INSTITUTE OF ARCHITECTS

CONSULTANT

OWNER

Worcester Public Schools

Worcester, MA

Project North

PROJECT

FINAL BID PACKAGE

South High Community School

170 Apricot Street, Worcester, MA 01603

TITLE

Auto/ Diesel Equipment Plan and Schedule

Key Plan

BUILDING A
BUILDING B
A
AB
B1
B2

REVISIONS

No.	Description	Date

FILE:

DWN. BY: Author	JOB NO: #1611
CKD. BY: Checker	SCALE: 1/8" = 1'-0"
DATE: January 31, 2019	

A8.9

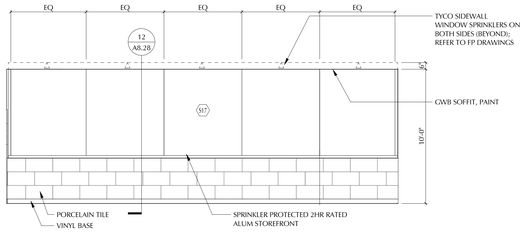

1 A8.10 Upper Lobby SW Interior Elevation
Scale: 1/4" = 1'-0"

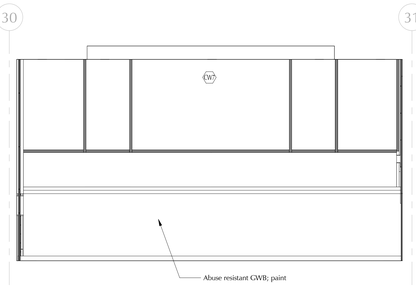

4 A8.10 Lower Lobby SW Interior Elev.
Scale: 1/4" = 1'-0"

5 A8.10 Lobby Partial NW Interior Elevation
Scale: 1/4" = 1'-0"

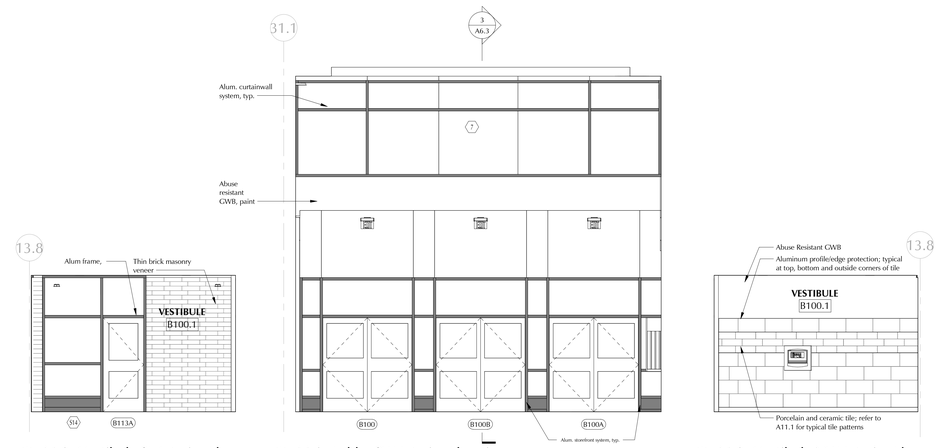

6 A8.10 Main Vestibule SE Interior Elev.
Scale: 1/4" = 1'-0"

7 A8.10 Main Lobby SW Interior Elevation
Scale: 1/4" = 1'-0"

8 A8.10 Main Vestibule NW Interior Elev.
Scale: 1/4" = 1'-0"

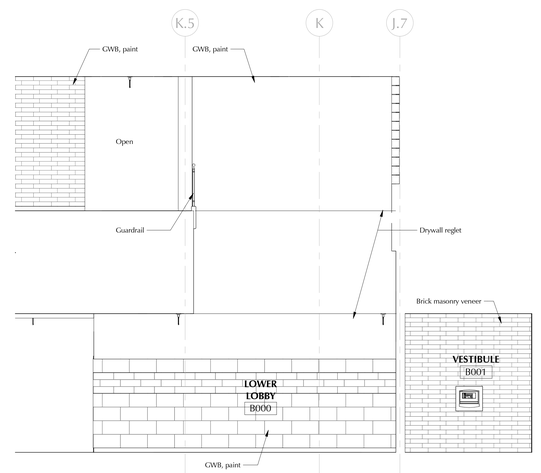

9 A8.10 Lobby Partial NW Interior Elevation
Scale: 1/4" = 1'-0"

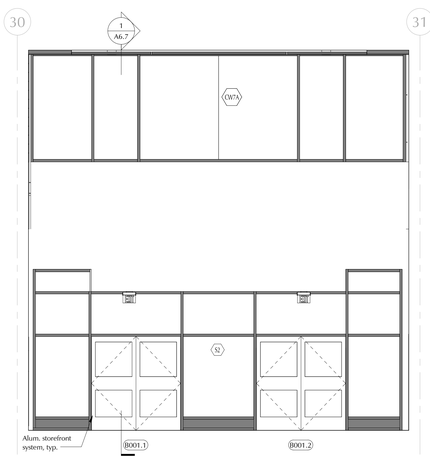

10 A8.10 Lower Lobby NE Interior Elevation
Scale: 1/4" = 1'-0"

LAMOUREUX PAGANO ASSOCIATES, ARCHITECTS
108 GROVE STREET, SUITE 300
WORCESTER, MASSACHUSETTS 01605

MEMBER OF
THE AMERICAN INSTITUTE OF ARCHITECTS

CONSULTANT

OWNER

Worcester Public Schools

Worcester, MA

Project North

PROJECT

FINAL BID PACKAGE

South High Community School

170 Apricot Street, Worcester, MA 01603

TITLE

Interior Elevations - Lobby & Vestibule

Key Plan

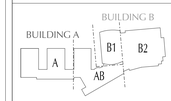

REVISIONS

No.	Description	Date

FILE:

DWN. BY: Author | JOB NO: #1611

CKD. BY: Checker | SCALE: 1/4" = 1'-0"

DATE: January 31, 2019

A8.10

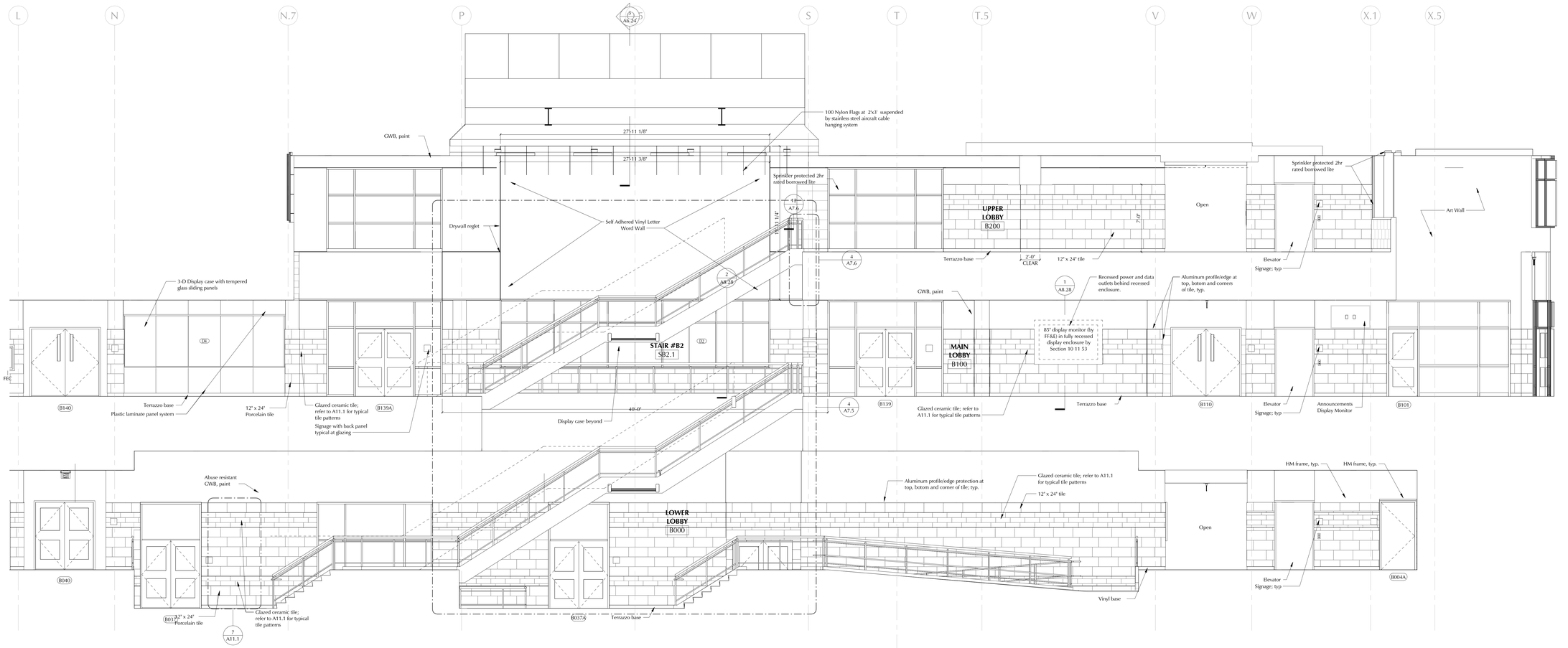

1 A8.11 Lobby Partial SE Interior Elevation
Scale: 1/4" = 1'-0"

2 A8.11 Lobby Partial SE Interior Elevation - con't
Scale: 1/4" = 1'-0"

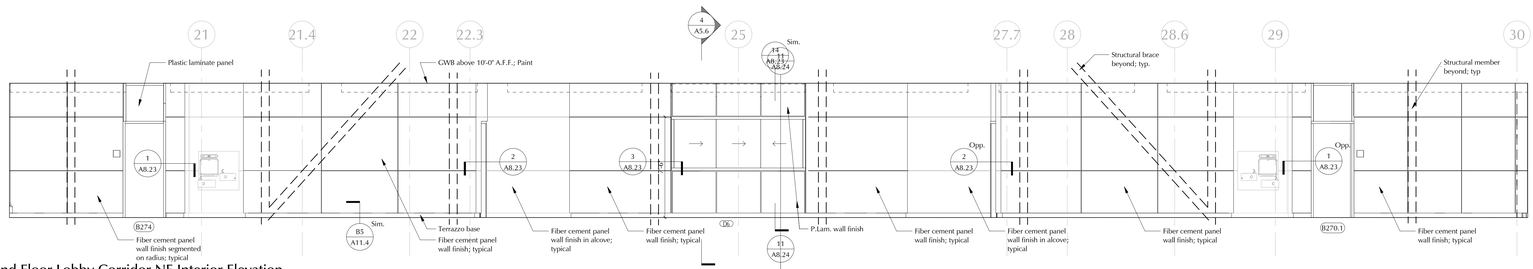

4 A8.11 Second Floor Lobby Corridor NE Interior Elevation
Scale: 1/4" = 1'-0"

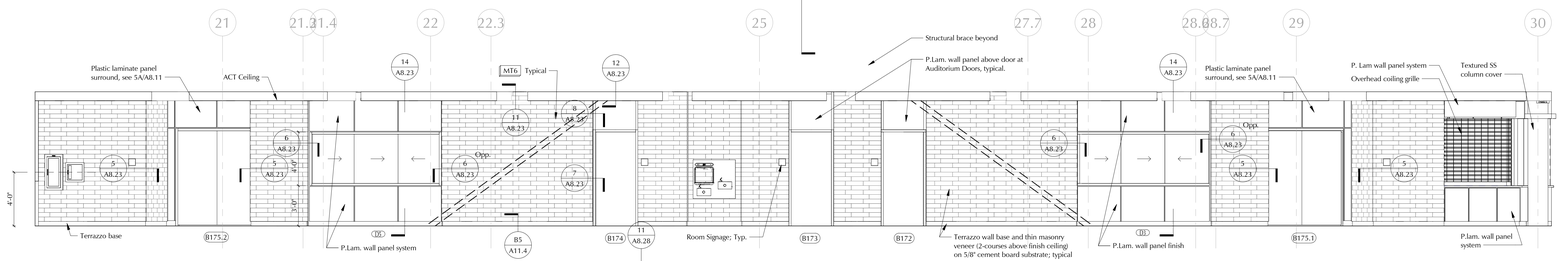

3 A8.11 Main Lobby Corridor NE Interior Elevation
Scale: 1/4" = 1'-0"

NOTE: THIS DETAIL APPLIES TO DOORS: B175.1, B175.2

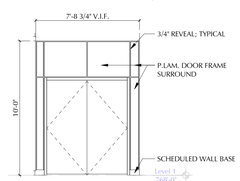

5A A8.11 Typ. Auditorium Door Frame Detail
Scale: 1/4" = 1'-0"

NOTE: THIS DETAIL APPLIES TO DOORS: B171A, B172, B173, B174, B175.1, B175.2, BC100C (SIMILAR)

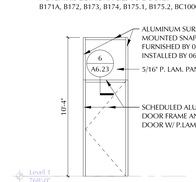

Typ. Aluminum Door Frame Elevation w/ Frame Extension
5B A8.11 Scale: 1/4" = 1'-0"

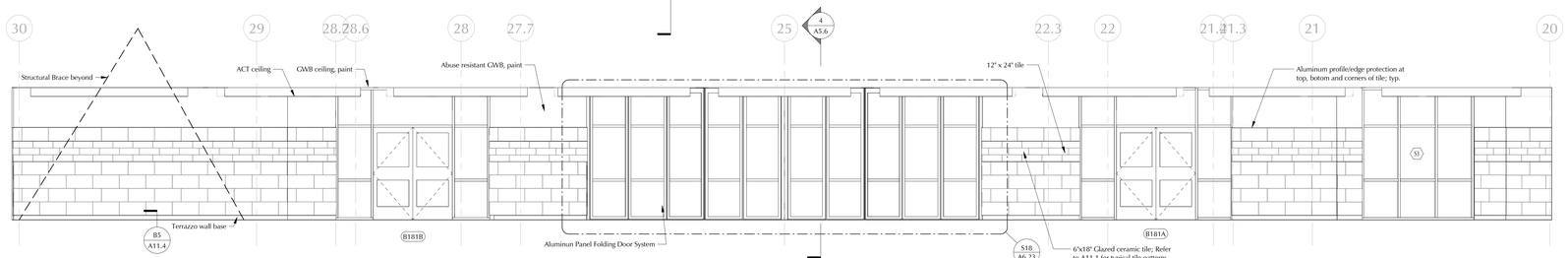

6 A8.11 Main Lobby Corridor SW Interior Elevation
Scale: 1/4" = 1'-0"

LAMOUREUX PAGANO ASSOCIATES, ARCHITECTS
108 GROVE STREET, SUITE 300
WORCESTER, MASSACHUSETTS 01605

MEMBER OF THE AMERICAN INSTITUTE OF ARCHITECTS

CONSULTANT

OWNER

Worcester Public Schools

Worcester, MA

Project North

PROJECT

FINAL BID PACKAGE

South High Community School

170 Apricot Street, Worcester, MA 01603

TITLE

Interior Elevations - Lobby

Key Plan



REVISIONS

No.	Description	Date

FILE:

DWN. BY: Author | JOB NO: #1611

CKD. BY: Checker | SCALE: 1/4" = 1'-0"

DATE: January 31, 2019

A8.11

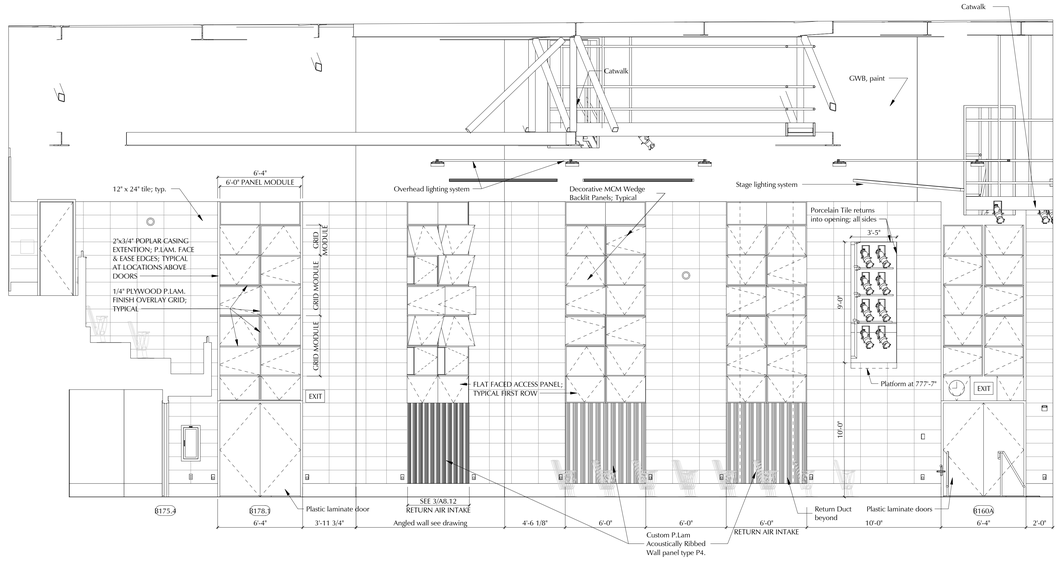

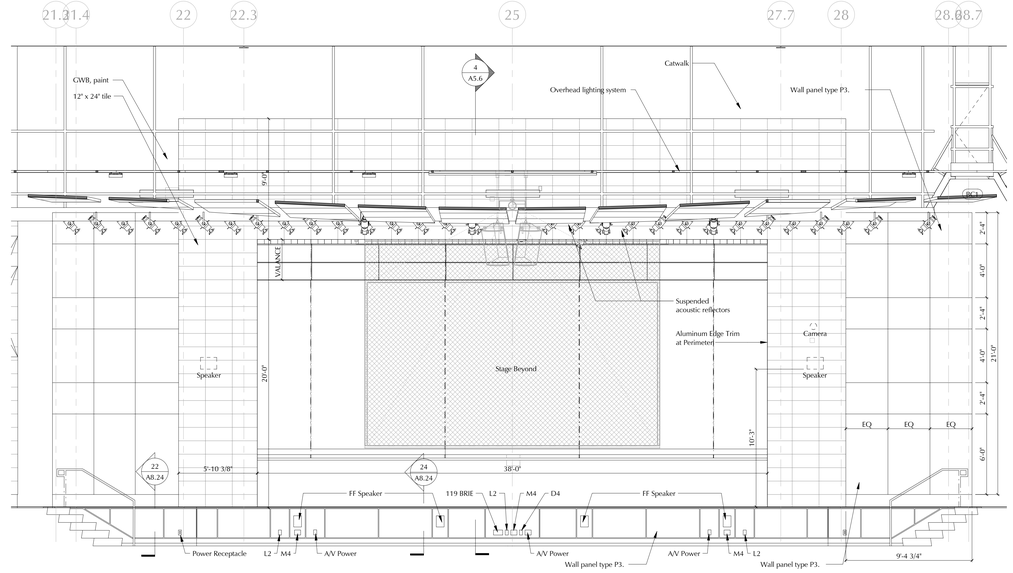

1 Auditorium House Left Section/Elevation
A8.12/ Scale: 1/4" = 1'-0"

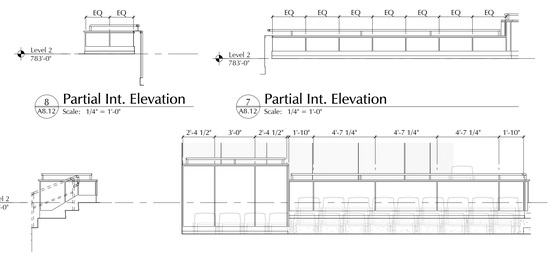

8 Partial Int. Elevation
A8.12/ Scale: 1/4" = 1'-0"

7 Partial Int. Elevation
A8.12/ Scale: 1/4" = 1'-0"



9 Partial Int. Elevation
A8.12/ Scale: 1/4" = 1'-0"

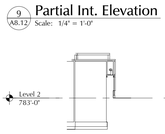

10 Partial Int. Elevation
A8.12/ Scale: 1/4" = 1'-0"

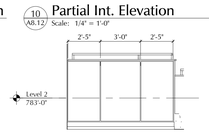

11 Partial Int. Elevation
A8.12/ Scale: 1/4" = 1'-0"

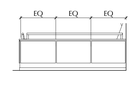

12 Partial Int. Elevation
A8.12/ Scale: 1/4" = 1'-0"

13 Partial Int. Elevation
A8.12/ Scale: 1/4" = 1'-0"

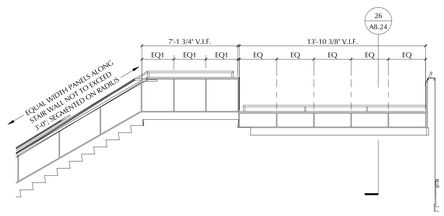

14 Upper Seating Guard Wall
A8.12/ Scale: 1/4" = 1'-0"

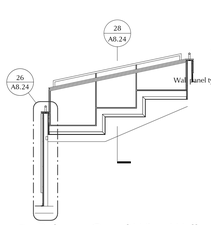

15 Balcony Guard Wing Wall
A8.12/ Scale: 1/4" = 1'-0"

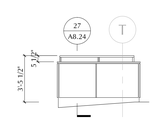

16 Sound Booth Side Elevation
A8.12/ Scale: 1/4" = 1'-0"



17 Sound Booth Elevation
A8.12/ Scale: 1/4" = 1'-0"

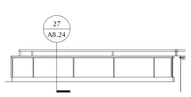

18 House Right Knee Wall
A8.12/ Scale: 1/4" = 1'-0"

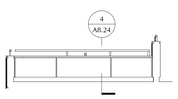

19 Knee Wall by H.C. Seating
A8.12/ Scale: 1/4" = 1'-0"

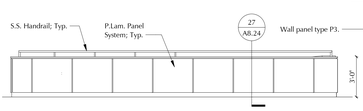

20 House Right Knee Wall Adjacent to Ramp
A8.12/ Scale: 1/4" = 1'-0"

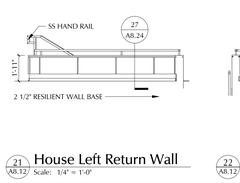

21 House Left Return Wall
A8.12/ Scale: 1/4" = 1'-0"

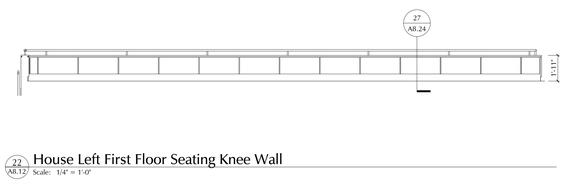

22 House Left First Floor Seating Knee Wall
A8.12/ Scale: 1/4" = 1'-0"

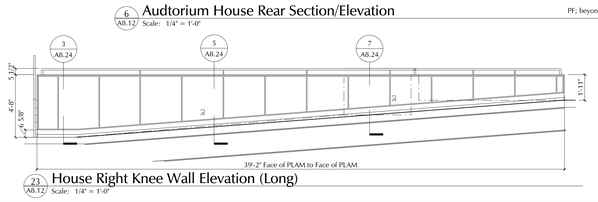

23 House Right Knee Wall Elevation (Long)
A8.12/ Scale: 1/4" = 1'-0"

2 Auditorium Stage Section/Elevation
A8.12/ Scale: 1/4" = 1'-0"

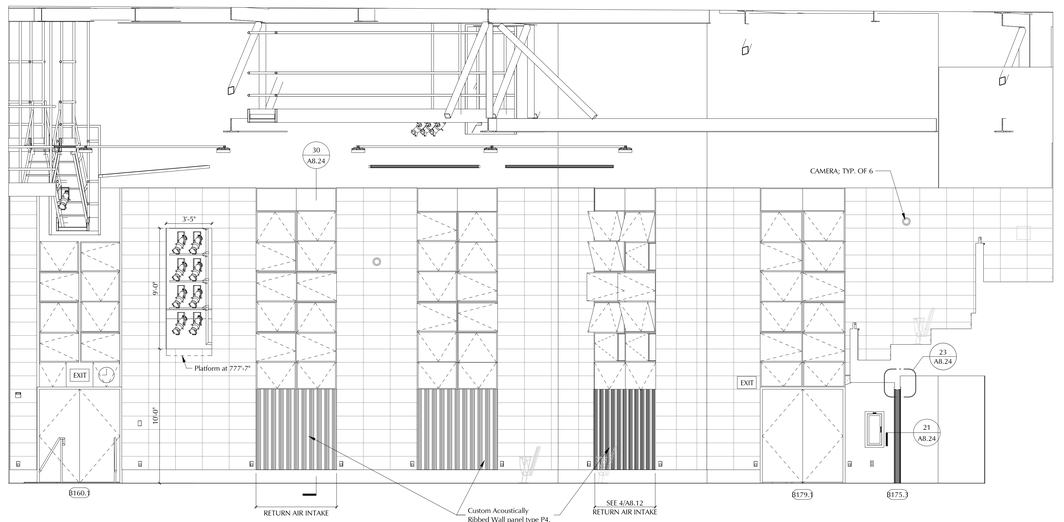

4 Audtiorium Right Side Mid
A8.12/ Scale: 1/4" = 1'-0"

5 Auditorium House Right Section/Elevation
A8.12/ Scale: 1/4" = 1'-0"

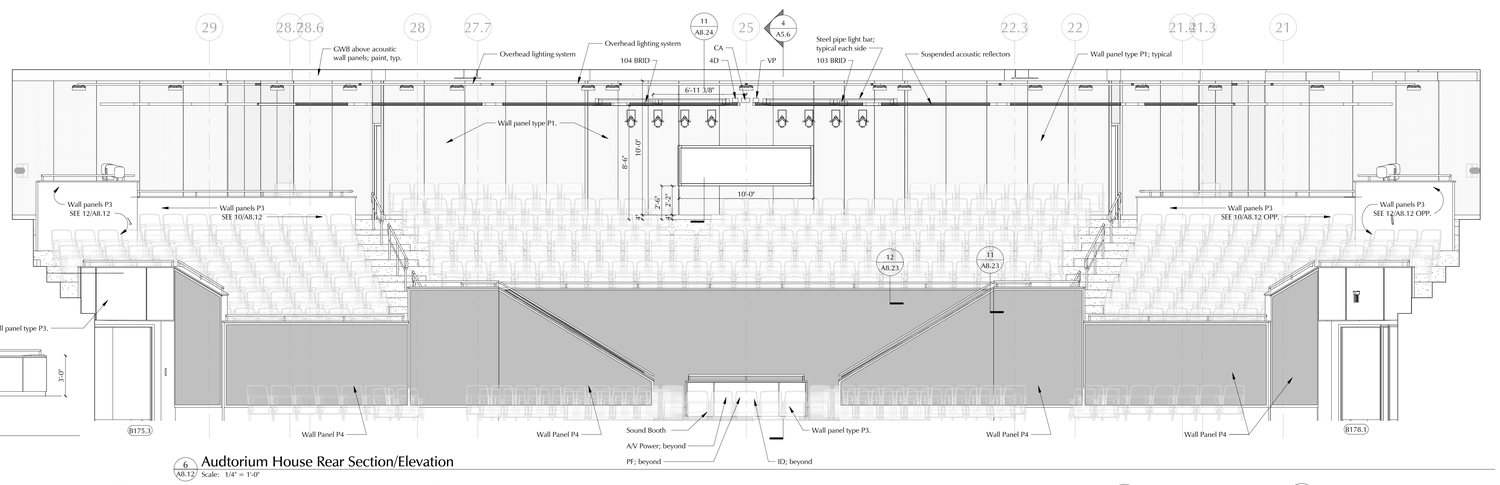

6 Audtorium House Rear Section/Elevation
A8.12/ Scale: 1/4" = 1'-0"



24 House Left Knee Wall Elevation (Long)
A8.12/ Scale: 1/4" = 1'-0"

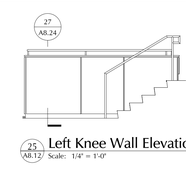

25 Left Knee Wall Elevation Short
A8.12/ Scale: 1/4" = 1'-0"

LAMOUREUX PAGANO ASSOCIATES. ARCHITECTS
108 GROVE STREET, SUITE 300
WORCESTER, MASSACHUSETTS 01605

MEMBER OF
THE AMERICAN INSTITUTE OF ARCHITECTS

CONSULTANT

OWNER

Worcester Public Schools

Worcester, MA

Project North

PROJECT

FINAL BID PACKAGE

South High Community School

170 Apricot Street, Worcester, MA 01603

TITLE

Interior Elevations - Auditorium

Key Plan

A BUILDING
B BUILDING
A
AB
B1
B2

REVISIONS

No.	Description	Date

FILE:

DWN. BY:	Author	JOB NO:	#1611
CKD. BY:	Checker	SCALE:	1/4" = 1'-0"
DATE:	January 31, 2019		

A8.12

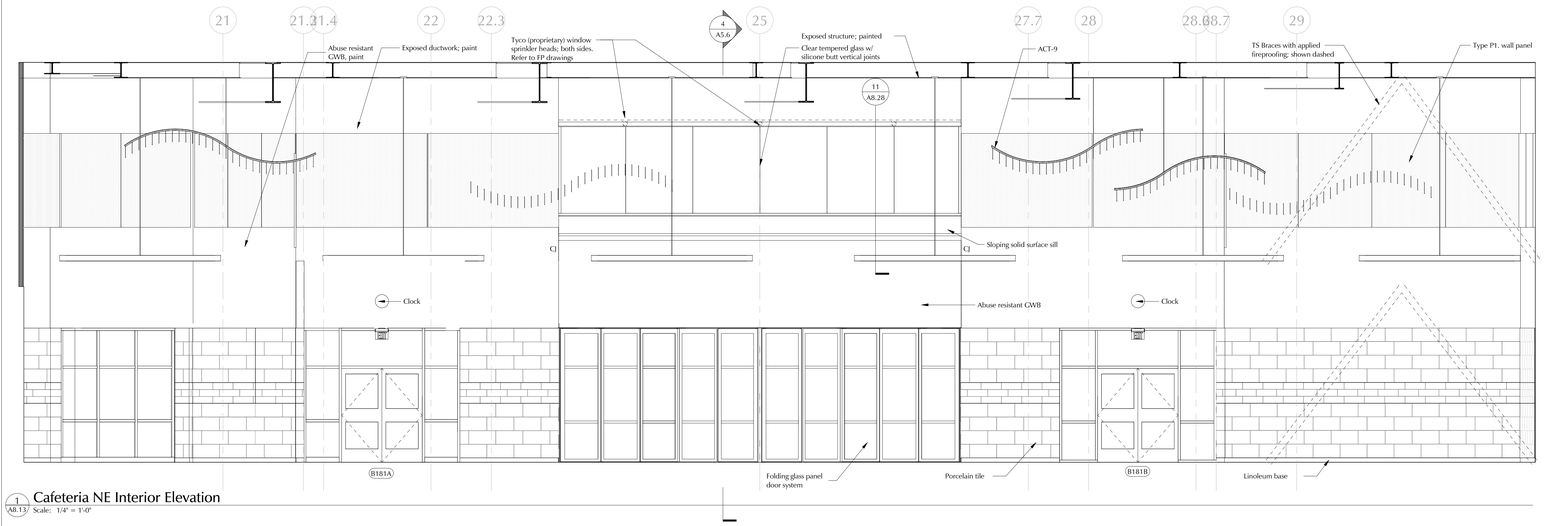

1 A8.13 **Cafeteria NE Interior Elevation**
Scale: 1/4" = 1'-0"

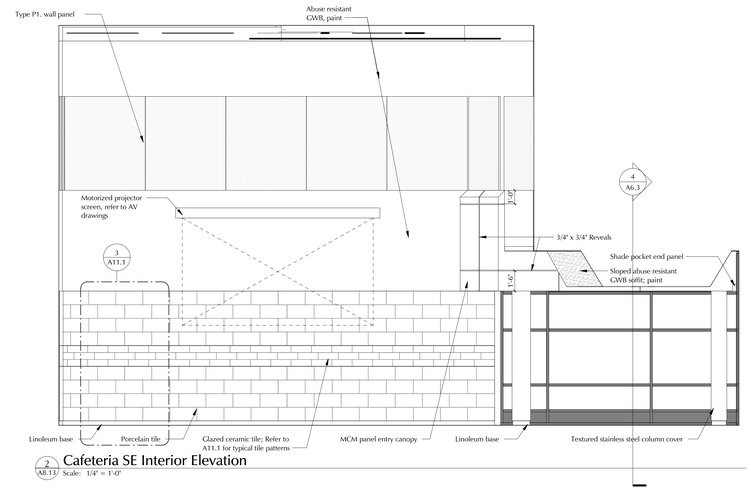

2 A8.13 **Cafeteria SE Interior Elevation**
Scale: 1/4" = 1'-0"

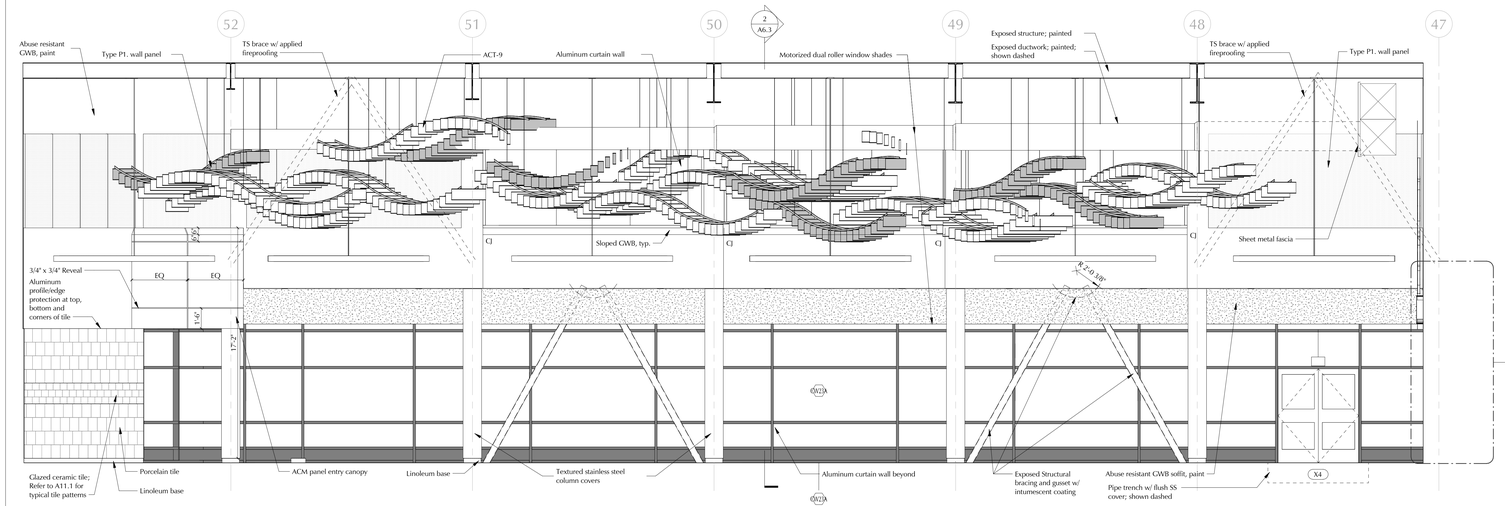

4 A8.13 **Cafeteria SW Interior Elevation**
Scale: 1/4" = 1'-0"

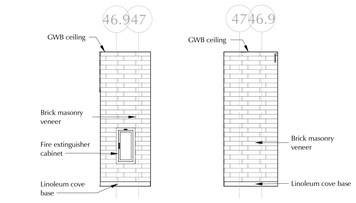

6 A8.13 **Partial Cafeteria Interior Elevation to Table Storage**
Scale: 1/4" = 1'-0"

5 A8.13 **Partial Cafeteria Interior Elevation**
Scale: 1/4" = 1'-0"

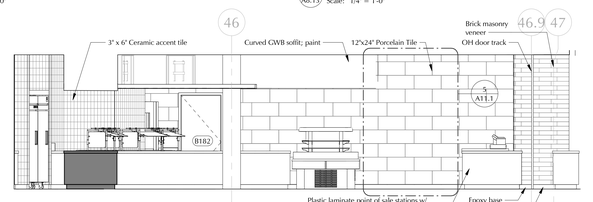

8 A8.13 **Partial Serving N Interior Elevation**
Scale: 1/4" = 1'-0"

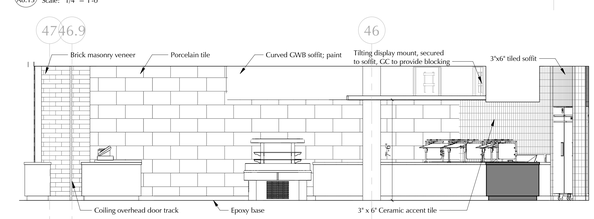

10 A8.13 **Partial Serving Interior Elevation**
Scale: 1/4" = 1'-0"

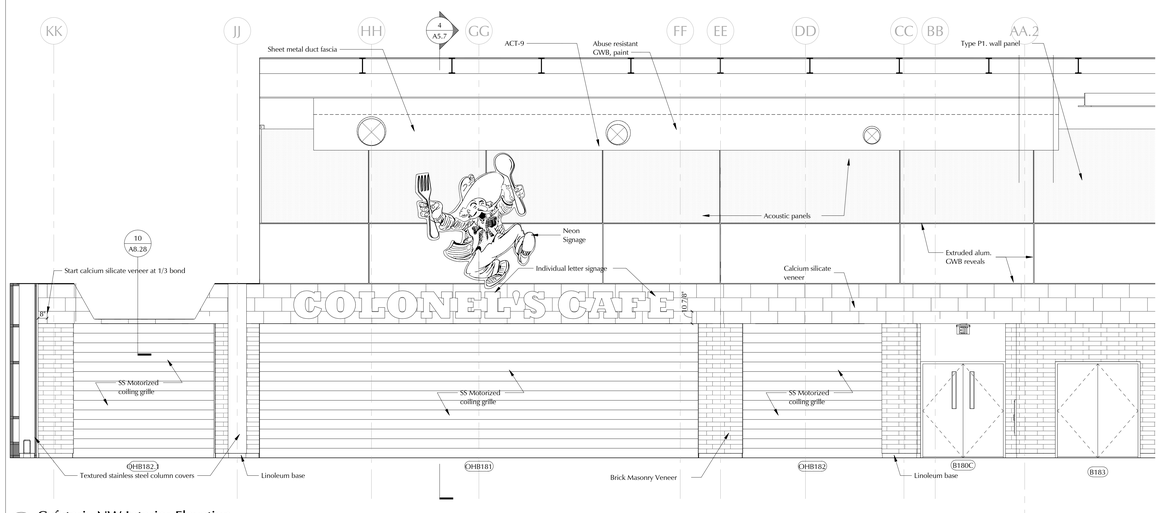

3 A8.13 **Cafeteria NW Interior Elevation**
Scale: 1/4" = 1'-0"

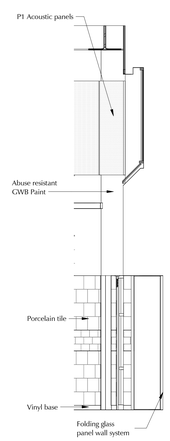

7 A8.13 **Cafeteria Partial NW Interior Elevation**
Scale: 1/4" = 1'-0"

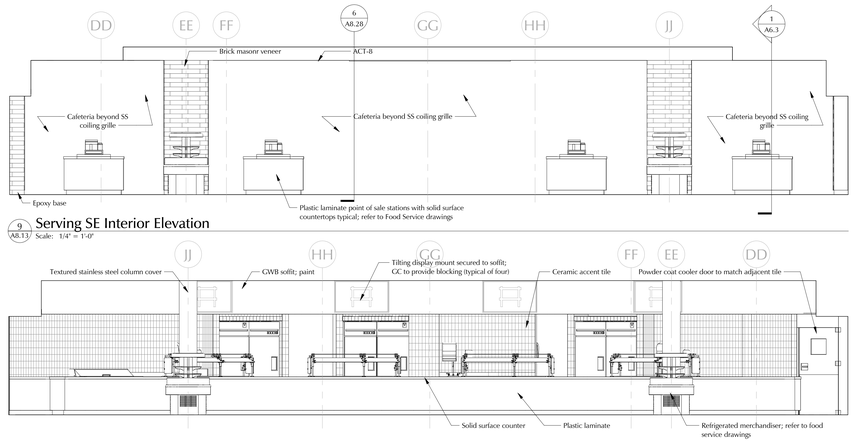

9 A8.13 **Serving SE Interior Elevation**
Scale: 1/4" = 1'-0"

11 A8.13 **Serving NW Interior Elevation**
Scale: 1/4" = 1'-0"

LAMOUREUX PAGANO ASSOCIATES, ARCHITECTS
108 GROVE STREET, SUITE 300
WORCESTER, MASSACHUSETTS 01605

MEMBER OF
THE AMERICAN INSTITUTE OF ARCHITECTS

CONSULTANT

OWNER

Worcester Public Schools

Worcester, MA

Project North
True North

PROJECT

FINAL BID PACKAGE

South High Community School

170 Apricot Street, Worcester, MA 01603

TITLE

Interior Elevations - Cafeteria

Key Plan

BUILDING A
BUILDING B
A
B1
B2
AB

REVISIONS

No.	Description	Date

FILE:

DWN. BY: Author	JOB NO: #1611
CKD. BY: Checker	SCALE: 1/4" = 1'-0"
DATE: January 31, 2019	

A8.13

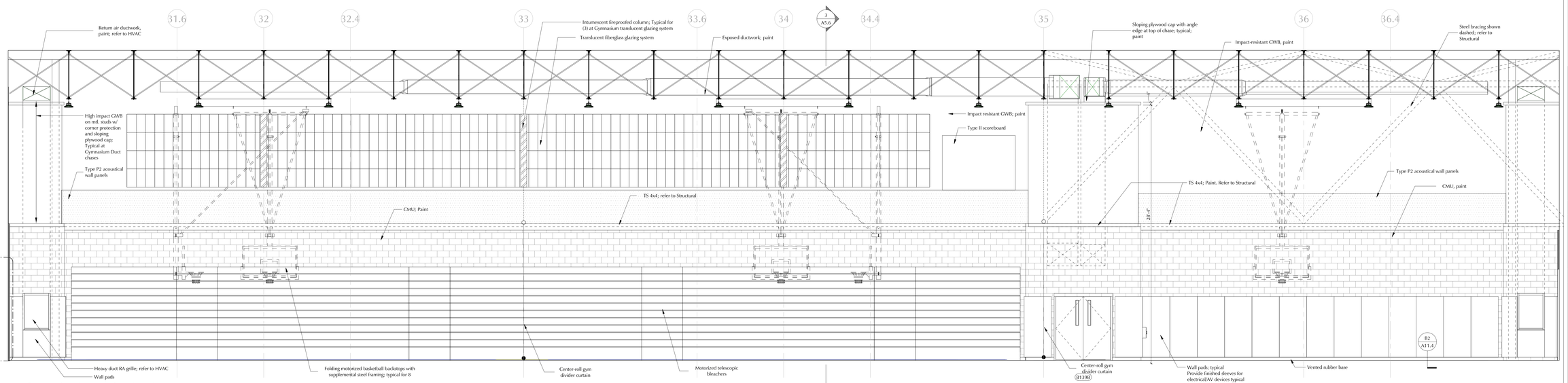

1 A8.14 **Gymnasium NE Interior Elevation**
Scale: 1/4" = 1'-0"

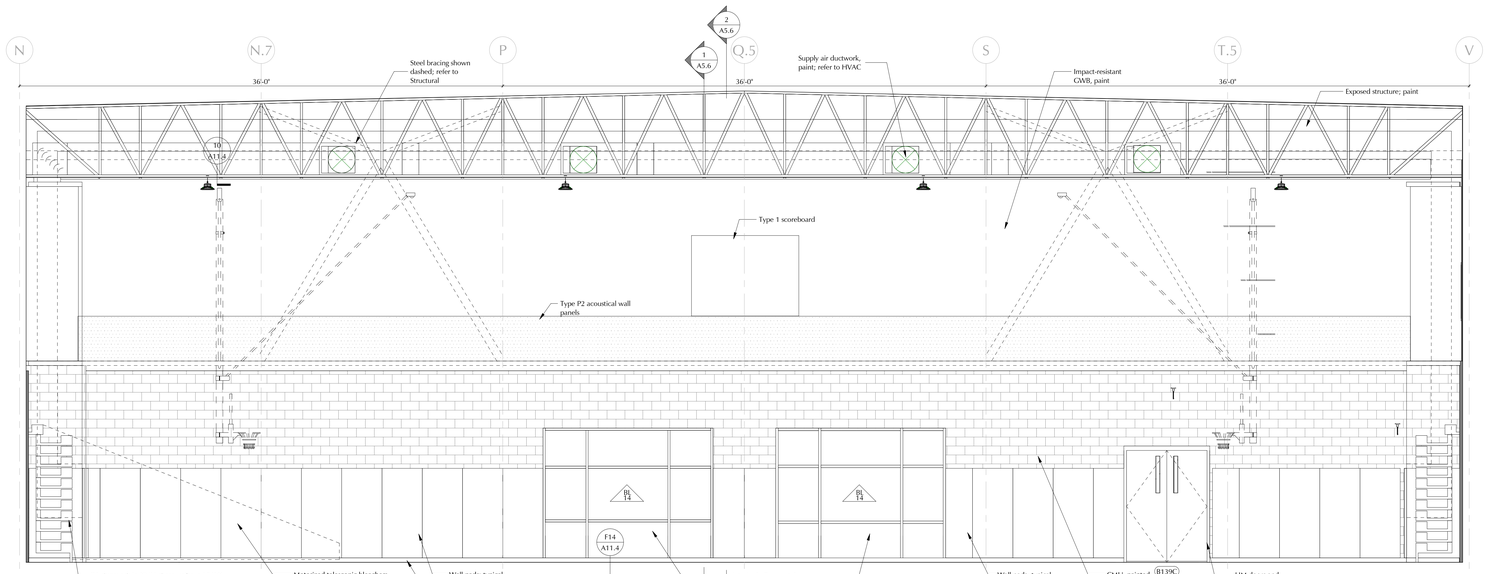

2 A8.14 **Gymnasium SE Interior Elevation**
Scale: 1/4" = 1'-0"

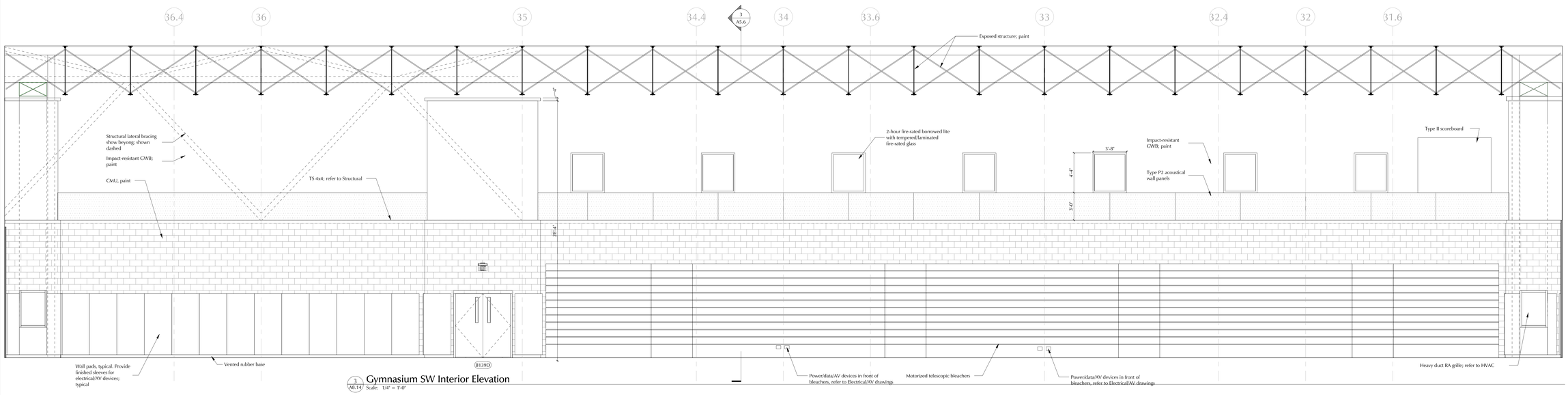

3 A8.14 **Gymnasium SW Interior Elevation**
Scale: 1/4" = 1'-0"

LAMOUREUX PAGANO ASSOCIATES, ARCHITECTS
108 GROVE STREET, SUITE 300
WORCESTER, MASSACHUSETTS 01605

MEMBER OF
THE AMERICAN INSTITUTE OF ARCHITECTS

CONSULTANT

OWNER

Worcester Public Schools

Worcester, MA

Project North

PROJECT

FINAL BID PACKAGE

South High Community School

170 Apricot Street, Worcester, MA 01603

TITLE

Interior Elevations - Gymnasium

Key Plan



REVISIONS

No.	Description	Date

FILE:

DWN. BY: Author	JOB NO: #1611
CKD. BY: Checker	SCALE: 1/4" = 1'-0"

DATE: January 31, 2019

A8.14

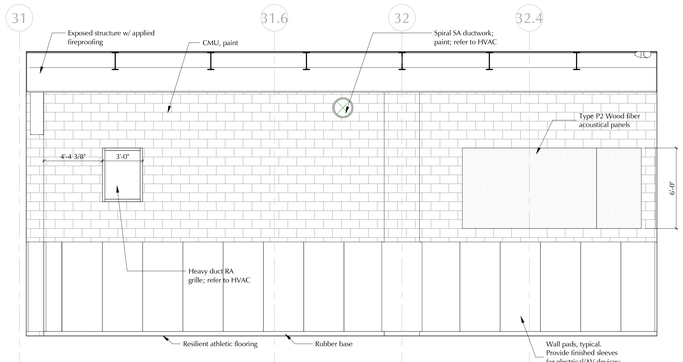

2 A8.15/ Wellness Center NE Interior Elevation
Scale: 1/4" = 1'-0"

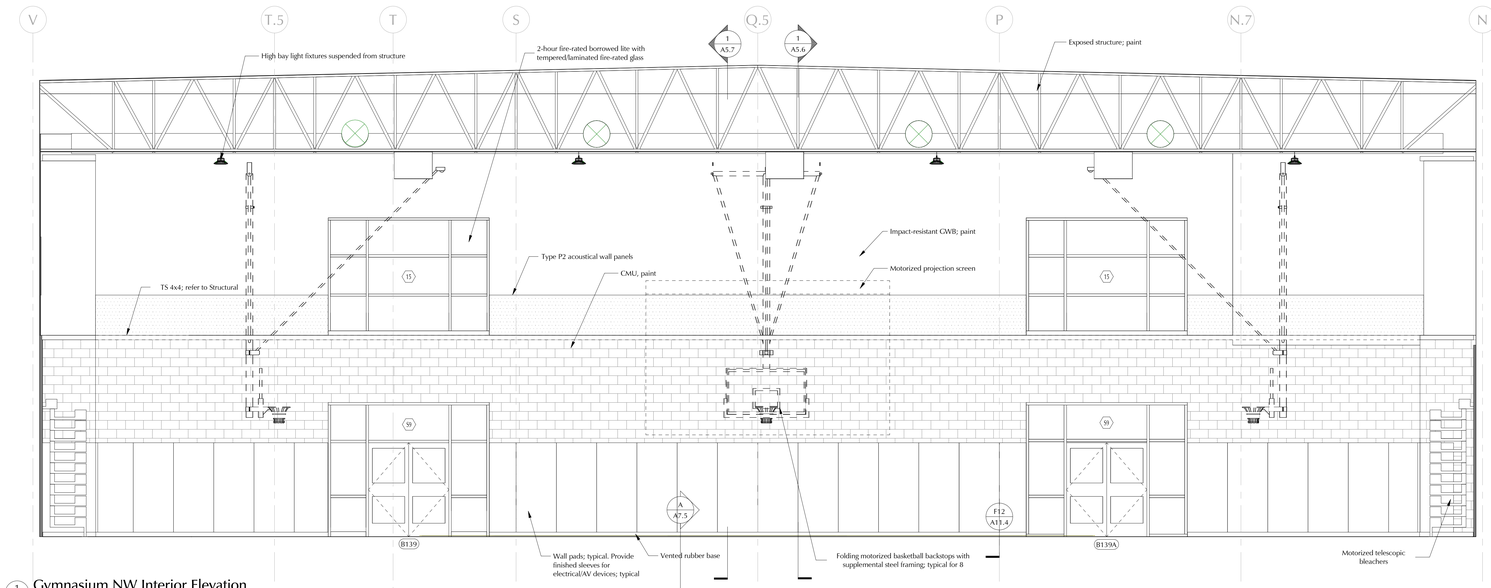

1 A8.15/ Gymnasium NW Interior Elevation
Scale: 1/4" = 1'-0"

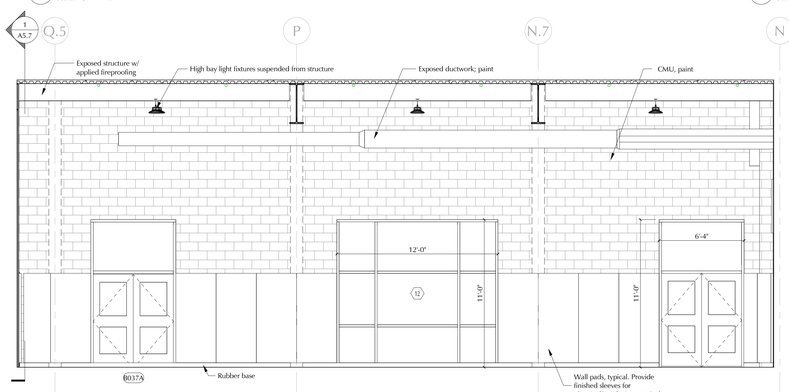

5 A8.15/ Wellness Center NW Interior Elevation
Scale: 1/4" = 1'-0"

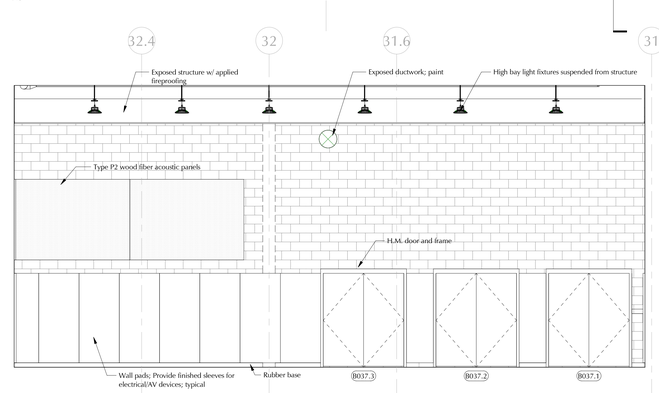

4 A8.15/ Wellness Center SW Interior Elevation
Scale: 1/4" = 1'-0"

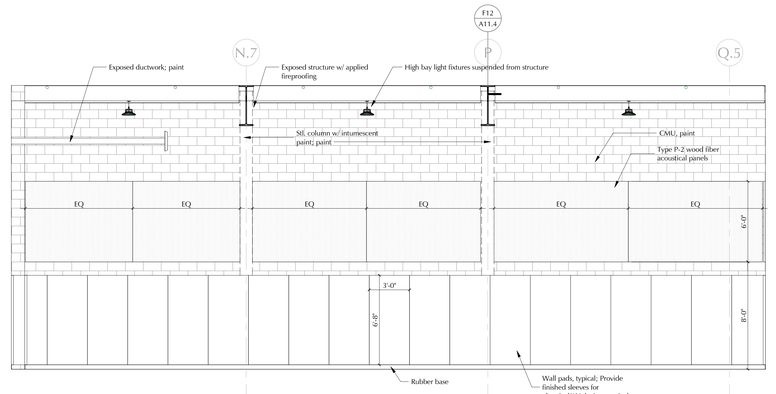

3 A8.15/ Wellness Center SE Interior Elevation
Scale: 1/4" = 1'-0"

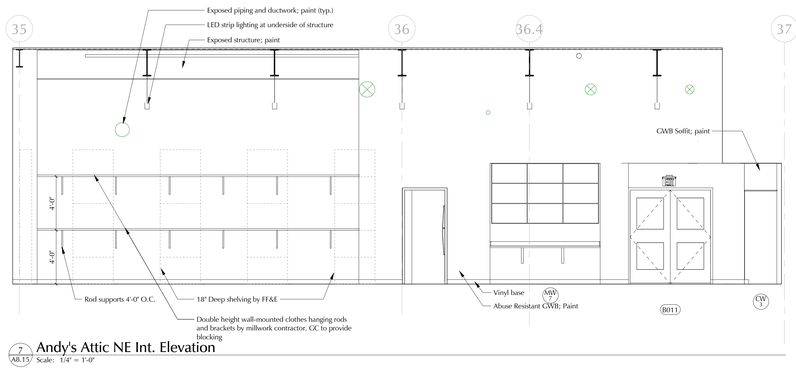

7 A8.15/ Andy's Attic NE Int. Elevation
Scale: 1/4" = 1'-0"

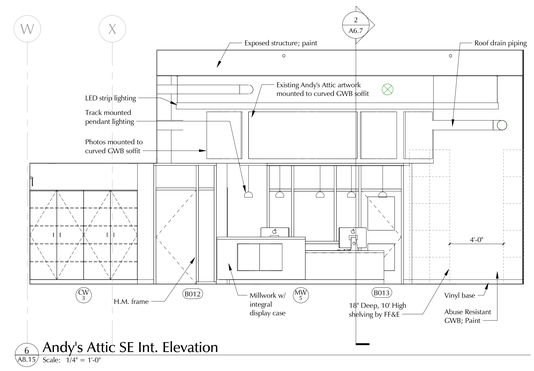

6 A8.15/ Andy's Attic SE Int. Elevation
Scale: 1/4" = 1'-0"

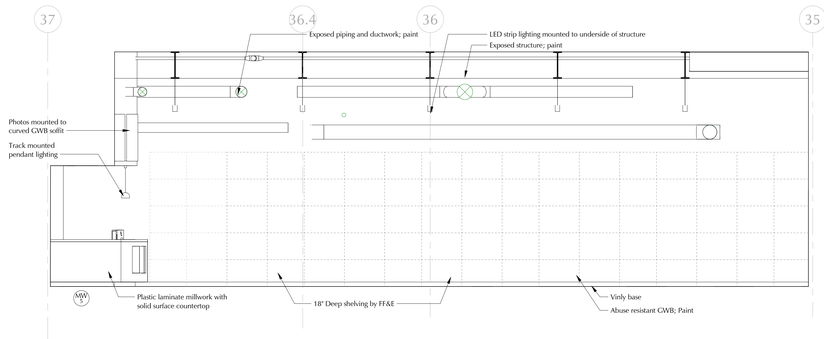

9 A8.15/ Andy's Attic SW Interior Elevation
Scale: 1/4" = 1'-0"

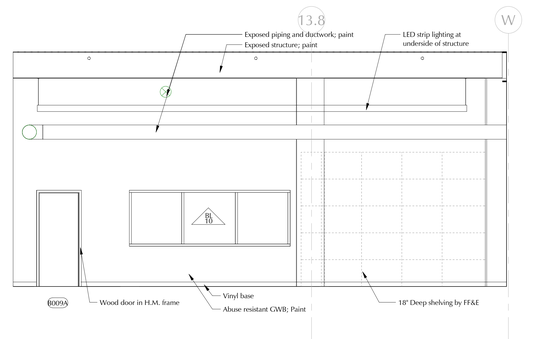

8 A8.15/ Andy's Attic NW Int. Elevation
Scale: 1/4" = 1'-0"

LAMOUREUX PAGANO ASSOCIATES, ARCHITECTS
108 GROVE STREET, SUITE 300
WORCESTER, MASSACHUSETTS 01605

MEMBER OF
THE AMERICAN INSTITUTE OF ARCHITECTS

CONSULTANT

OWNER

Worcester Public Schools

Worcester, MA

Project North

PROJECT

FINAL BID PACKAGE

South High Community School

170 Apricot Street, Worcester, MA 01603

TITLE

Interior Elevations - Gymnasium, Wellness & Andy's Attic

Key Plan

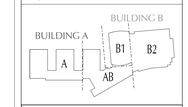

REVISIONS

No.	Description	Date

FILE:

DWN. BY: Author | JOB NO: #1611

CKD. BY: Checker | SCALE: 1/4" = 1'-0"

DATE: January 31, 2019

A8.15

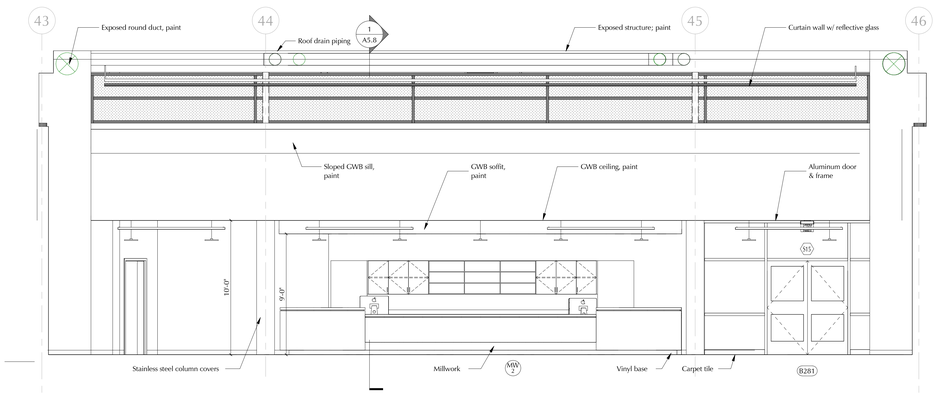

1 A8.16/ Media Center East Interior Elevation
Scale: 1/4" = 1'-0"

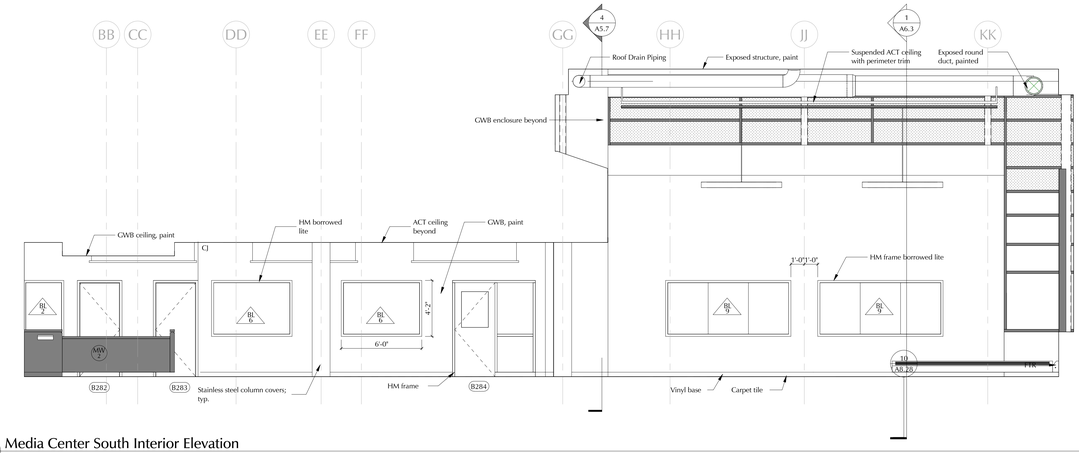

2 A8.16/ Media Center South Interior Elevation
Scale: 1/4" = 1'-0"

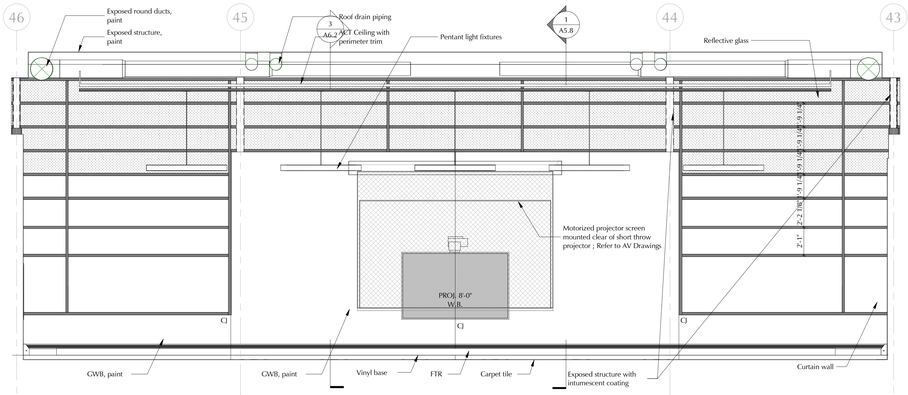

3 A8.16/ Media Center West Interior Elevation
Scale: 1/4" = 1'-0"

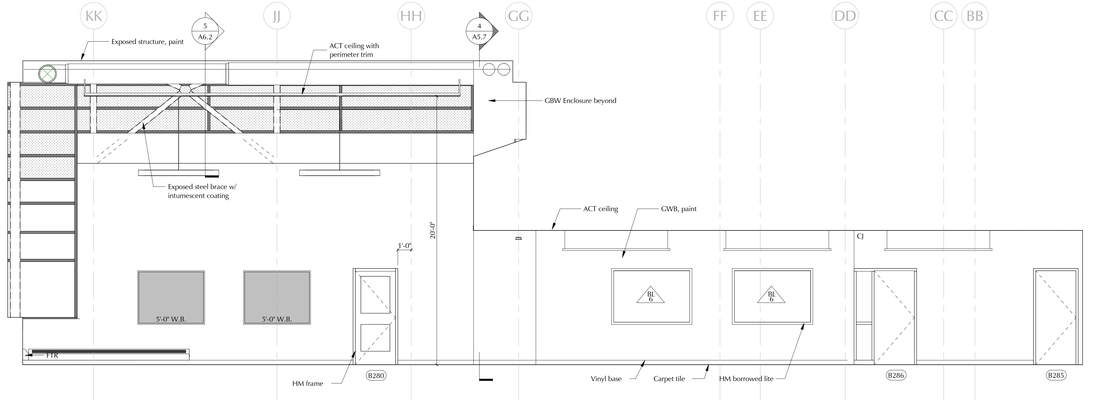

4 A8.16/ Media Center North Interior Elevation
Scale: 1/4" = 1'-0"

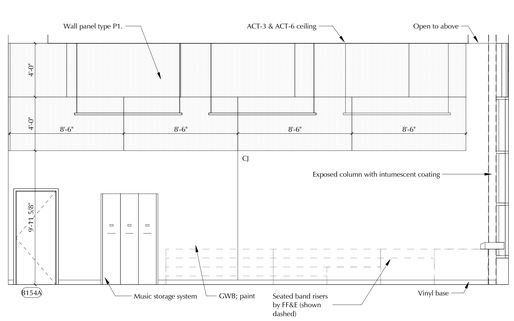

5 A8.16/ Band North Interior Elevation
Scale: 1/4" = 1'-0"

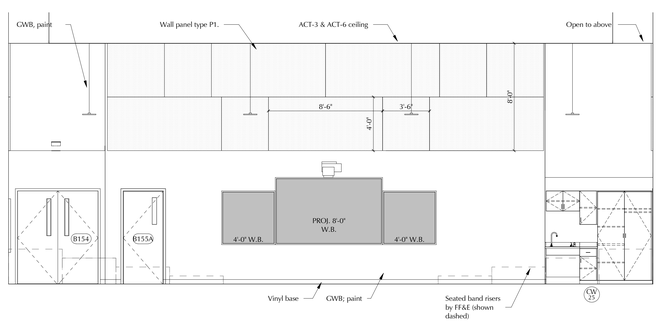

7 A8.16/ Band West Interior Elevation
Scale: 1/4" = 1'-0"

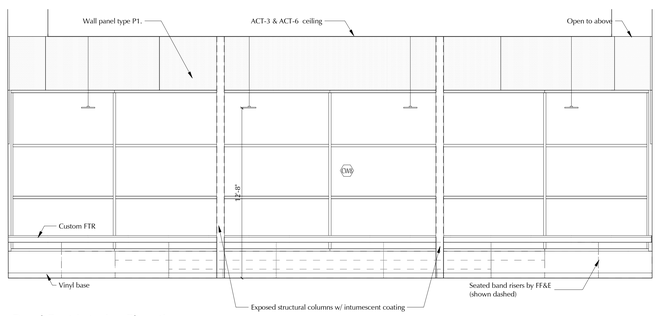

6 A8.16/ Band East Interior Elevation
Scale: 1/4" = 1'-0"

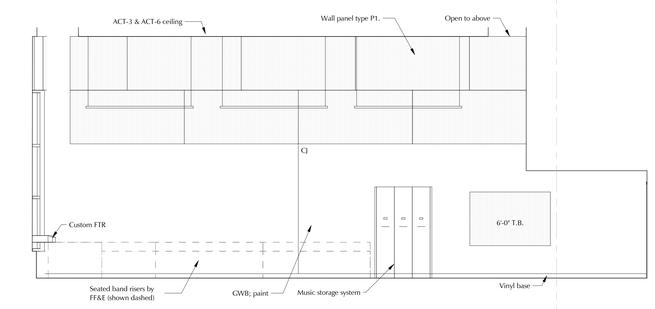

8 A8.16/ Band South Interior Elevation
Scale: 1/4" = 1'-0"

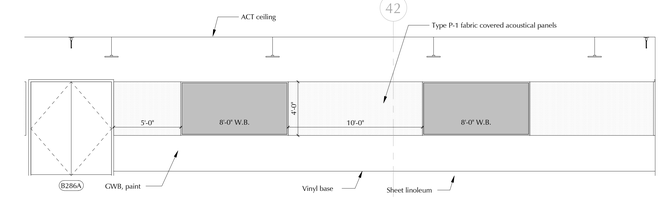

9 A8.16/ Large Group Seminar East Interior Elevation
Scale: 1/4" = 1'-0"

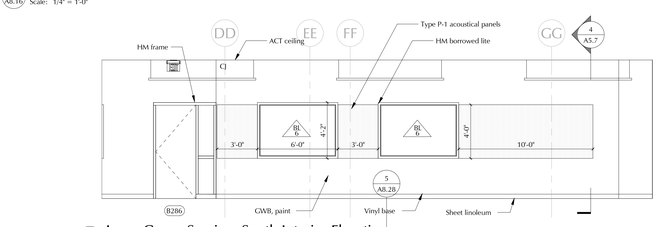

10 A8.16/ Large Group Seminar South Interior Elevation
Scale: 1/4" = 1'-0"

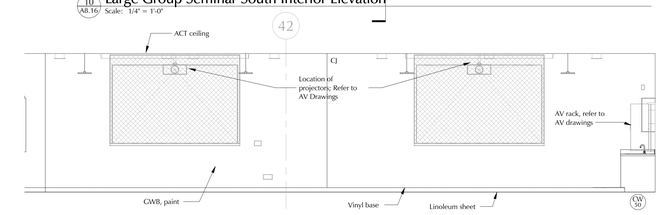

11 A8.16/ Large Group Seminar West Interior Elevation
Scale: 1/4" = 1'-0"

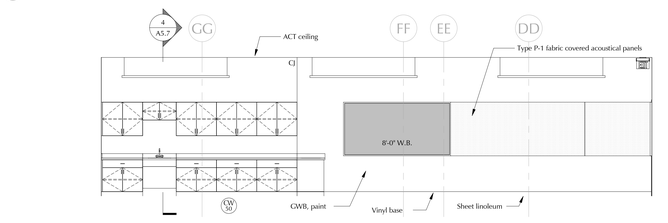

12 A8.16/ Large Group Seminar North Interior Elevation
Scale: 1/4" = 1'-0"

LAMOUREUX PAGANO ASSOCIATES, ARCHITECTS
108 GROVE STREET, SUITE 300
WORCESTER, MASSACHUSETTS 01605

MEMBER OF
THE AMERICAN INSTITUTE OF ARCHITECTS

CONSULTANT

OWNER

Worcester Public Schools

Worcester, MA

Project North

PROJECT

FINAL BID PACKAGE

South High Community School

170 Apricot Street, Worcester, MA 01603

TITLE

Interior Elevations - Media Center, Large Group Sem., and Band

Key Plan

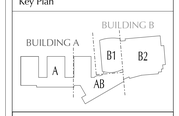

REVISIONS

No.	Description	Date

FILE:

DWN. BY: Author	JOB NO: #1611
CKD. BY: Checker	SCALE: 1/4" = 1'-0"
DATE: January 31, 2019	

A8.16

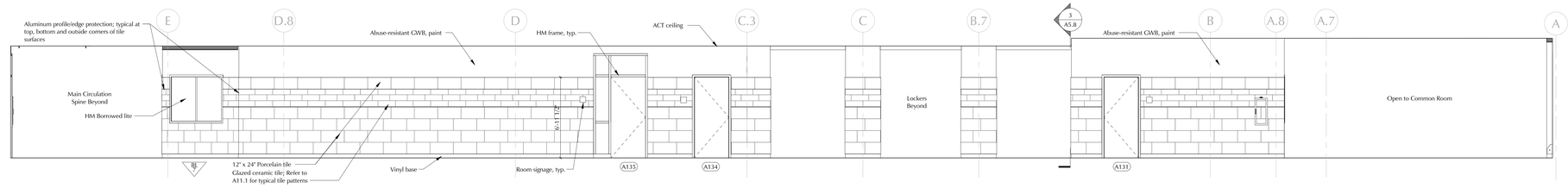

1 AB.17 Scale: 1/4" = 1'-0"

First Floor Corridor NW Interior Elevation Typical Pod

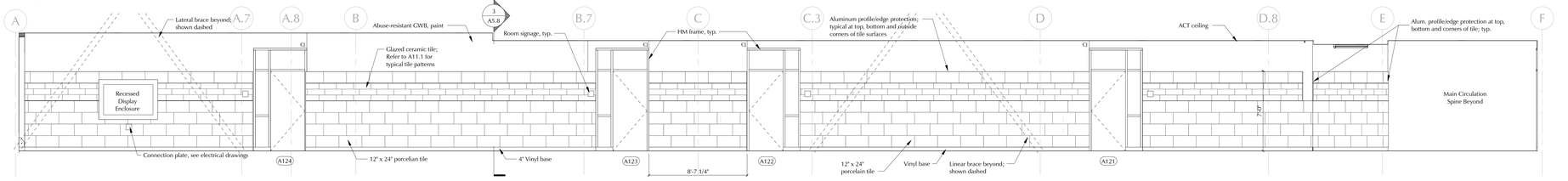

2 AB.17 Scale: 1/4" = 1'-0"

First Floor Corridor SE Interior Elevation Typical Pod

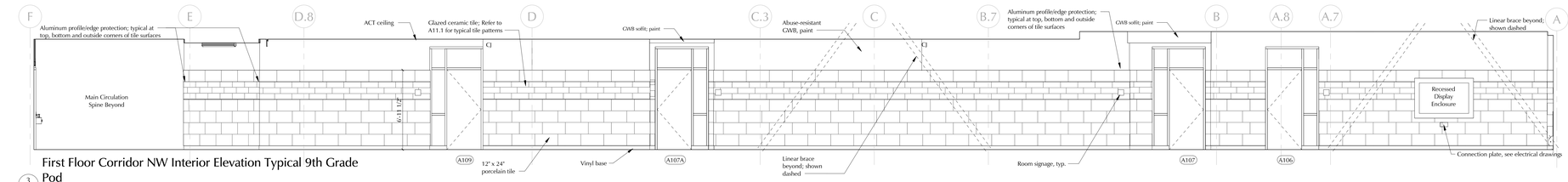

3 AB.17 Scale: 1/4" = 1'-0"

First Floor Corridor NW Interior Elevation Typical 9th Grade Pod

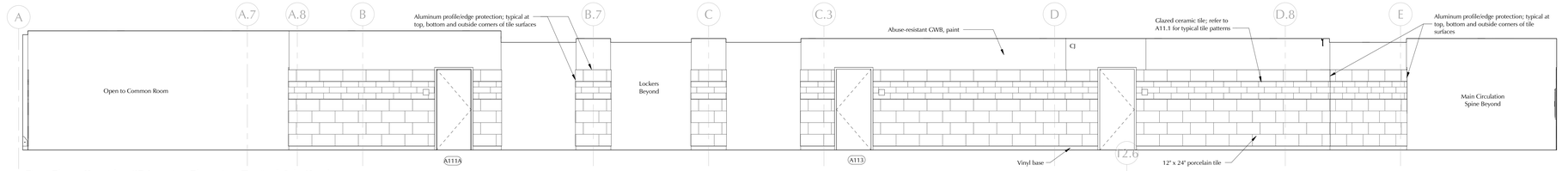

4 AB.17 Scale: 1/4" = 1'-0"

First Floor Corridor SE Interior Elevation Typical 9th Grade Pod

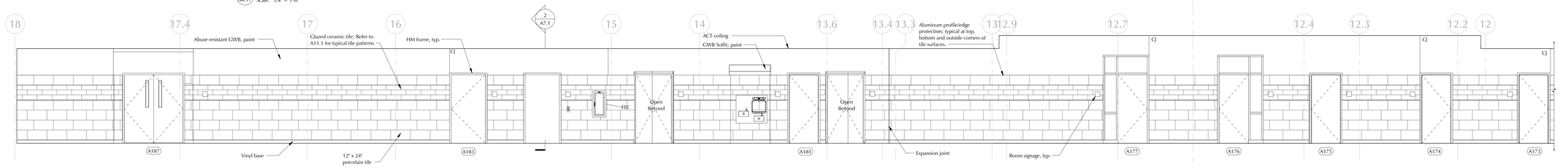

5 AB.17 Scale: 1/4" = 1'-0"

First Floor Circulation Spine SW Interior Elevation

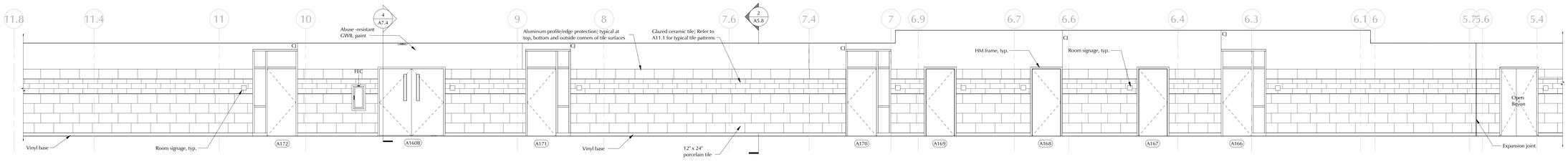

6 AB.17 Scale: 1/4" = 1'-0"

First Floor Circulation Spine SW Interior Elevation

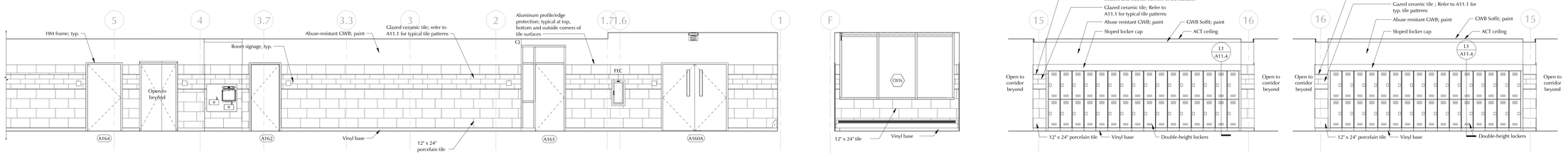

7 AB.17 Scale: 1/4" = 1'-0"

First Floor Circulation Spine SW Interior Elevation

8 AB.17 Scale: 1/4" = 1'-0"

First Floor Circulation Spine NW Interior Elevation

9 AB.17 Scale: 1/4" = 1'-0"

First Floor Locker Corridor NE Interior Elevation

10 AB.17 Scale: 1/4" = 1'-0"

First Floor Locker Corridor SW Interior Elevation

LAMOUREUX PAGANO ASSOCIATES, ARCHITECTS
108 GROVE STREET, SUITE 300
WORCESTER, MASSACHUSETTS 01605

MEMBER OF THE AMERICAN INSTITUTE OF ARCHITECTS

CONSULTANT

OWNER

Worcester Public Schools

Worcester, MA

Project North

PROJECT

FINAL BID PACKAGE

South High Community School

170 Apricot Street, Worcester, MA 01603

TITLE

Interior Elevations - Typical Corridors

Key Plan

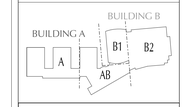

REVISIONS

No.	Description	Date

FILE:

DWN. BY: Author | JOB NO: #1611

CKD. BY: Checker | SCALE: 1/4" = 1'-0"

DATE: January 31, 2019

A8.17

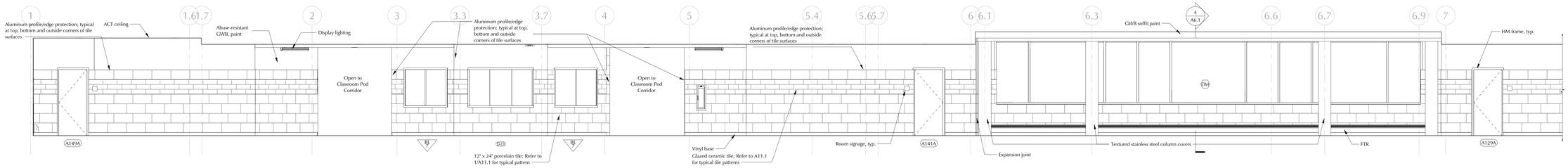

1 A8.18 First Floor Circulation Spine NE Interior Elevation
Scale: 1/4" = 1'-0"

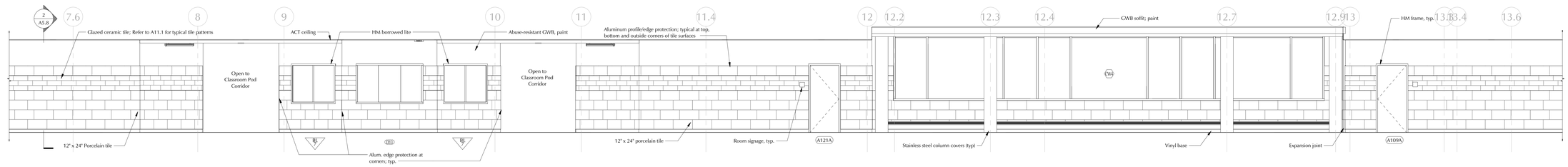

2 A8.18 First Floor Circulation Spine NE Interior Elevation
Scale: 1/4" = 1'-0"

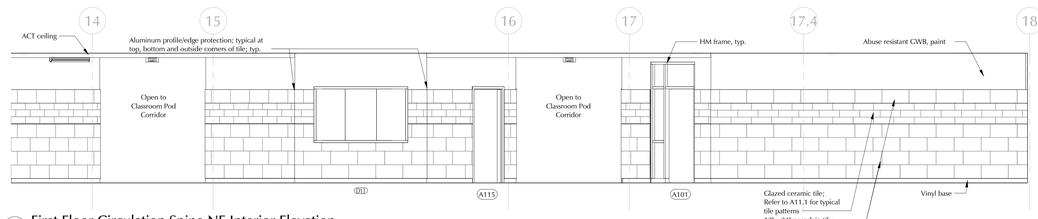

3 A8.18 First Floor Circulation Spine NE Interior Elevation
Scale: 1/4" = 1'-0"

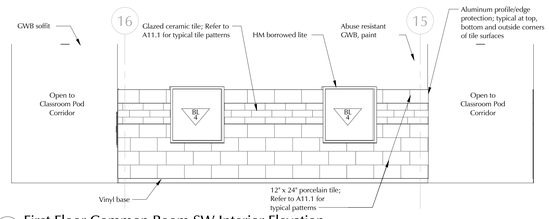

4 A8.18 First Floor Common Room SW Interior Elevation
Scale: 1/4" = 1'-0"

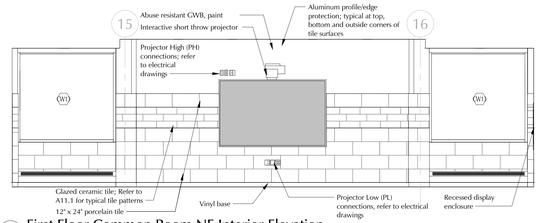

5 A8.18 First Floor Common Room NE Interior Elevation
Scale: 1/4" = 1'-0"

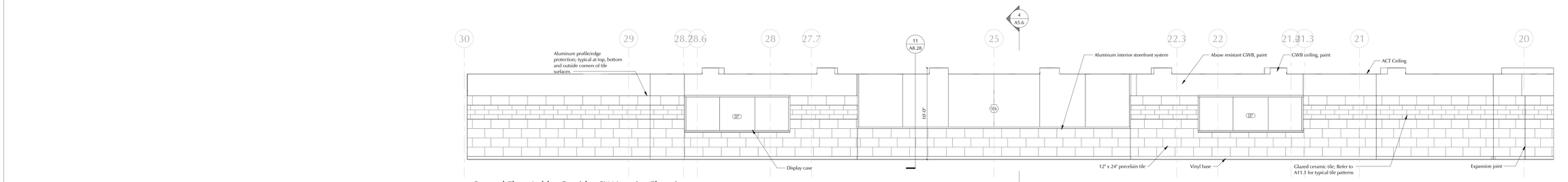

6 A8.18 Second Floor Lobby Corridor SW Interior Elevation
Scale: 1/4" = 1'-0"

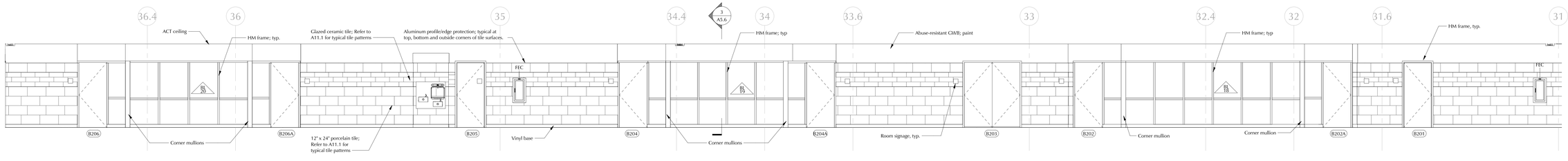

7 A8.18 Second Floor Art Corridor Interior Elevation
Scale: 1/4" = 1'-0"

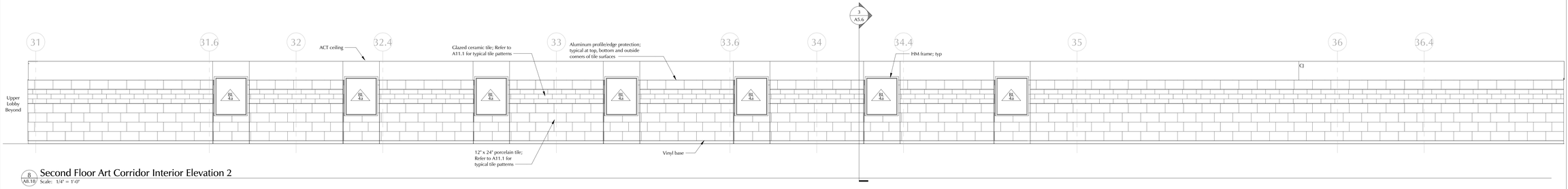

8 A8.18 Second Floor Art Corridor Interior Elevation 2
Scale: 1/4" = 1'-0"

LAMOUREUX PAGANO ASSOCIATES, ARCHITECTS
108 GROVE STREET, SUITE 300
WORCESTER, MASSACHUSETTS 01605

MEMBER OF THE AMERICAN INSTITUTE OF ARCHITECTS

CONSULTANT

OWNER

Worcester Public Schools

Worcester, MA

Project North

PROJECT

FINAL BID PACKAGE

South High Community School

170 Apricot Street, Worcester, MA 01603

TITLE

Interior Elevations - Corridors

Key Plan



REVISIONS

No.	Description	Date

FILE:

DWN. BY: Author | JOB NO: #1611

CKD. BY: Checker | SCALE: 1/4" = 1'-0"

DATE: January 31, 2019

A8.18

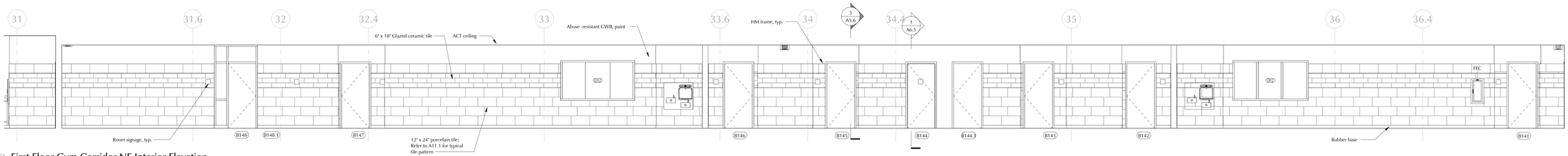

1 AB.19 First Floor Gym Corridor NE Interior Elevation
Scale: 1/4" = 1'-0"

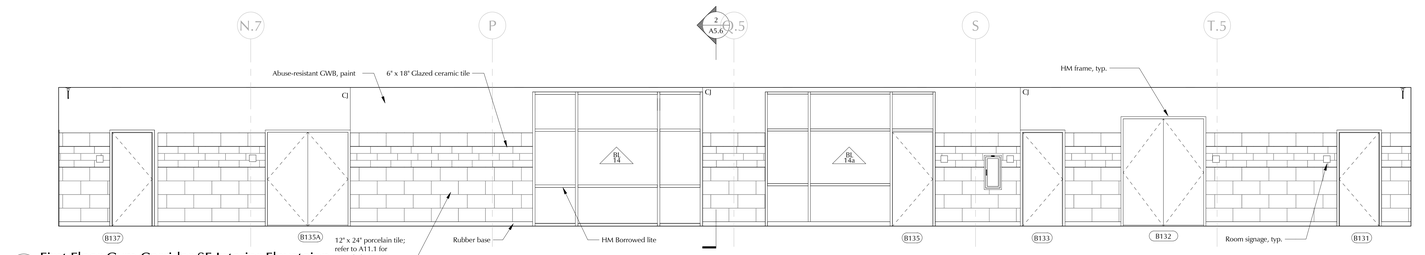

3 AB.19 First Floor Gym Corridor SE Interior Elevatoion
Scale: 1/4" = 1'-0"

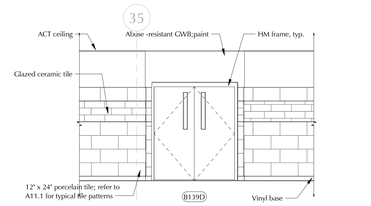

4 AB.19 First Floor Corridor NE Partial Interior Elevation
Scale: 1/4" = 1'-0"

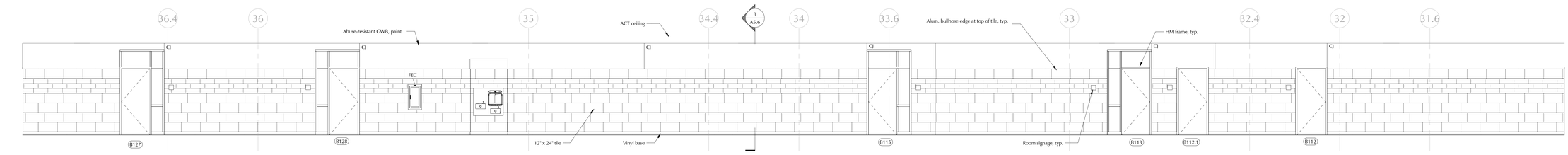

5 AB.19 First Floor Corridor SW Interior Elevation
Scale: 1/4" = 1'-0"

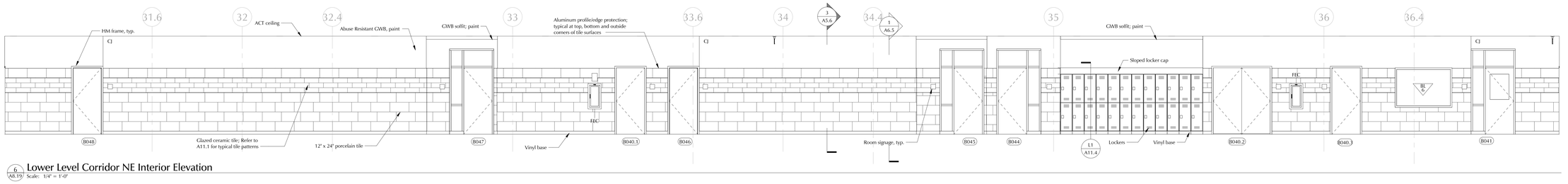

6 AB.19 Lower Level Corridor NE Interior Elevation
Scale: 1/4" = 1'-0"

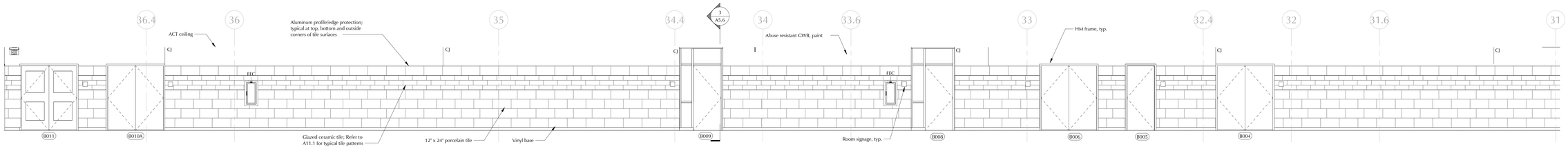

7 AB.19 Lower Level Corridor SW Interior Elevation
Scale: 1/4" = 1'-0"

LAMOUREUX PAGANO ASSOCIATES. ARCHITECTS
108 GROVE STREET, SUITE 300
WORCESTER, MASSACHUSETTS 01605

MEMBER OF
THE AMERICAN INSTITUTE OF ARCHITECTS

CONSULTANT

OWNER

Worcester Public Schools

Worcester, MA

Project North

PROJECT

FINAL BID PACKAGE

South High Community School

170 Apricot Street, Worcester, MA 01603

TITLE

Interior Elevations - Corridors

Key Plan

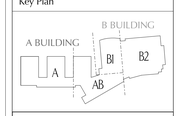

REVISIONS

No.	Description	Date

FILE:

DWN. BY: Author | JOB NO: #1611

CKD. BY: Checker | SCALE: 1/4" = 1'-0"

DATE: January 31, 2019

A8.19

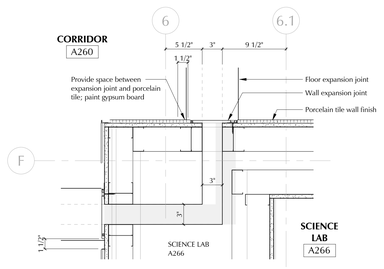

1 A8.20 Building A Plan Detail at Expansion Joint
Scale: 1 1/2" = 1'-0"

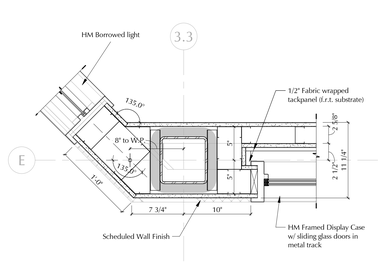

2 A8.20 Typical Building A Plan Detail at C.L. E + 3.3
Scale: 1 1/2" = 1'-0"

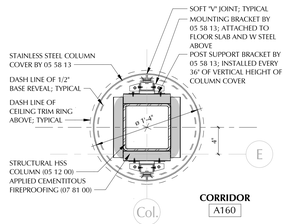

3 A8.20 Typical Column Cover Detail
Scale: 1 1/2" = 1'-0"

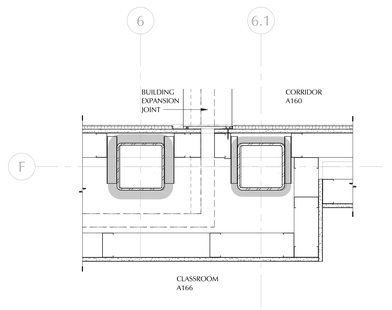

4 A8.20 Expansion Joint Detail
Scale: 1 1/2" = 1'-0"

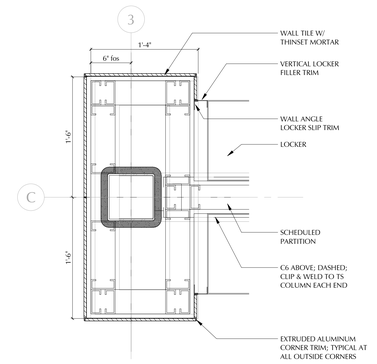

5 A8.20 Typical Locker End Cap Plan Detail
Scale: 1 1/2" = 1'-0"

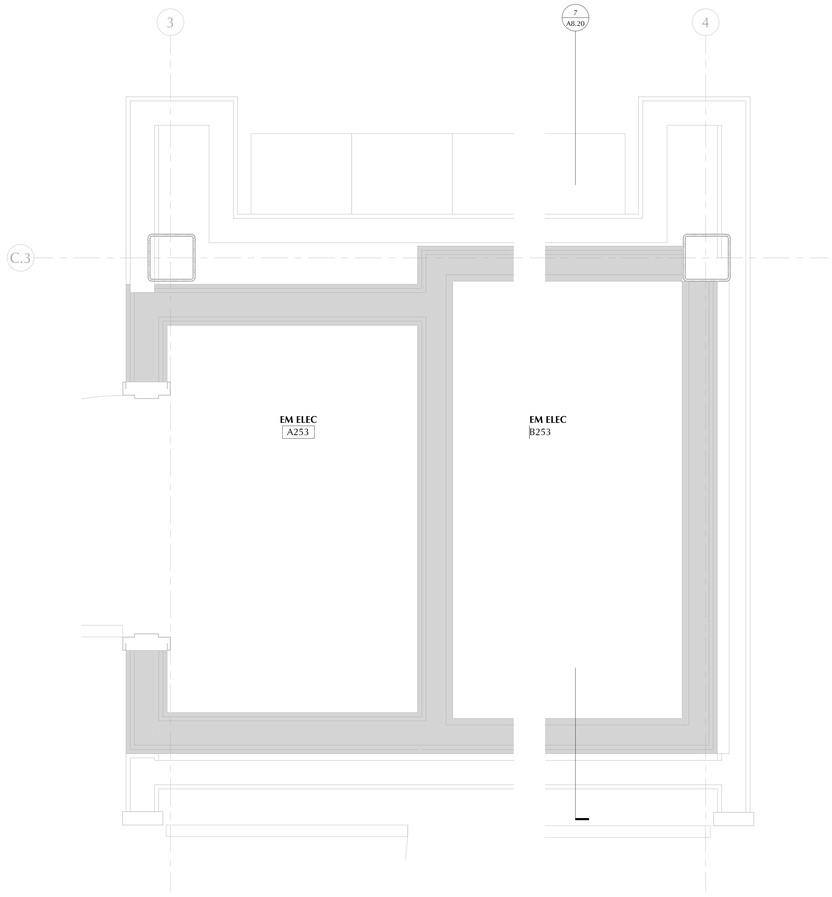

6 A8.20 Duct Shaft Enlarged Plan
Scale: 1 1/2" = 1'-0"

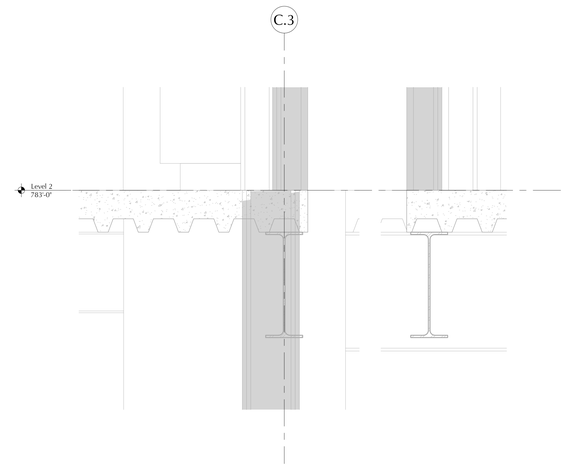

7 A8.20 Duct Shaft Partial Section
Scale: 1 1/2" = 1'-0"

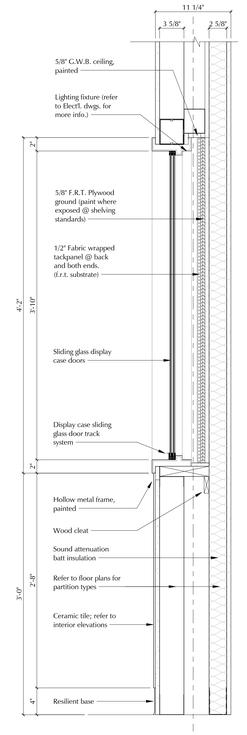

Building A Typical HM Display Case Section Detail
11 A8.20 Scale: 1 1/2" = 1'-0"

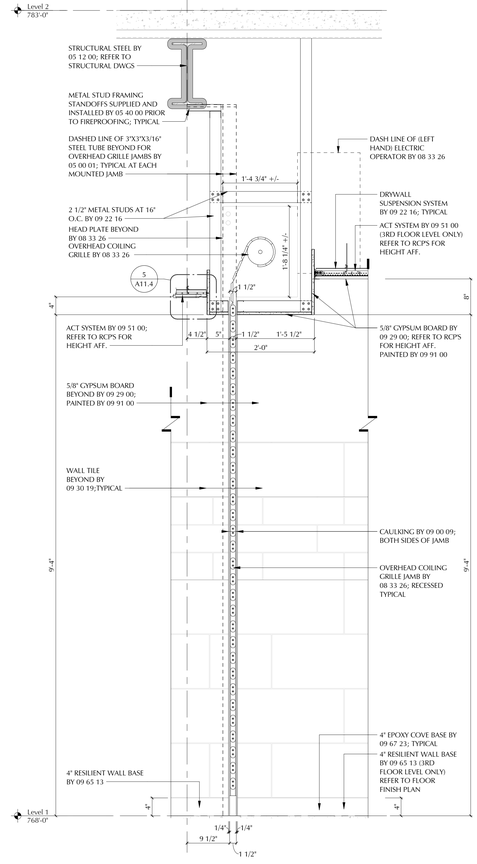

12 A8.20 Typical Overhead Coiling Grille at Academic Wing Gateway
Scale: 1" = 1'-0"

LAMOUREUX PAGANO ASSOCIATES, ARCHITECTS
108 GROVE STREET, SUITE 300
WORCESTER, MASSACHUSETTS 01605

MEMBER OF THE AMERICAN INSTITUTE OF ARCHITECTS

CONSULTANT

OWNER

Worcester Public Schools

Worcester, MA

Project North
True North

PROJECT

FINAL BID PACKAGE

South High Community School

170 Apricot Street, Worcester, MA 01603

TITLE

Interior Details Building A

Key Plan

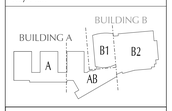

REVISIONS

No.	Description	Date

FILE:

DWN. BY: Author	JOB NO: #1611
CKD. BY: Checker	SCALE: As indicated

DATE: January 31, 2019

A8.20

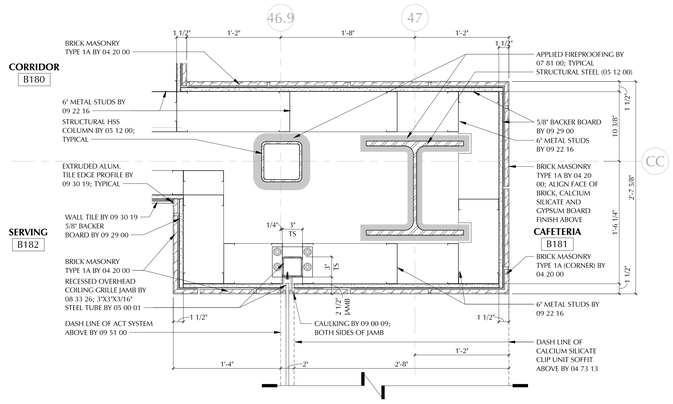

1 AB.21 Building AB - Brick Veneer Column Pilaster at C.L. CC + 46.9
Scale: 1 1/2" = 1'-0"

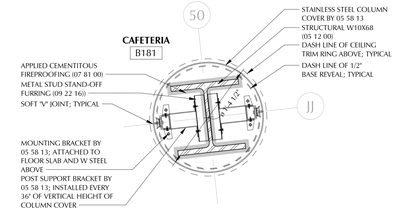

1 AB.21 Building AB Column at Cafeteria
Scale: 1 1/2" = 1'-0"

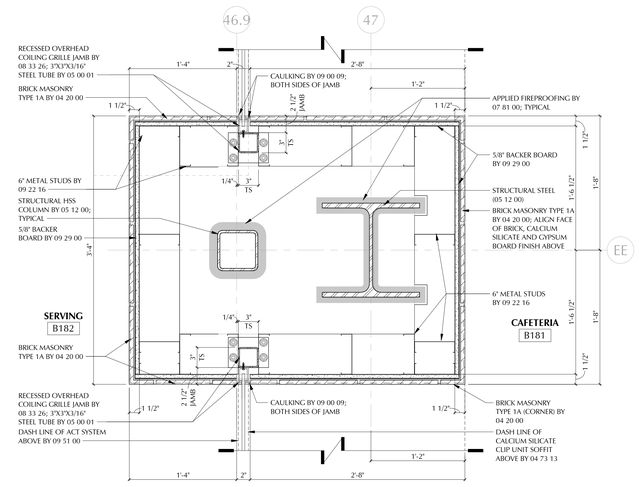

5 AB.21 Building AB Typical Brick Veneer Column Pilaster Detail
Scale: 1 1/2" = 1'-0"

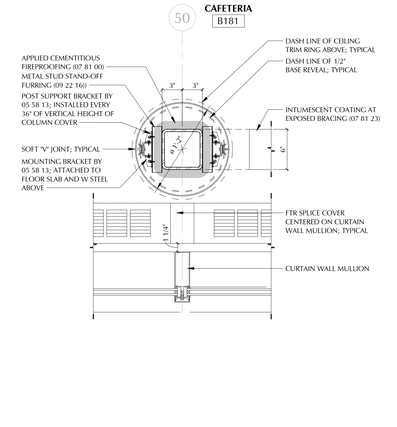

Building AB Column at Cafeteria
2 AB.21 Curtain Wall Vertical Mullion
Scale: 1 1/2" = 1'-0"

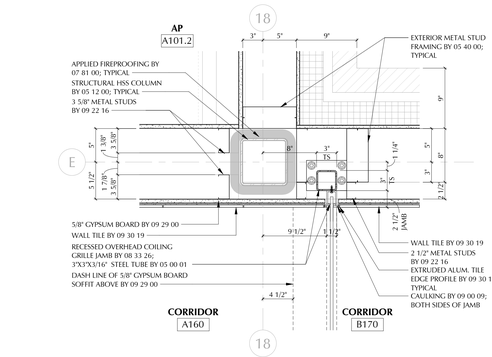

6 AB.21 Typical Plan Detail at C.L. E + 18
Scale: 1 1/2" = 1'-0"

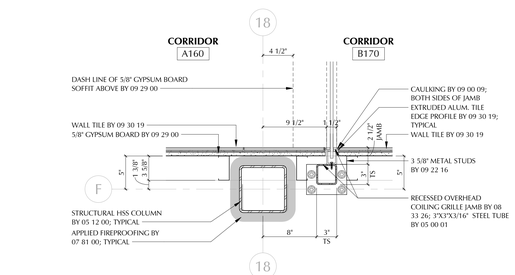

7 AB.21 Typical Plan Detail at C.L. F + 18
Scale: 1 1/2" = 1'-0"

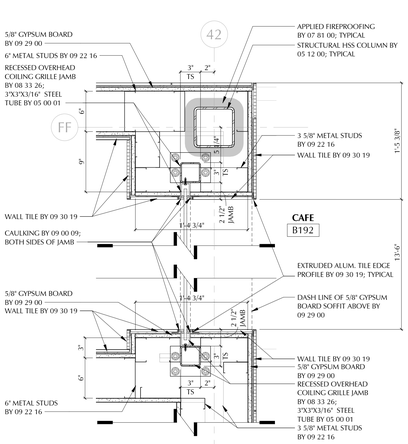

3 AB.21 OHB192 Plan Details
Scale: 1 1/2" = 1'-0"

LAMOUREUX PAGANO ASSOCIATES, ARCHITECTS
108 GROVE STREET, SUITE 300
WORCESTER, MASSACHUSETTS 01605
MEMBER OF THE AMERICAN INSTITUTE OF ARCHITECTS
CONSULTANT

OWNER

Worcester Public Schools

Worcester, MA

Project North
True North

PROJECT

FINAL BID PACKAGE

South High Community School

170 Apricot Street, Worcester, MA 01603

TITLE

Interior Details Building AB - Cafeteria

Key Plan

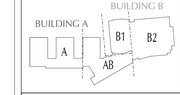

REVISIONS

No.	Description	Date

FILE:

DWN. BY: Author | JOB NO: #1611

CKD. BY: Checker | SCALE: 1 1/2" = 1'-0"

DATE: January 31, 2019

A8.21

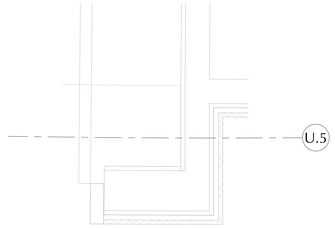

1 A8.23 Typical Interior Fiber Cement Jamb & Corners Details
Scale: 1 1/2" = 1'-0"

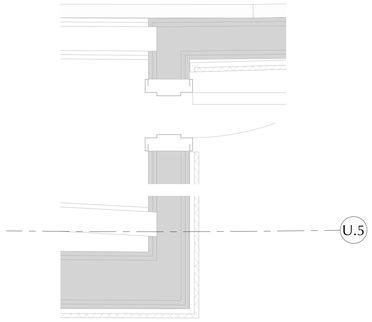

2 A8.23 Door Jamb Detail
Scale: 1 1/2" = 1'-0"

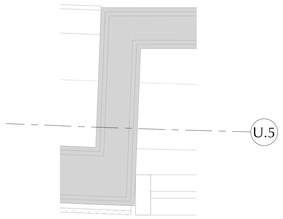

3 A8.23 Display Case to Fiber Cement Detail (Low)
Scale: 1 1/2" = 1'-0"

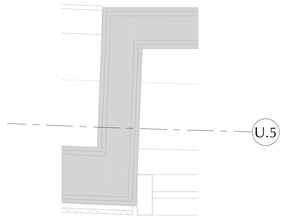

4 A8.23 Display Case to Fiber Cement Detail (High)
Scale: 1 1/2" = 1'-0"

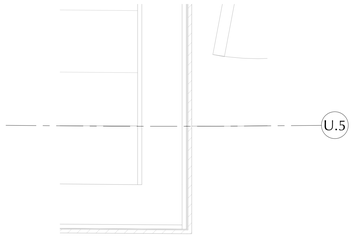

5 A8.23 Typical First Floor MT6 Corner Detail
Scale: 1 1/2" = 1'-0"

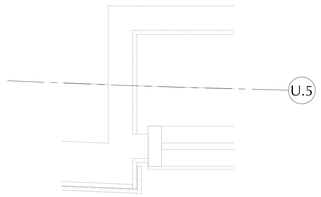

6 A8.23 Auditorium Lobby Display Case Detail
Scale: 1 1/2" = 1'-0"

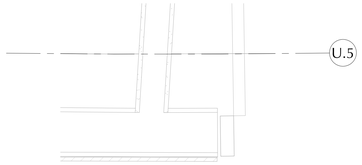

7 A8.23 Typical Lobby Door Jamb Detail (Low)
Scale: 1 1/2" = 1'-0"

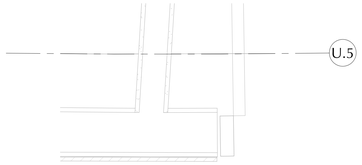

8 A8.23 Typical Lobby Door Jamb Detail (High)
Scale: 1 1/2" = 1'-0"

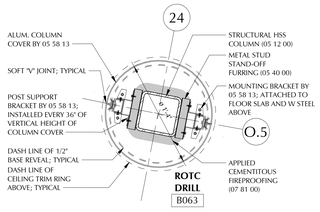

9 A8.23 Building B1 Column Cover Detail
Scale: 1 1/2" = 1'-0"

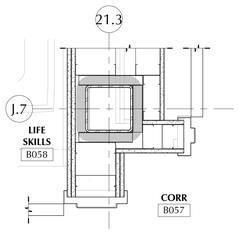

10 A8.23 Building B1 Column Detail at J.7 & 21.3
Scale: 1 1/2" = 1'-0"

11 A8.23 Soffit Detail at Thin Brick
Scale: 1 1/2" = 1'-0"

12 A8.23 Soffit Detail at P. Lam. Panels
Scale: 1 1/2" = 1'-0"

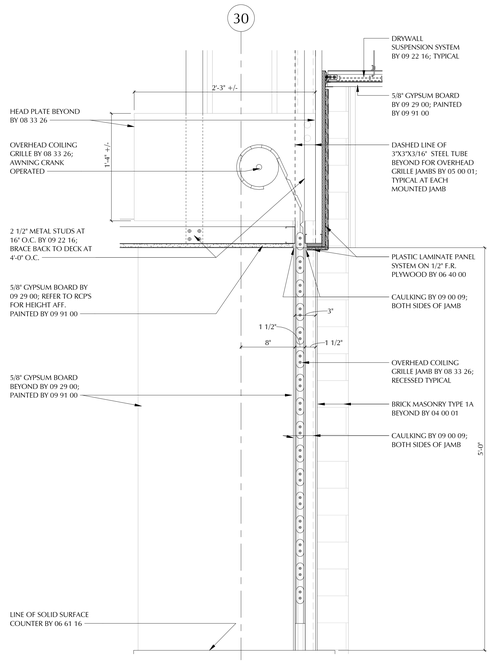

13 A8.23 Room B171 Overhead Grille Detail
Scale: 1 1/2" = 1'-0"

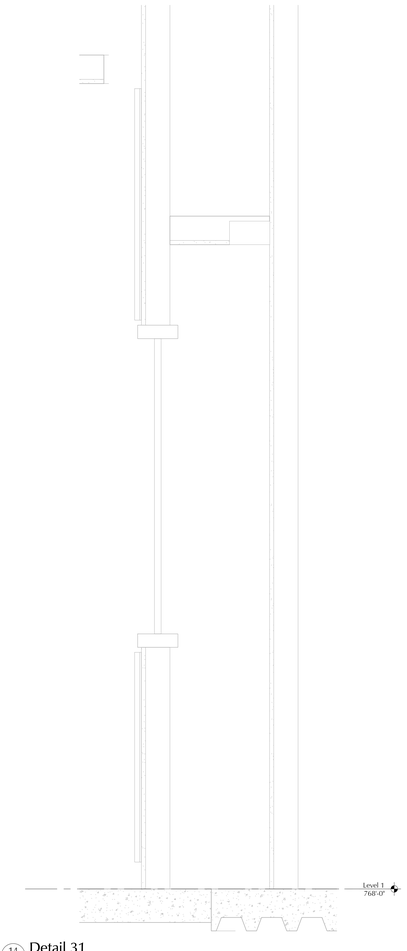

14 A8.23 Detail 31
Scale: 1 1/2" = 1'-0"

LAMOUREUX PAGANO ASSOCIATES, ARCHITECTS
108 GROVE STREET, SUITE 300
WORCESTER, MASSACHUSETTS 01605

MEMBER OF
THE AMERICAN INSTITUTE OF ARCHITECTS

CONSULTANT

OWNER

Worcester Public Schools

Worcester, MA

Project North
True North

PROJECT

FINAL BID PACKAGE

South High Community School

170 Apricot Street, Worcester, MA 01603

TITLE

Interior Details Building B1 - Corridor B170

Key Plan

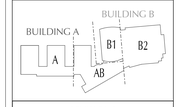

REVISIONS

No.	Description	Date

FILE:

DWN. BY: Author | JOB NO: #1611

CKD. BY: Checker | SCALE: 1 1/2" = 1'-0"

DATE: January 31, 2019

A8.23

Typical Plastic Laminate Wall Panel (P3) System Details

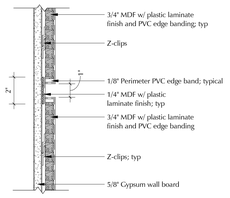

P3.1 / A8.24 **Detail at Panels at Typical Reveal Joint**
Scale: 3" = 1'-0"

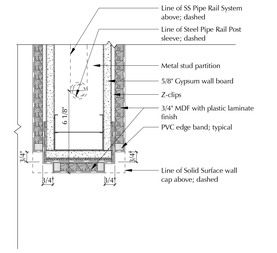

P3.2 / A8.24 **Detail at End of Aud. Knee Wall (Plan)**
Scale: 3" = 1'-0"

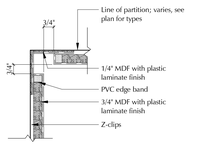

P3.3 / A8.24 **Detail at Panels at Inside Corner**
Scale: 3" = 1'-0"

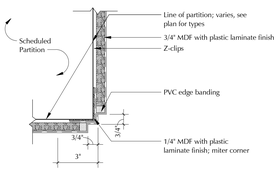

P3.4 / A8.24 **Detail at Panels at Outside Corner**
Scale: 3" = 1'-0"

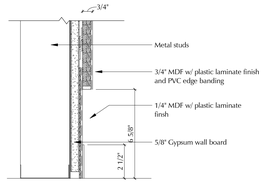

P3.5 / A8.24 **Detail at Panels Wall Base (Aud. Section)**
Scale: 3" = 1'-0"

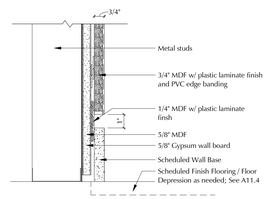

P3.6 / A8.24 **Detail at Wall Base (Lobby Section)**
Scale: 3" = 1'-0"

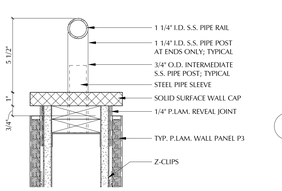

P3.7 / A8.24 **Detail at Panel Wall Cap (Section)**
Scale: 3" = 1'-0"

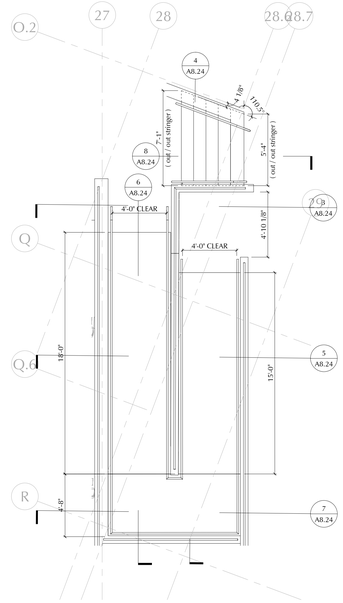

1 / A8.24 **Auditorium Ramp & Stage Stair Enlarged Plan**
Scale: 1/4" = 1'-0"

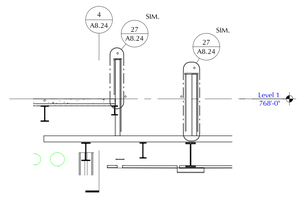

3 / A8.24 **Section through Aud. Ramp at Landings**
Scale: 1/4" = 1'-0"

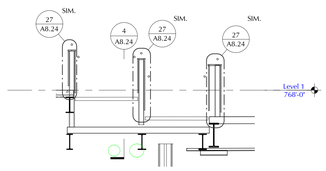

5 / A8.24 **Section through Auditorium Ramp**
Scale: 1/4" = 1'-0"

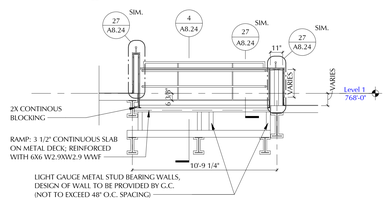

7 / A8.24 **Section through Auditorium Ramp at Midpoint Landing**
Scale: 1/4" = 1'-0"

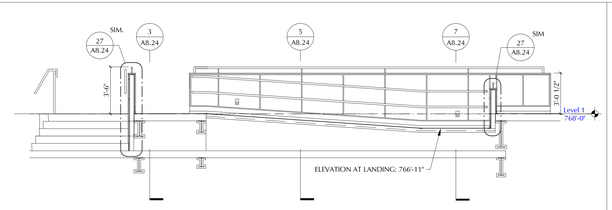

4 / A8.24 **Auditorium Stair and Ramp Section**
Scale: 1/4" = 1'-0"

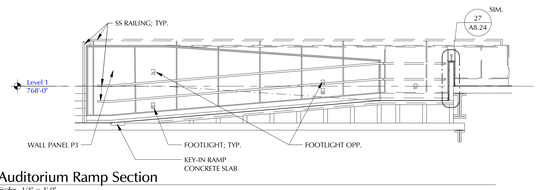

6 / A8.24 **Auditorium Ramp Section**
Scale: 1/4" = 1'-0"

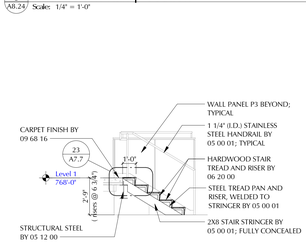

8 / A8.24 **Aud Stair 1**
Scale: 1/4" = 1'-0"

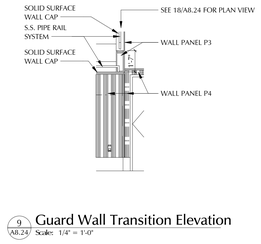

9 / A8.24 **Guard Wall Transition Elevation**
Scale: 1/4" = 1'-0"

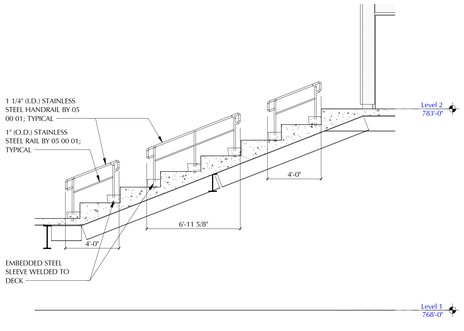

13 / A8.24 **Balcony Aisle Section**
Scale: 1/4" = 1'-0"

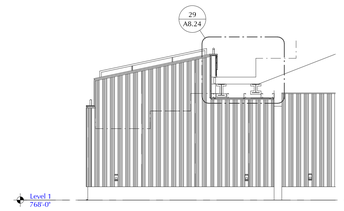

14 / A8.24 **Balcony Side Wall Section/Elevation**
Scale: 1/4" = 1'-0"

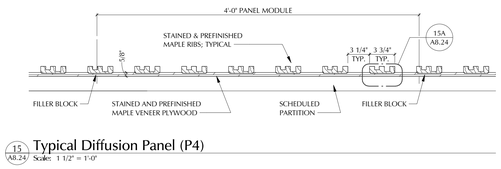

15 / A8.24 **Typical Diffusion Panel (P4)**
Scale: 1 1/2" = 1'-0"

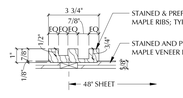

15A / A8.24 **Typical Diffusion Rib Detail**
Scale: 3" = 1'-0"

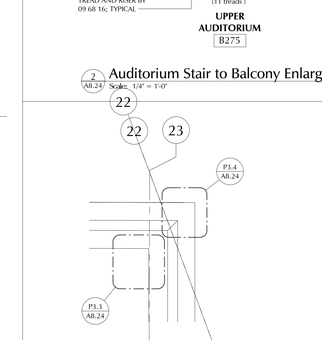

2 / A8.24 **Auditorium Stair to Balcony Enlarged Plan**
Scale: 1/4" = 1'-0"

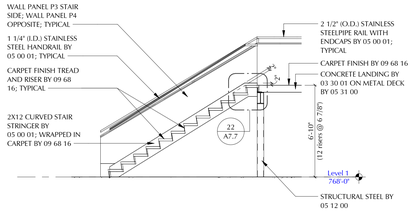

10 / A8.24 **Balcony Stair Section**
Scale: 1/4" = 1'-0"

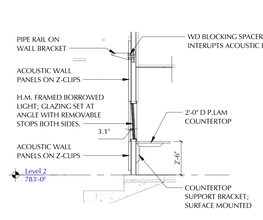

11 / A8.24 **Control Booth Section**
Scale: 1/4" = 1'-0"

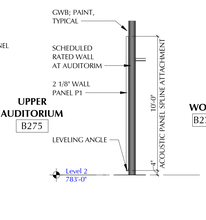

12 / A8.24 **Auditorium Acoustic Panel Section**
Scale: 1/4" = 1'-0"

16 / A8.24 **Aud. Knee Wall Corner Plan Detail**
Scale: 1 1/2" = 1'-0"

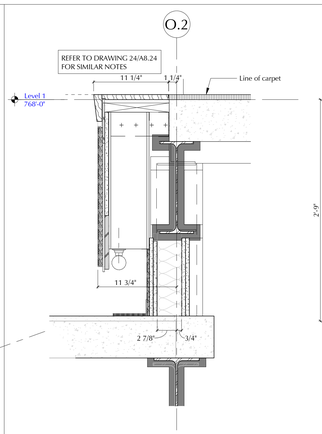

22 / A8.24 **Stage Apron Detail at Stage (Straight)**
Scale: 1 1/2" = 1'-0"

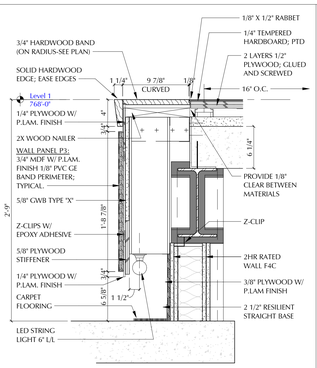

24 / A8.24 **Stage Apron Detail at Stage (On Radius)**
Scale: 1 1/2" = 1'-0"

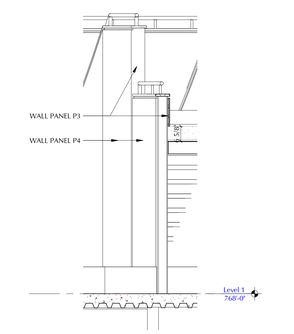

26 / A8.24 **Balcony Guard Wall Section (P4 / P3)**
Scale: 1/2" = 1'-0"

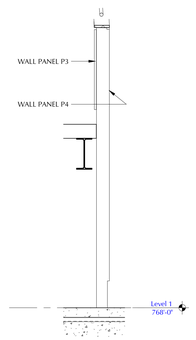

28 / A8.24 **Balcony Sidewall Section**
Scale: 1/2" = 1'-0"

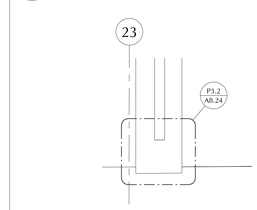

17 / A8.24 **Aud. Knee Wall Termination Plan Detail**
Scale: 1 1/2" = 1'-0"

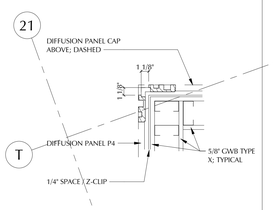

20 / A8.24 **Wall Panel P4 Outside Corner**
Scale: 1 1/2" = 1'-0"

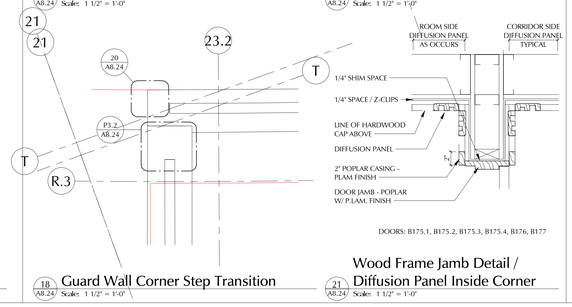

18 / A8.24 **Guard Wall Corner Step Transition**
Scale: 1 1/2" = 1'-0"

Wood Frame Jamb Detail / Diffusion Panel Inside Corner
21 / A8.24 Scale: 1 1/2" = 1'-0"

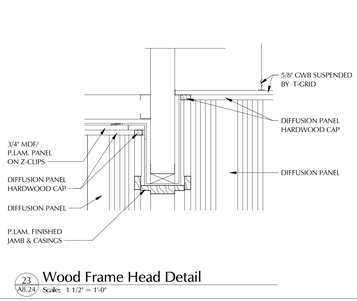

23 / A8.24 **Wood Frame Head Detail**
Scale: 1 1/2" = 1'-0"

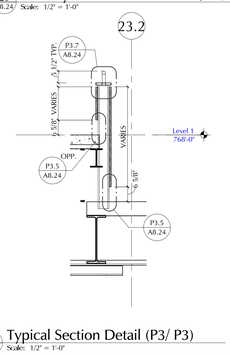

27 / A8.24 **Typical Section Detail (P3/ P3)**
Scale: 1/2" = 1'-0"

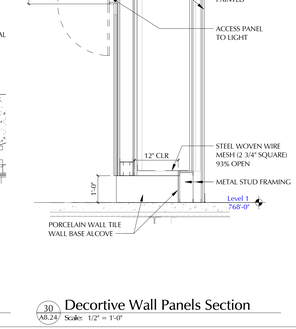

29 / A8.24 **Balcony Section Detail**
Scale: 1/2" = 1'-0"

30 / A8.24 **Decortive Wall Panels Section**
Scale: 1/2" = 1'-0"

LAMOUREUX PAGANO ASSOCIATES, ARCHITECTS
108 GROVE STREET, SUITE 300
WORCESTER, MASSACHUSETTS 01605
MEMBER OF THE AMERICAN INSTITUTE OF ARCHITECTS
CONSULTANT

OWNER

Worcester Public Schools

Worcester, MA

Project North

Scale: 1/8" = 1'-0"

PROJECT

FINAL BID PACKAGE

South High Community School

170 Apricot Street, Worcester, MA 01603

TITLE

Interior Details Building B1 - Auditorium

Key Plan



REVISIONS

No.	Description	Date

FILE:

DWN. BY:	Author	JOB NO.	#1611
CKD. BY:	Checker	SCALE:	As indicated
DATE:	January 31, 2019		

A8.24

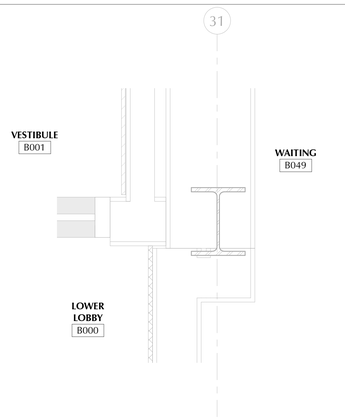

1 A8.25 Building B2 Interior Storefront Jamb Detail
Scale: 1 1/2" = 1'-0"

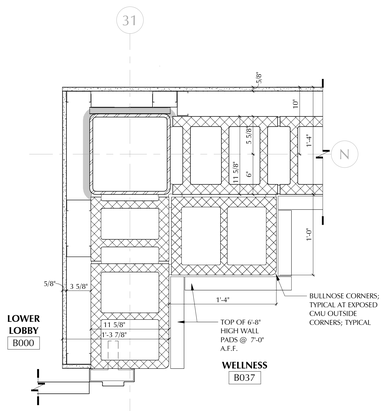

2 A8.25 Building B2 Column Detail at N & 31
Scale: 1 1/2" = 1'-0"

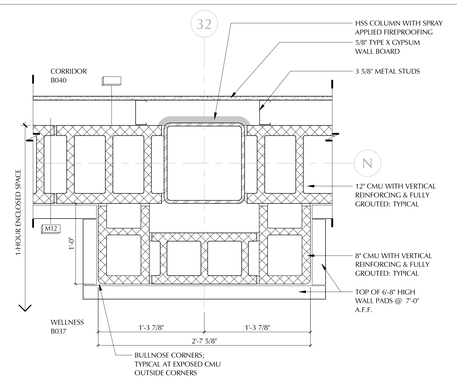

3 A8.25 Building B2 Column Detail at N & 32
Scale: 1 1/2" = 1'-0"

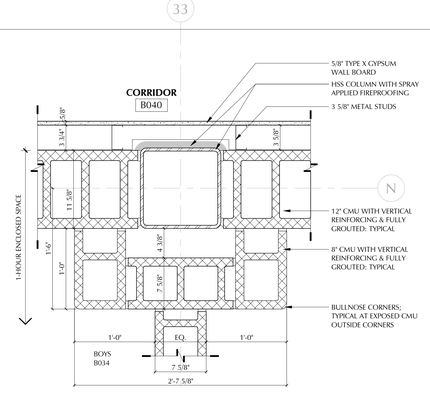

4 A8.25 Building B2 at Column N & 33
Scale: 1 1/2" = 1'-0"

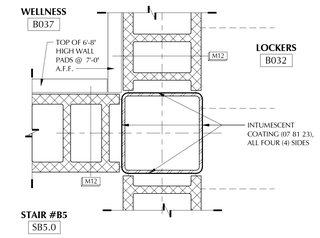

5 A8.25 Building B2 Column Detail at Auto Lockers
Scale: 1 1/2" = 1'-0"

6 A8.25 Building B2 Door Jamb Detail
Scale: 1 1/2" = 1'-0"

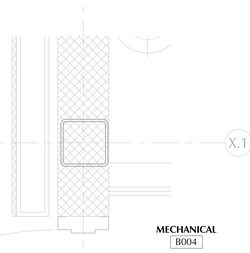

7 A8.25 Building B2 Column Detail at 32
Scale: 1 1/2" = 1'-0"

8 A8.25 Building B2 Column Detail at Auto/Diesel Mezzanine
Scale: 1 1/2" = 1'-0"

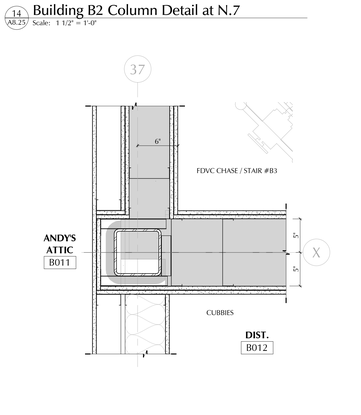

9 A8.25 Building B2 at Column S & 33
Scale: 1 1/2" = 1'-0"

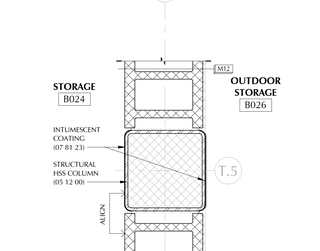

10 A8.25 Building B2 at Column S & 36
Scale: 1 1/2" = 1'-0"

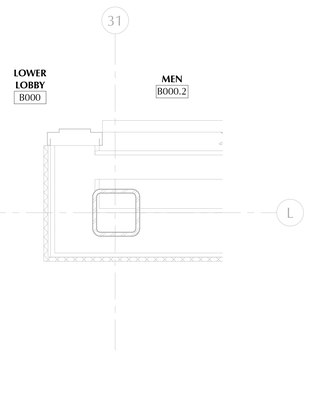

11 A8.25 Column Detail 31 & L
Scale: 1 1/2" = 1'-0"

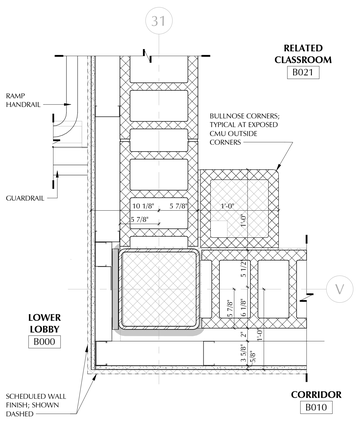

12 A8.25 Building B2 Column Detail at V & 31
Scale: 1 1/2" = 1'-0"

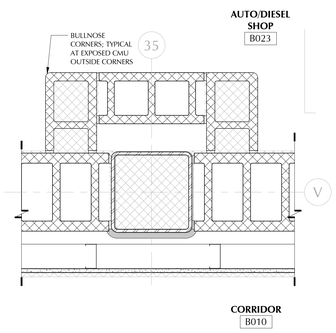

13 A8.25 Building B2 at Column V & 35
Scale: 1 1/2" = 1'-0"

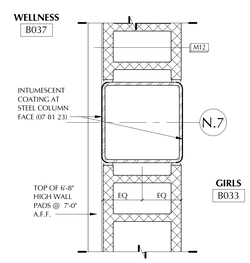

14 A8.25 Building B2 Column Detail at N.7
Scale: 1 1/2" = 1'-0"

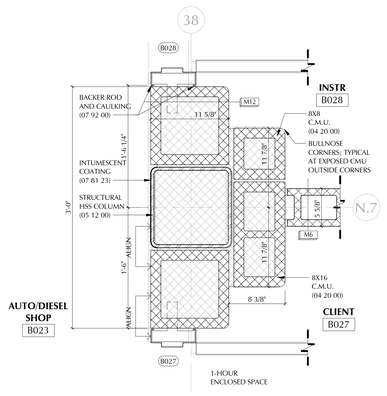

15 A8.25 Building B2 Column Detail at N.7 & 38
Scale: 1 1/2" = 1'-0"

17 A8.25 Building B2 at Column X.1 & 31
Scale: 1 1/2" = 1'-0"

19 A8.25 Building B2 Column Detail at X & 37
Scale: 1 1/2" = 1'-0"

20 A8.25 Typ. CMU at Column
Scale: 1 1/2" = 1'-0"

LAMOUREUX PAGANO ASSOCIATES, ARCHITECTS
108 GROVE STREET, SUITE 300
WORCESTER, MASSACHUSETTS 01605

MEMBER OF
THE AMERICAN INSTITUTE OF ARCHITECTS

CONSULTANT

OWNER

Worcester Public Schools

Worcester, MA

Project North

PROJECT

FINAL BID PACKAGE

South High Community School

170 Apricot Street, Worcester, MA 01603

TITLE

Interior Details Building B2 - Ground Floor

Key Plan

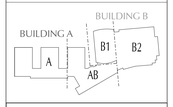

REVISIONS

No.	Description	Date

FILE:

DWN. BY: Author	JOB NO: #1611
CKD. BY: Checker	SCALE: 1 1/2" = 1'-0"
DATE: January 31, 2019	

A8.25

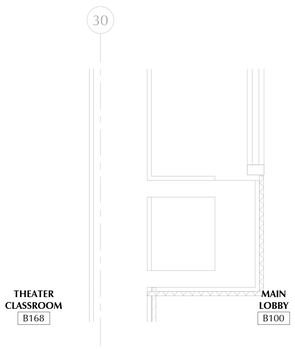

12 A8.26 Lobby Trophy Display Case Jamb Detail
Scale: 1 1/2" = 1'-0"

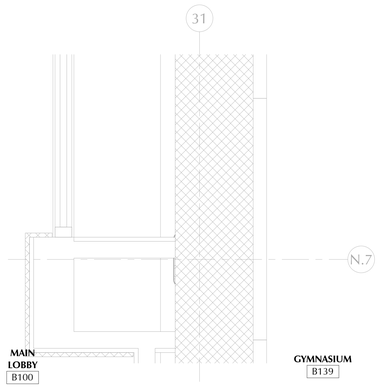

8 A8.26 Lobby 3D Art Display Case Detail at C.L. N.7 + 31
Scale: 1 1/2" = 1'-0"

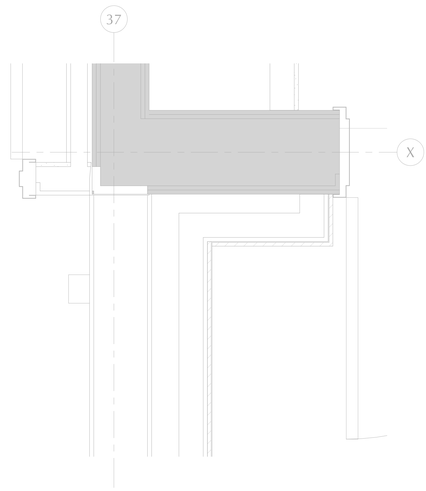

15 A8.26 Building B2 Corner Detail at C.L. X + 37
Scale: 1 1/2" = 1'-0"

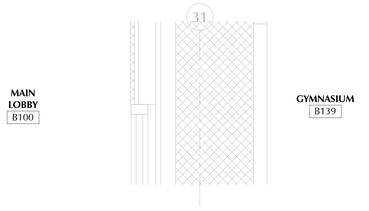

7 A8.26 Lobby 2D Art Display Case Jamb Detail
Scale: 1 1/2" = 1'-0"

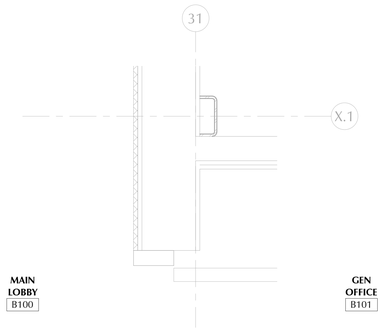

3 A8.26 Building B2 Typical Lobby Aluminum Frame Jamb Detail
Scale: 1 1/2" = 1'-0"

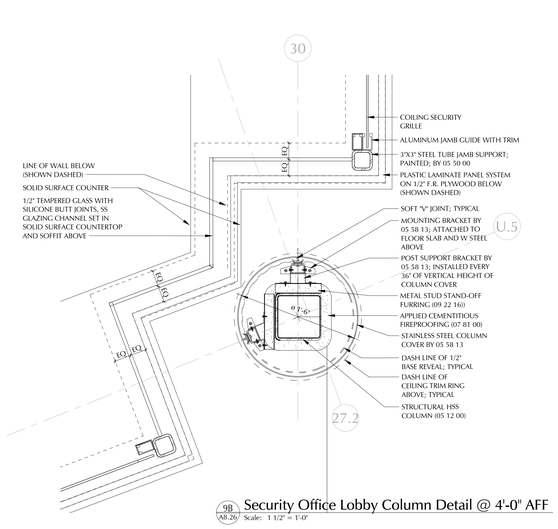

9B A8.26 Security Office Lobby Column Detail @ 4'-0" AFF
Scale: 1 1/2" = 1'-0"



Lobby History Wall Display Case
Pilaster & Jamb Detail
11 A8.26 Scale: 1 1/2" = 1'-0"

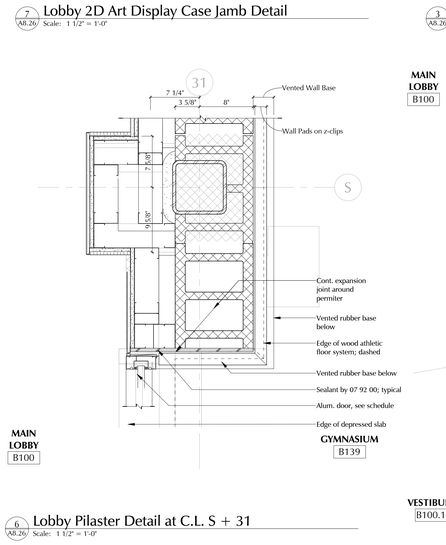

6 A8.26 Lobby Pilaster Detail at C.L. S + 31
Scale: 1 1/2" = 1'-0"

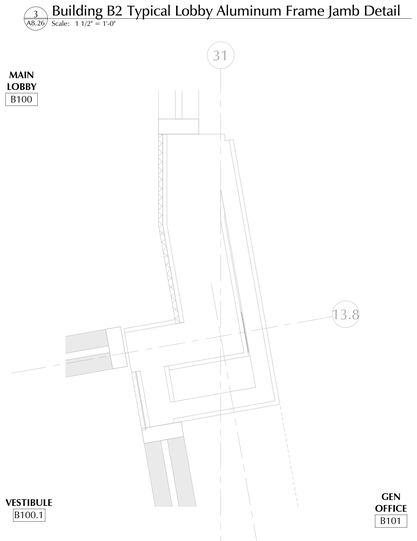

2 A8.26 Building B2 Plan Detail at Vesibule B100.1
Scale: 1 1/2" = 1'-0"

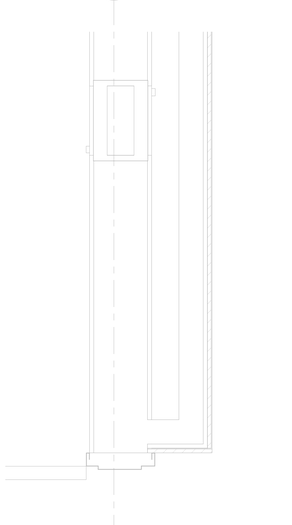

13 A8.26 Building B2 Rm 126 Jamb & Pass-Thru Detail
Scale: 1 1/2" = 1'-0"

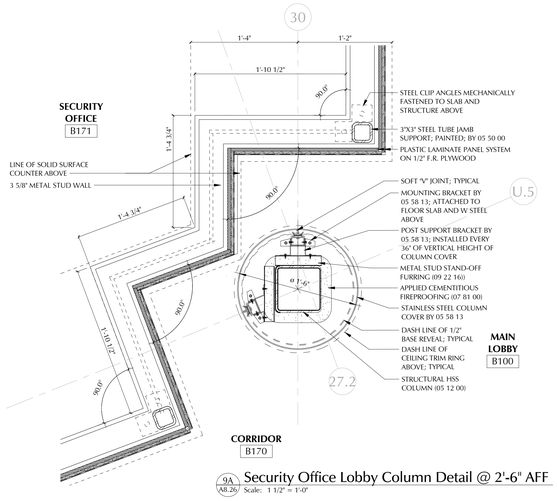

9A A8.26 Security Office Lobby Column Detail @ 2'-6" AFF
Scale: 1 1/2" = 1'-0"

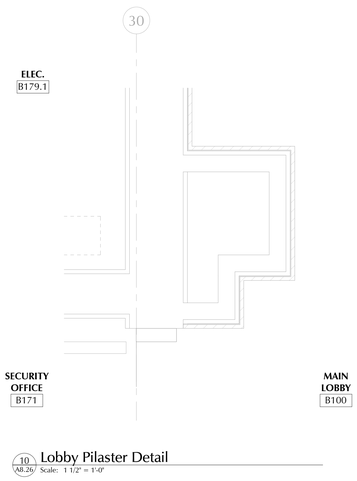

10 A8.26 Lobby Pilaster Detail
Scale: 1 1/2" = 1'-0"

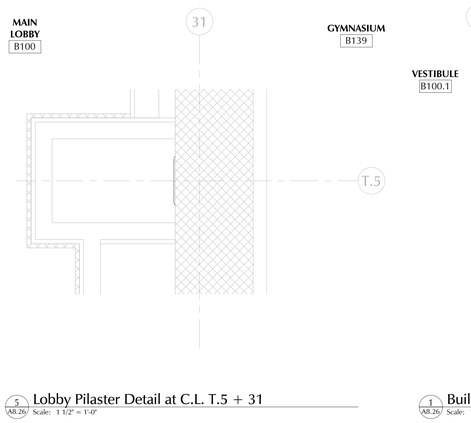

5 A8.26 Lobby Pilaster Detail at C.L. T.5 + 31
Scale: 1 1/2" = 1'-0"

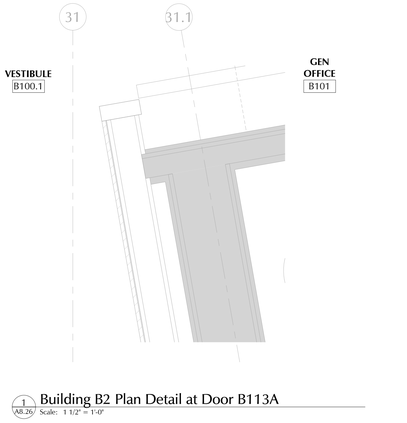

1 A8.26 Building B2 Plan Detail at Door B113A
Scale: 1 1/2" = 1'-0"

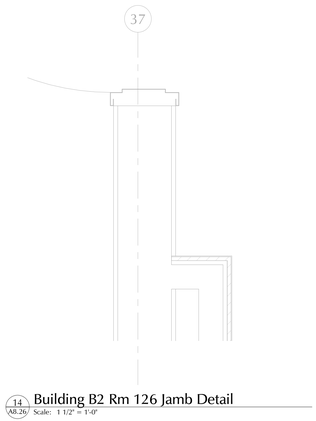

14 A8.26 Building B2 Rm 126 Jamb Detail
Scale: 1 1/2" = 1'-0"

LAMOUREUX PAGANO ASSOCIATES, ARCHITECTS
108 GROVE STREET, SUITE 300
WORCESTER, MASSACHUSETTS 01605

MEMBER OF
THE AMERICAN INSTITUTE OF ARCHITECTS

CONSULTANT

OWNER

Worcester Public Schools

Worcester, MA

Project North
True North

PROJECT

FINAL BID PACKAGE

South High Community School

170 Apricot Street, Worcester, MA 01603

TITLE

Interior Details Building B2

Key Plan



REVISIONS

No.	Description	Date

FILE:

DWN. BY: Author | JOB NO: #1611

CKD. BY: Checker | SCALE: 1 1/2" = 1'-0"

DATE: January 31, 2019

A8.26

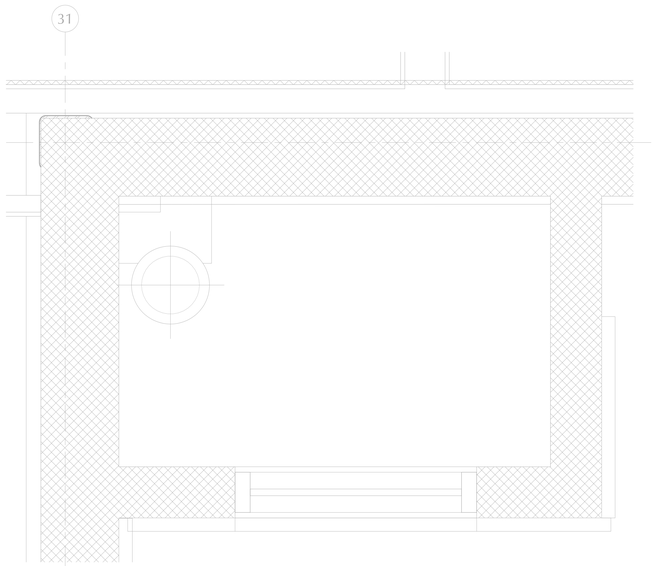

3 A8.27 Building B2 First Floor Gym Corner Detail at 4'-0" A.F.F.
Scale: 1 1/2" = 1'-0"

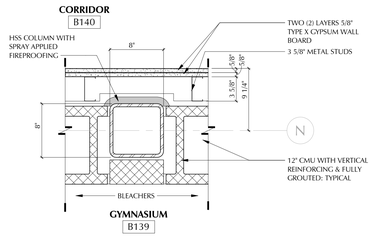

2 A8.27 Building B2 Column Detail at N & 33
Scale: 1 1/2" = 1'-0"

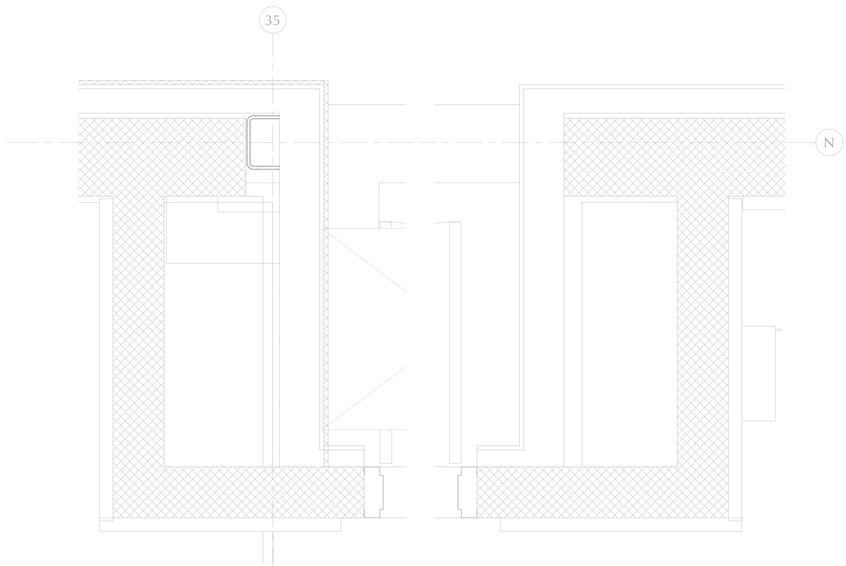

1 A8.27 Building B2 First Floor Gym Entry at 4'-0" A.F.F.
Scale: 1 1/2" = 1'-0"



5 A8.27 Building B2 Second Floor Gym Corner at 4'-0" A.F.F.
Scale: 1 1/2" = 1'-0"

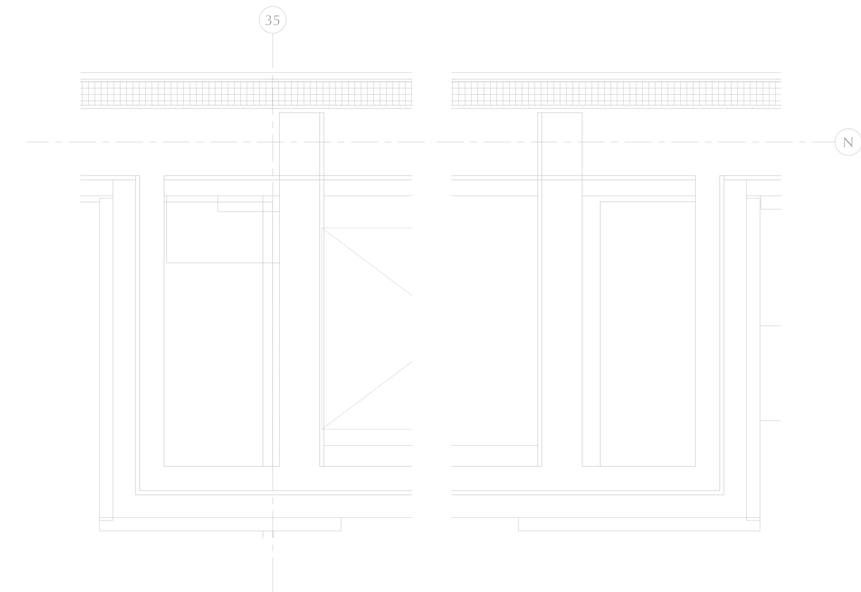

4 A8.27 Building B2 Second Floor Gym Chase at 4'-0" A.F.F.
Scale: 1 1/2" = 1'-0"

LAMOUREUX PAGANO ASSOCIATES, ARCHITECTS
108 GROVE STREET, SUITE 300
WORCESTER, MASSACHUSETTS 01605

MEMBER OF
THE AMERICAN INSTITUTE OF ARCHITECTS

CONSULTANT

OWNER

Worcester Public Schools

Worcester, MA

Project North

PROJECT

FINAL BID PACKAGE

South High Community School

170 Apricot Street, Worcester, MA 01603

TITLE

Interior Details Building B2

Key Plan

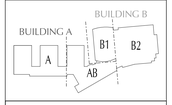

REVISIONS

No.	Description	Date

FILE:

DWN. BY: Author	JOB NO: #1611
CKD. BY: Checker	SCALE: 1 1/2" = 1'-0"

DATE: January 31, 2019

A8.27

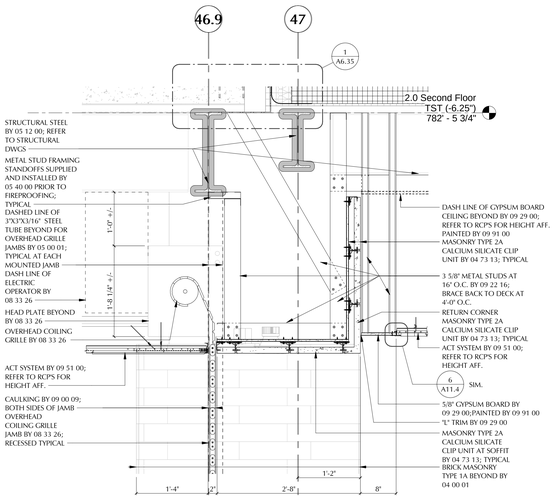

10 A8.28 OHB182.1 Section Detail
Scale: 1" = 1'-0"

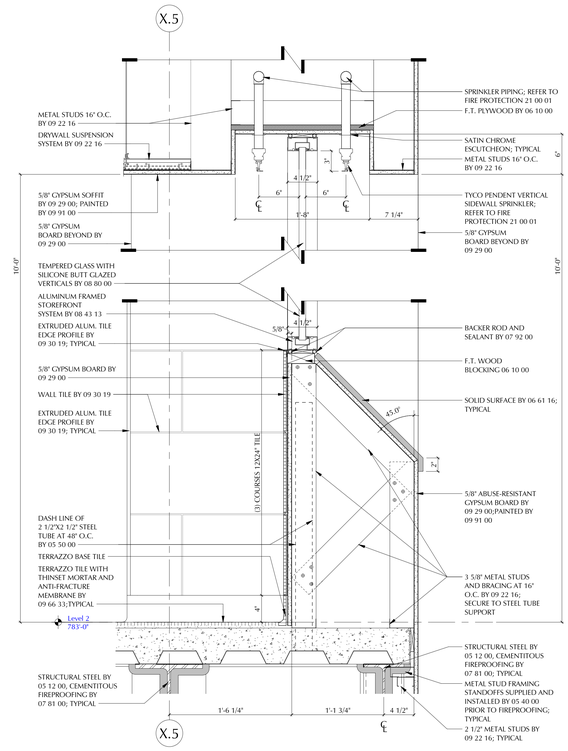

11 A8.28 Level 2 Corridor Detail at Rated Borrowed Light
Scale: 1 1/2" = 1'-0"

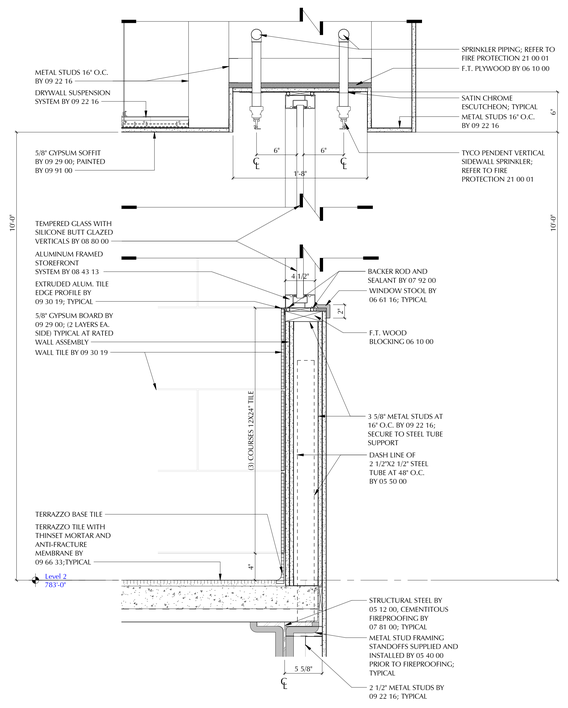

12 A8.28 Level 2 Lobby Detail at Rated Borrowed Light
Scale: 1 1/2" = 1'-0"

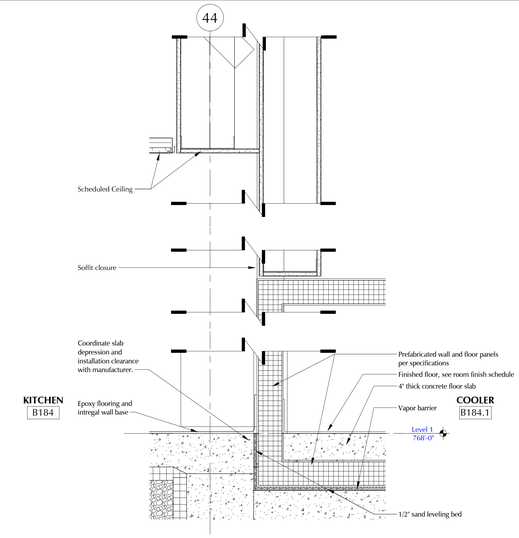

9 A8.28 Kitchen Cooler/Freezer Slab Depression Detail
Scale: 1 1/2" = 1'-0"

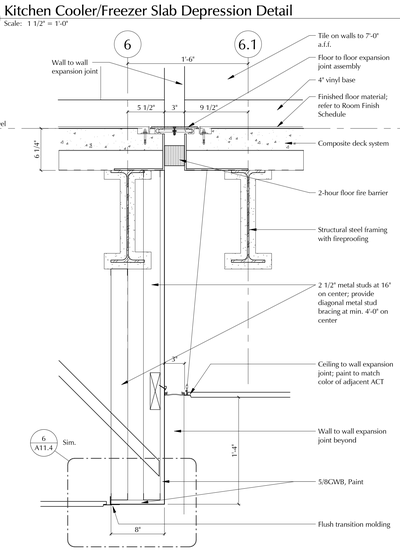

7 A8.28 Expansion Joint Detail- Floor/Ceiling
Scale: 1 1/2" = 1'-0"

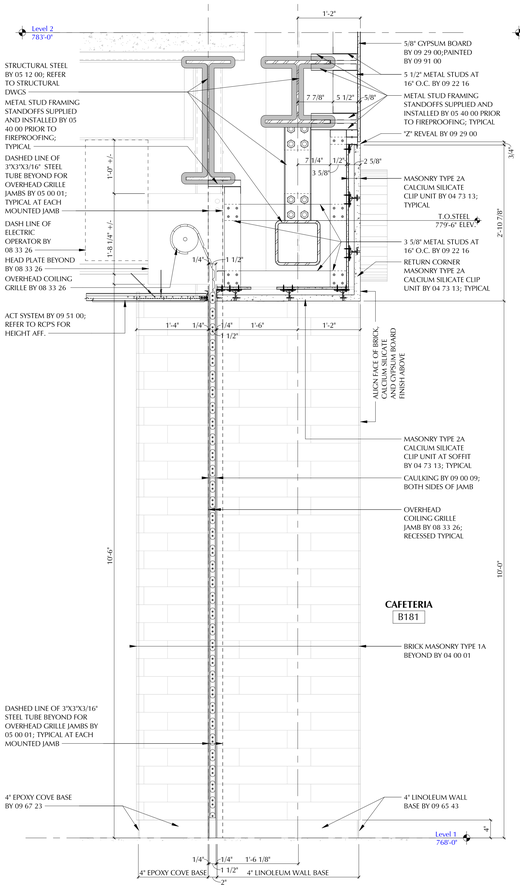

6 A8.28 OHB181 Section Detail
Scale: 1" = 1'-0"

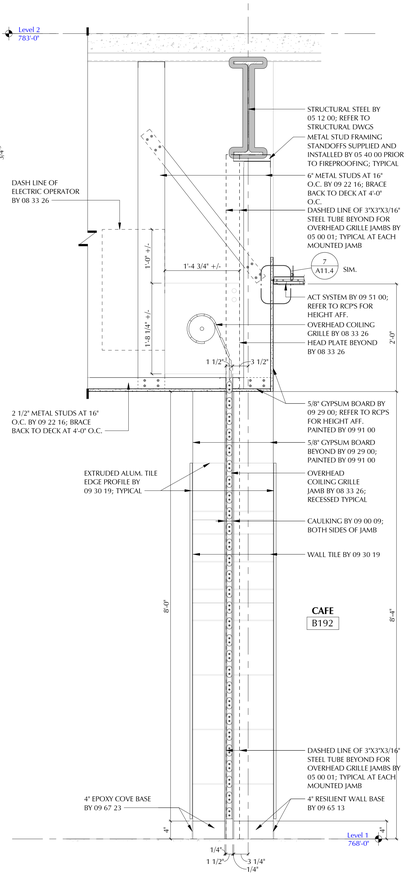

5 A8.28 OHB192 Section Detail
Scale: 1" = 1'-0"



8 A8.28 Building A - Acid Neutralization Pit Detail
Scale: 1 1/2" = 1'-0"

4 A8.28 Building A - Typ. POD Common Media Enclosure
Scale: 1" = 1'-0"

3 A8.28 Detail 16
Scale: 1" = 1'-0"

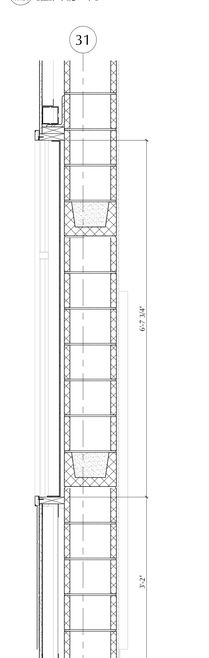

2 A8.28 Lobby Art Display Case Section Detail
Scale: 1" = 1'-0"

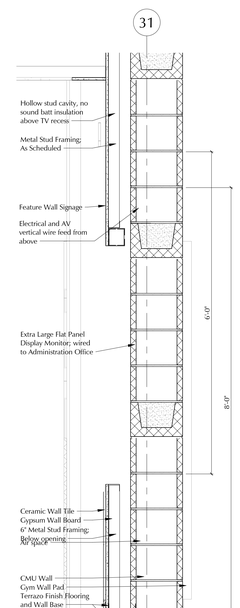

1 A8.28 Lobby Recessed TV Section Detail
Scale: 1" = 1'-0"

LAMOUREUX PAGANO ASSOCIATES, ARCHITECTS
108 GROVE STREET, SUITE 300
WORCESTER, MASSACHUSETTS 01605
MEMBER OF THE AMERICAN INSTITUTE OF ARCHITECTS

CONSULTANT

OWNER

Worcester Public Schools

Worcester, MA

Project North

PROJECT

FINAL BID PACKAGE

South High Community School

170 Apricot Street, Worcester, MA 01603

TITLE

Interior Section Details

Key Plan

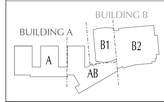

REVISIONS

No.	Description	Date

FILE:

DWN. BY:	Author	JOB NO:	#1611
CKD. BY:	Checker	SCALE:	As indicated
DATE:	January 31, 2019		

A8.28

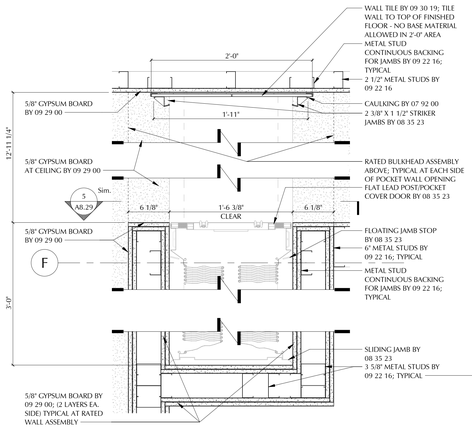

9 A8.29 Accordian Fire Door Detail - First Floor RCP - Section AB
Scale: 1 1/2" = 1'-0"

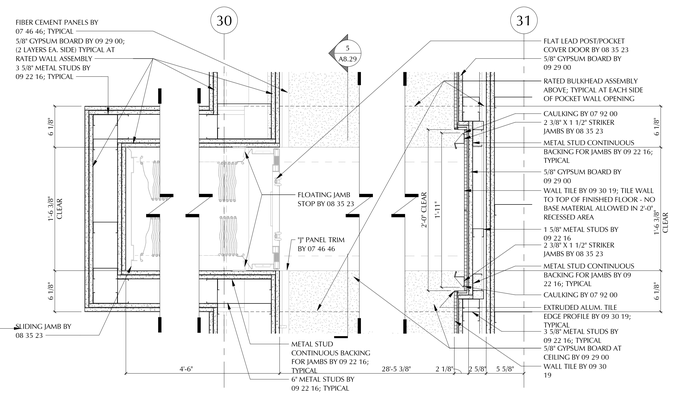

7 A8.29 Accordian Fire Door Detail - Second Floor RCP - Section B1
Scale: 1 1/2" = 1'-0"

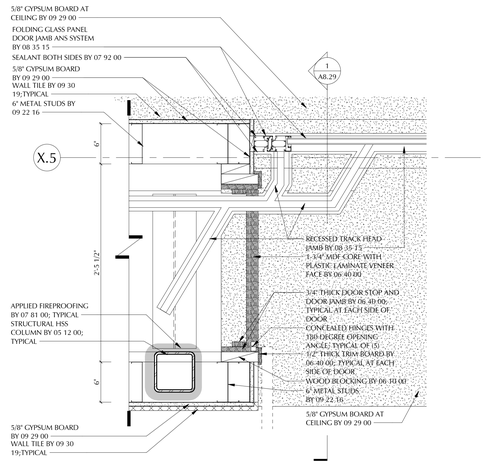

4 A8.29 Folding Glass Door Reflected Ceiling Plan
Scale: 1 1/2" = 1'-0"

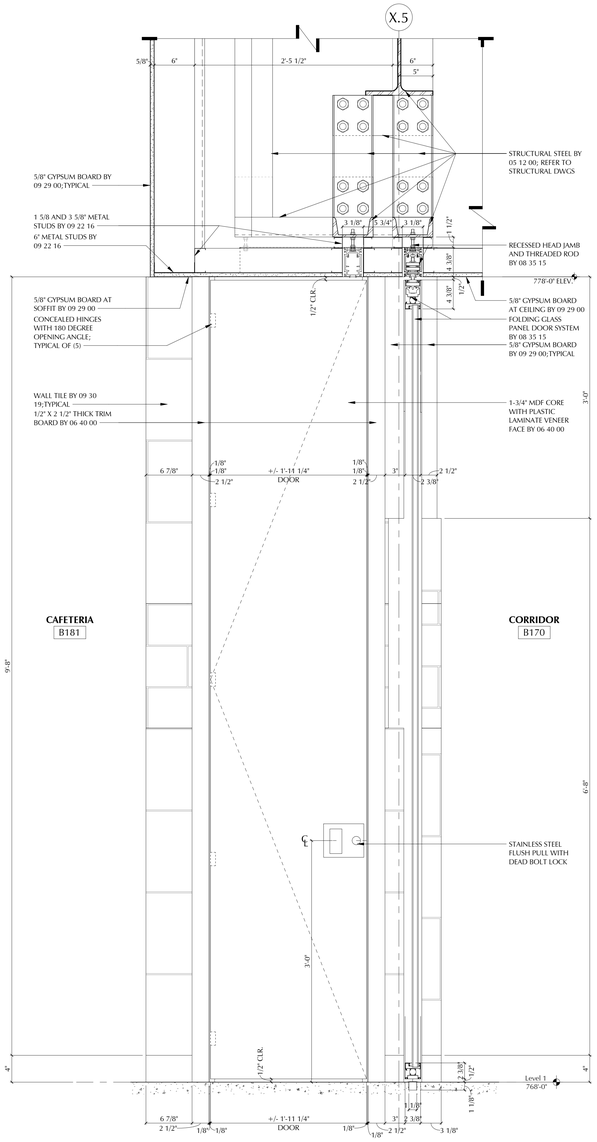

1 A8.29 Folding Glass Panel Door Head Detail
Scale: 1 1/2" = 1'-0"

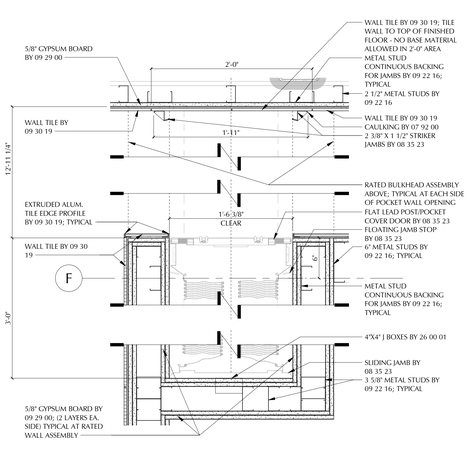

8 A8.29 Accorian Fire Door Detail - First Floor Plan - Section AB
Scale: 1 1/2" = 1'-0"

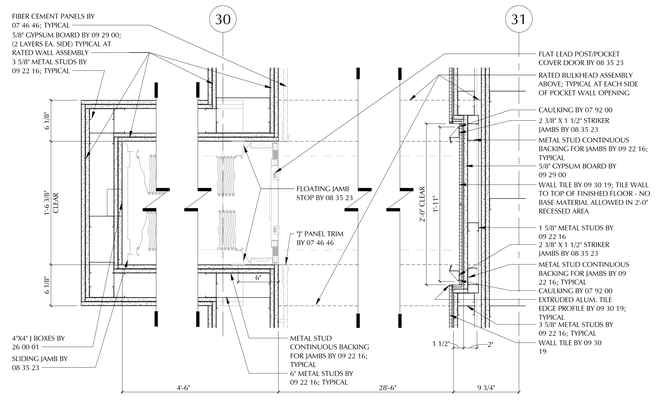

6 A8.29 Accordian Fire Door Detail - Second Floor Plan - Section B1
Scale: 1 1/2" = 1'-0"

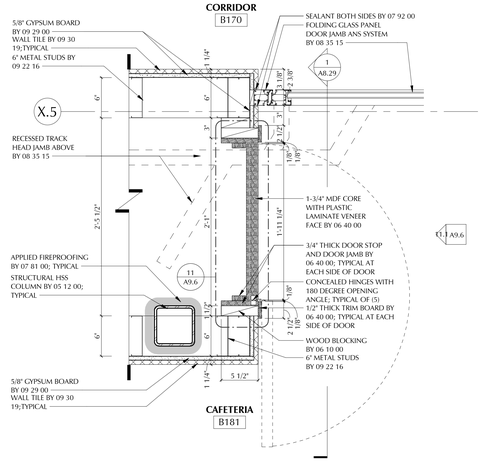

3 A8.29 Folding Glass Door Pocket Detail
Scale: 1 1/2" = 1'-0"

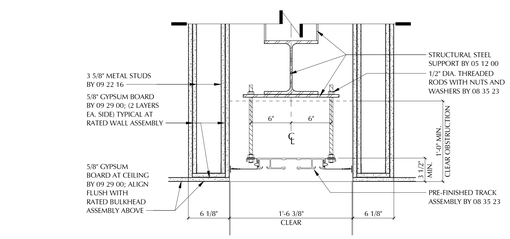

5 A8.29 Accordian Fire Door Typical Detail
Scale: 1 1/2" = 1'-0"

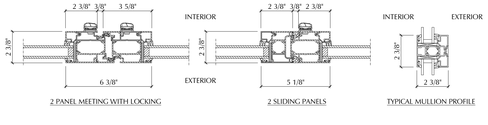

2 A8.29 Typical Folding Glass Panel Details
Scale: 3" = 1'-0"

LAMOUREUX PAGANO ASSOCIATES, ARCHITECTS
108 GROVE STREET, SUITE 300
WORCESTER, MASSACHUSETTS 01605

MEMBER OF THE AMERICAN INSTITUTE OF ARCHITECTS

CONSULTANT

OWNER

Worcester Public Schools

Worcester, MA

Project North

PROJECT

FINAL BID PACKAGE

South High Community School

170 Apricot Street, Worcester, MA 01603

TITLE

Interior Details - Specialty Doors

Key Plan

BUILDING B
BUILDING A
A
B1
B2
AB

REVISIONS

No.	Description	Date

FILE:

DWN. BY: Author | JOB NO: #1611

CKD. BY: Checker | SCALE: As indicated

DATE: January 31, 2019

A8.29

Casework Schedule Ground Floor B Building		
Room #	Room Name	Mark
B008	CLASSROOM	3
B009	CLASSROOM	3
B011	ANDY'S ATTIC	3
B011	ANDY'S ATTIC	5
B011	ANDY'S ATTIC	7
B011.1	KITCHEN	22
B012	DIST.	23
B012	DIST.	23.1
B025	INSTR	2
B027	CLIENT	6
B028	INSTR	2
B035	INSTR	2
B042	DAY CARE INFANT	21
B042	DAY CARE INFANT	19
B042	DAY CARE INFANT	19.1
B042	DAY CARE INFANT	18*
B042.2	DAYCARE KITCHEN	20.1
B042.2	DAYCARE KITCHEN	20
B043	DAY CARE TODDLER	18
B043	DAY CARE TODDLER	18.2
B043	DAY CARE TODDLER	17
B043	DAY CARE TODDLER	18.3
B043.1	TLT	18.1
B044	EARLY CHILDHOOD ED. RELATED CLASSROOM	49
B044	EARLY CHILDHOOD ED. RELATED CLASSROOM	16
B045	PRE-K	12*
B045	PRE-K	11
B045.1	PRE-K KITCHEN	49
B045.1	PRE-K KITCHEN	15
B047	PRE-K	49
B047	PRE-K	11
B047	PRE-K	12
B047.1	PRE-K TOILETS	14
B048	LIFE SKILLS PLANNING	10
B051	LIFE SKILLS	6
B051	LIFE SKILLS	49
B051	LIFE SKILLS	4
B053.2	SPED TLT.	7
B054	LIFE SKILLS	6*
B054	LIFE SKILLS	4
B054	LIFE SKILLS	49
B055	LIFE SKILLS	6
B055	LIFE SKILLS	49
B055	LIFE SKILLS	4
B057.2	SPED TLT.	7
B058	LIFE SKILLS	49
B058	LIFE SKILLS	6*
B058	LIFE SKILLS	4
B059	VOCATIONAL LEARNING CENTER	52
B059	VOCATIONAL LEARNING CENTER	5
B060	SPED TLT.	M3A
B063	ROTC DRILL	1
B063	ROTC DRILL	1
B063	ROTC DRILL	4A
B066	UNIFORM FITTING	8
B071	OT/PT	9
B076	OT/PT	9
B076	OT/PT	9

Casework Schedule First Floor A Building		
Room #	Room Name	Mark
A101	AP	51
A102	CLASSROOM	3
A102	CLASSROOM	49
A103	SPED INCLUSION	3
A103	SPED INCLUSION	49
A104	CLASSROOM	3
A106	CLASSROOM	3
A106	CLASSROOM	49
A109	CLASSROOM	3
A109	CLASSROOM	49
A111	PLANNING	13
A121	CLASSROOM	3
A121	CLASSROOM	49
A122	CLASSROOM	3
A122	CLASSROOM	49
A123	CLASSROOM	3
A123	CLASSROOM	49
A124	CLASSROOM	3
A126	CLASSROOM	3
A126	CLASSROOM	49
A127	CLASSROOM	3
A127	CLASSROOM	49
A128	CLASSROOM	3
A129	CLASSROOM	3
A129	CLASSROOM	49
A131	PLANNING	13
A135	LANGUAGE LAB	1
A135	LANGUAGE LAB	2
A141	RESOURCE/ INCLUSION	3
A141	RESOURCE/ INCLUSION	49
A142	CLASSROOM	3
A143	CLASSROOM	3
A143	CLASSROOM	49
A144	CLASSROOM	3
A144	CLASSROOM	49
A146	CLASSROOM	3
A147	CLASSROOM	3
A148	CLASSROOM	3
A149	CLASSROOM	3
A149	CLASSROOM	49
A151	PLANNING	13
A155	COMPUTER	1
A155	COMPUTER	2
A161	STEP 1	49
A161	STEP 1	46
A162	STEP CL.	3
A166	CLASSROOM	3
A170	CLASSROOM	3
A170	CLASSROOM	49
A171	CLASSROOM	3
A171	CLASSROOM	49
A172	CLASSROOM	3
A172	CLASSROOM	49
A173	PLANNING	49
A173	PLANNING	13*
A177	CLASSROOM	3

Casework Schedule Second Floor A Building		
Room #	Room Name	Mark
A201	AP	51
A201	AP	51
A202	CLASSROOM	3
A202	CLASSROOM	49
A203	SPED INCLUSION	3
A203	SPED INCLUSION	49
A204	CLASSROOM	49
A206	CLASSROOM	3
A206	CLASSROOM	49
A209	SPED RESOURCE	49
A211	PLANNING	13
A211	PLANNING	13
A215	TECHNICAL SERVICES	35
A221	CLASSROOM	3
A221	CLASSROOM	49
A222	CLASSROOM	3
A223	SPED INCLUSION	3
A223	SPED INCLUSION	49
A224	CLASSROOM	49
A226	CLASSROOM	3
A226	CLASSROOM	49
A227	CLASSROOM	3
A227	CLASSROOM	49
A228	CLASSROOM	49
A229	SPED RESOURCE	49
A231	PLANNING	13
A241	RESOURCE/ INCLUSION	3
A241	RESOURCE/ INCLUSION	49
A242	CLASSROOM	3
A242	CLASSROOM	49
A243	CLASSROOM	3
A243	CLASSROOM	49
A244	CLASSROOM	49
A246	CLASSROOM	3
A246	CLASSROOM	49
A247	CLASSROOM	3
A247	CLASSROOM	49
A249	CLASSROOM	49
A251	PLANNING	13
A255	COMPUTER	1
A255	COMPUTER	2
A261	STEP 2	46
A261	STEP 2	2
A987	GUIDANCE OFFICE	8

Casework Schedule Third Floor A Building		
Room #	Room Name	Mark
A301	AP	51
A302	CLASSROOM	3
A302	CLASSROOM	49
A303	SPED INCLUSION	3
A304	CLASSROOM	3
A304	CLASSROOM	49
A306	CLASSROOM	3
A306	CLASSROOM	49
A309	ROBOTICS	47
A309	ROBOTICS	48
A311	PLANNING	13
A315	COMPUTER	1
A315	COMPUTER	2
A321	AP	51
A322	STEP 4	33
A323	SPED INCLUSION	3
A323	SPED INCLUSION	49
A324	CLASSROOM	49
A326	CLASSROOM	3
A326	CLASSROOM	49
A327	CLASSROOM	3
A327	CLASSROOM	49
A328	CLASSROOM	49
A329	RESOURCE/ INCLUSION	49
A331	PLANNING	13
A335	PLANNING	13*
A341	RESOURCE/ INCLUSION	3
A342	CLASSROOM	3
A343	CLASSROOM	3
A343	CLASSROOM	49
A346	CLASSROOM	3
A347	CLASSROOM	3
A347	CLASSROOM	49
A348	CLASSROOM	49
A349	CLASSROOM	49
A351	PLANNING	13
A361	STEP 3	46
A362	STEP CL	3
A383	VOCATIONAL LEARNING CENTER	49
A383	VOCATIONAL LEARNING CENTER	1
A383	VOCATIONAL LEARNING CENTER	2

Casework Schedule First Floor B Building		
Room #	Room Name	Mark
B101	GEN OFFICE	1
B102	PRINCIPAL	1
B106	CONF.	54
B109	MAIL/COPY	32
B109	MAIL/COPY	3
B115	WAIT	31
B115.1	MED RM	30
B115.2	EXAM	29
B115.4	EXAM	29
B120	CORRIDOR	31*
B120.1	EXAM	29
B120.3	EXAM	29
B120.4	CLEAN SUPPLY	28
B120.4	CLEAN SUPPLY	W1
B120.4	CLEAN SUPPLY	W9
B124	SOILED	29
B127	FOOD PANTRY	26
B128	MULTI PURPOSE RM	27
B137	TRAINING	53
B153	CHORUS	24
B153	CHORUS	F5
B154	BAND	25
B154	BAND	25
B171	SECURITY OFFICE	10
B192	CAFE	4
B193	STAFF DINING	4A
B193	STAFF DINING	53
B193	STAFF DINING	53

Casework Schedule Second Floor B Building		
Room #	Room Name	Mark
B201	ART & MUSIC PLANNING	36
B202	ART	38
B202	ART	37
B202B	ART STOR	39
B204	ART	42
B204	ART	40
B204	ART	41
B204B	ART STOR	39
B206	ART	44
B206	ART	43
B206	ART	45
B206B	ART STOR	39
B280	CORRIDOR	55
B281	MEDIA CENTER	2
B284	COMPUTER	3
B285	WORK/ STORAGE	1
B286	LARGE GROUP SEMINAR	50

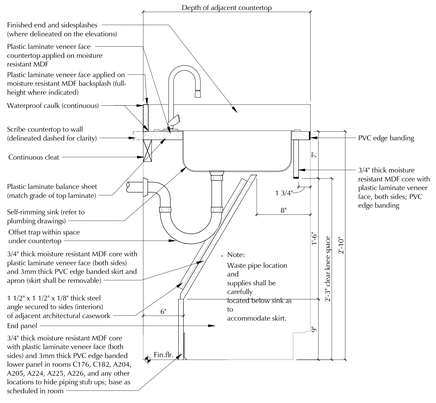

1 A9.1 Typical Accessible Sink Casework Section
Scale: 1 1/2" = 1'-0"

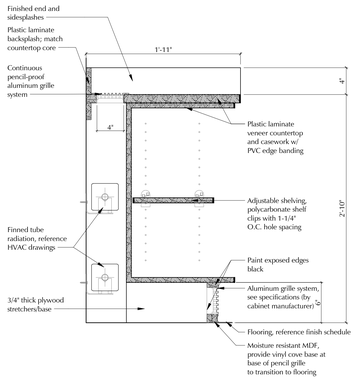

2 A9.1 Typical Base Cabinet Casework Section @ Window Wall
Scale: 1 1/2" = 1'-0"

Base Cabinets		
Comments	Description	Text Field
B	28"x34"x22"	(nominal) hinged double door base cabinet with shelf
B1	24"x30"x22"	(nominal) multiple (4) drawer base cabinet
B2	12"x34"x	(nominal) multiple (4) drawer base cabinet
B3	15"x34"x22"	(nominal) multiple (4) drawer base cabinet
B4	18"x34"x22"	(nominal) multiple (4) drawer base cabinet
B5	24"x34"x22"	(nominal) multiple (4) drawer base cabinet, 6" pencil grilles at counter and kickspace
B6	30"x34"x	(nominal) multiple (4) drawer base cabinet, 6" pencil grilles at counter and kickspace
B7	15"x36"x22"	(nominal) multiple (4) drawer base cabinet
B9	18"x34"x22"	(nominal) hinged door base cabinet with shelf, 6" pencil grilles at counter and kickspace
B10	22"x34"x22"	(nominal) hinged door base cabinet with shelf, 6" pencil grilles at counter and kickspace
B11	46"x34"x22"	(nominal) hinged door blind base cabinet with shelf
B12	46"x36"x22"	(nominal) hinged door blind base cabinet with shelf
B13	21"x36"x22"	NOT USED
B14	15"x34"x22"	(nominal) single combination door base cabinet with shelf
B15	18"x34"x22"	(nominal) single combination door base cabinet with shelf
B16	21"x34"x22"	(nominal) single combination door base cabinet with shelf
B17	24"x34"x22"	(nominal) single combination door base cabinet with shelf
B18	18"x36"x22"	(nominal) single combination door base cabinet with shelf
B19	20"x36"x22"	(nominal) single combination door base cabinet with shelf
B20	23"x36"x22"	(nominal) single combination door base cabinet with shelf
B21	24"x32"x34"	(nominal) open faced base cabinet with adjustable shelf, 6" pencil grilles at counter and kickspace
B22	25"x32"x34"	(nominal) open faced base cabinet with adjustable shelf, 6" pencil grilles at counter and kickspace
B23	30"x32"x34"	(nominal) open faced base cabinet with adjustable shelf, 6" pencil grilles at counter and kickspace
B24	36"x32"x34"	(nominal) open faced base cabinet with adjustable shelf, 6" pencil grilles at counter and kickspace
B25	36"x36"x22"	(nominal) open faced base cabinet with adjustable shelf
B26	42"x36"x22"	(nominal) open faced base cabinet with adjustable shelf
B27	36"x34"x22"	NOT USED
B29	36"x34"x22"	(nominal) hinged double door base cabinet with shelf, 6" pencil grilles at counter and kickspace
B30	36"x34"x22"	(nominal) combination door base cabinet with shelf, 6" pencil grilles at counter and kickspace
B31	42"x34"x22"	(nominal) combination door base cabinet with shelf
B32	36"x36"x22"	(nominal) combination door base cabinet with shelf
B33	36"x30"x22"	(nominal) combination double door base cabinet with adjustable shelf
B34	30"x34"x22"	(nominal) combination double door base cabinet with adjustable shelf
B35	33"x34"x22"	(nominal) combination double door base cabinet with adjustable shelf
B36	36"x34"x22"	(nominal) combination double door base cabinet with adjustable shelf
B37	30"x36"x22"	(nominal) combination double door base cabinet with adjustable shelf
B38	36"x36"x22"	(nominal) combination double door base cabinet with adjustable shelf
B39	24"x34"x22"	(nominal) single combination door base cabinet with shelf

Sink Base Cabinets		
Comments	Description	Text Field
S		(nominal) sink hinged door base cabinet with (1) shelf
S1	36"x30"	(nominal) ADA-compliant accessible sink base cabinet with knee space and sink
S2	30"x34"	(nominal) ADA-compliant accessible sink base cabinet with knee space and sink
S3	33"x34"	(nominal) ADA-compliant accessible sink base cabinet with knee space and sink
S4	36"x34"	(nominal) ADA-compliant accessible sink base cabinet with knee space and sink
S5	36"x36"	(nominal) ADA-compliant accessible sink base cabinet with knee space and sink
S6	30"x36"	(nominal) sink base cabinet with flush overlay panel, hinged doors and sink
S7	30"x36"	(nominal) sink base cabinet with flush overlay panel, hinged doors and sink
S9	36"x34"	(nominal) sink combination door base cabinet with (1) shelf
S11	36"x36"	
S12	36"x36"	(nominal) sink combination door base cabinet with (1) shelf

Wall Cabinets		
Comments	Description	Text Field
W1	15"x30"	(nominal) hinged solid door wall case with (1) adjustable shelf
W2	18"x30"	(nominal) hinged solid door wall case with (1) adjustable shelf
W3	20"X30"	(nominal) hinged solid door wall case with (1) adjustable shelf
W4	21"x30"	(nominal) hinged solid door wall case with (1) adjustable shelf
W5	23"x30"	(nominal) hinged solid door wall case with (1) adjustable shelf
W6	24"x30"	(nominal) hinged solid door wall case with (1) adjustable shelf
W7	24"x30	(nominal) hinged solid door wall case with (1) adjustable shelf
W8	28"x30"	(nominal) open wall case with (1) adjustable shelf
W9		
W10	33"x30"	(nominal) hinged solid door wall case with (1) adjustable shelf
W11	36"x30"	
W12	39"x30"	(nominal) hinged solid door wall case with (1) adjustable shelf
W13	42"x30"	(nominal) hinged solid door wall case with (1) adjustable shelf
W14	44"x30"	(nominal) hinged solid door wall case with (1) adjustable shelf
W15	30"x16"	(nominal) over sink wall case hinged solid doors with (1) adjustable shelf
W16	30"x18"	
W17	30"x20.5"	(nominal) over sink wall case hinged solid doors with (1) adjustable shelf
W18	36"x16"	(nominal) over sink wall case hinged solid doors with (1) adjustable shelf
W19	33"x20"	(nominal) over sink wall case hinged solid doors with (1) adjustable shelf
W20	36"x18"	(nominal) over sink wall case hinged solid doors with (1) adjustable shelf
W21	36"x24"	(nominal) open wall cubby storage 2x3 units

Full Height Cabinets		
Comments	Description	Text Field
F1	84"x29"x36"	(nominal) hinged solid door tall case with (3) adjustable shelves and one fixed shelf
F2	84"x29"x48"	(nominal) hinged solid door tall case with (3) adjustable shelves and one fixed shelf
F3	84"x29"x36"	(nominal) hinged solid door tall case with (5) adjustable shelves and one fixed shelf
F4	84"x29"x42"	(nominal) hinged solid door tall case with (3) adjustable shelves and one fixed shelf on one side, other side with fixed shelf and pull-out garment hanger bracket
F5	84"x29"x48"	(nominal) hinged solid door tall case with (3) adjustable shelves and one fixed shelf on one side, other side with fixed shelf and pull-out garment hanger bracket
F6	84"x29"x36"	(nominal) hinged solid door tall case with (2) adjustable shelves and one fixed center shelf and (6) sliding shelves
F7	84"x24"x36"	(nominal) open tall case with (6) storage cubbies
F8	84"x24"x48"	(nominal) open tall case with (20) open storage cubbies
F9	84"x29"x48"	(nominal) hinged solid door tall case with (24) sliding plastic storage trays
F10	84"x29"x48"	(nominal) hinged solid door tall case with fixed shelf and pull-out garment hanger bracket

GENERAL CASEWORK NOTES

1. All casework dimensions shall be field verified prior to the fabrication and installation of any casework. Any variations in dimensioning shall be clearly identified and indicated on the shop drawing submittals.
2. All fillers shall be provided as required for a complete installation (note: required fillers are not necessarily indicated on the drawings). Fillers greater than 3" in width shall be approved by the Architect prior to fabrication and installation.
3. All intersections and connections to walls, soffits, and other cabinets shall be neatly scribed and caulked.
4. All full-height casework cabinets (84" high) shall be furnished and installed with overhead doortops on both doors.
5. Locks shall be furnished above door/drawer pulls on base units and below door pulls on upper cabinets, at all casework. Refer to specifications for keying requirements.
6. All typical casework shall be furnished with plastic laminate countertops and backsplashes, unless noted otherwise on the casework drawings or in the casework specifications.
7. All casework countertops abutting walls and tall casework shall be furnished with a 4" high modified backsplash and returns, unless noted otherwise on the casework drawings.
8. Exposed sides and backs of all casework shall be finished panels.
9. Provide a minimum 1" filler panel where casework abuts adjacent partitions for scribing.
10. Reference floor plans for pipe chase locations and overall depth of countertops.
11. At stand-alone finished end panels, use (2) layers 3/4" MDF with full width (1 1/2") PVC edge banding and scheduled base.
12. Typical toe kick height shall be 4" unless noted otherwise; refer to casework elevations for further information. Adjust door/drawer height to accommodate different toe kick height.
13. Unless noted otherwise, the drawers in drawer base cabinets shall be equal in height.
14. Contractor shall coordinate appliances with required dimensions and shall be indicated on casework shop drawings.
15. Where an accessible sink abuts a partition, provide a 1" thick end panel against the partition. If a wall cabinet is scheduled to be installed above accessible sink, provide a minimum 1" filler panel at wall cabinet to align with end panel below.

LAMOUREUX PAGANO ASSOCIATES, ARCHITECTS
108 GROVE STREET, SUITE 300
WORCESTER, MASSACHUSETTS 01605

MEMBER OF
THE AMERICAN INSTITUTE OF ARCHITECTS

CONSULTANT

OWNER

Worcester Public Schools

Worcester, MA

Project North

PROJECT

FINAL BID PACKAGE

South High Community School

170 Apricot Street, Worcester, MA 01603

TITLE

Casework Schedules

Key Plan

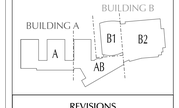

REVISIONS

No.	Description	Date

FILE:

DWN. BY: Author
JOB NO: #1611
CKD. BY: Checker
SCALE: 1 1/2" = 1'-0"
DATE: January 31, 2019

A9.1

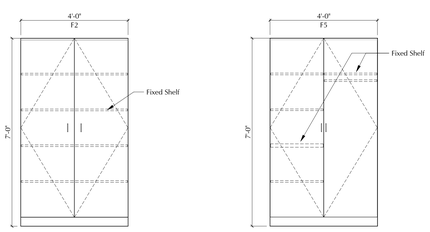

CW 1 — CW1- Tall Storage Cabinet
Scale: 1/2" = 1'-0"

CW 2 — CW2- Teacher Wardrobe Cabinet
Scale: 1/2" = 1'-0"

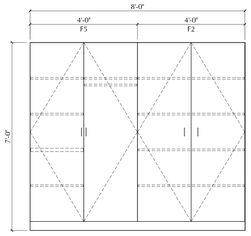

CW 3 — CW3- Typical Classroom Storage Casework
Scale: 1/2" = 1'-0"

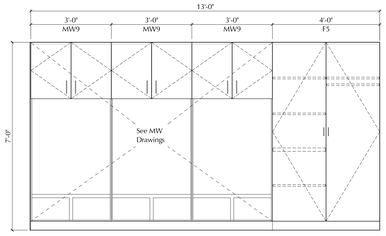

CW 4 — CW4- Cubbies with Teacher Wardrobe Cabinet
Scale: 1/2" = 1'-0"

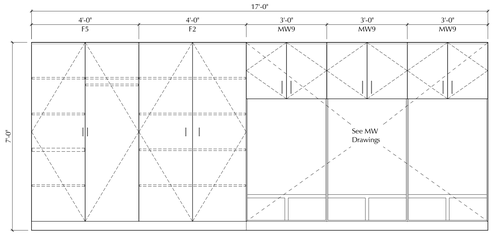

CW 5 — CW5- Cubbies with Tall Storage
Scale: 1/2" = 1'-0"

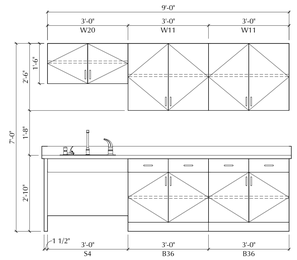

CW 6 — CW6- Life Skills Casework
Scale: 1/2" = 1'-0"
6" Opposite hand

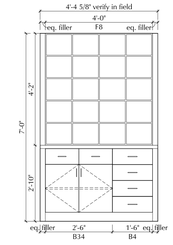

CW 7 — CW7- Life Skills Toilet Casework
Scale: 1/2" = 1'-0"

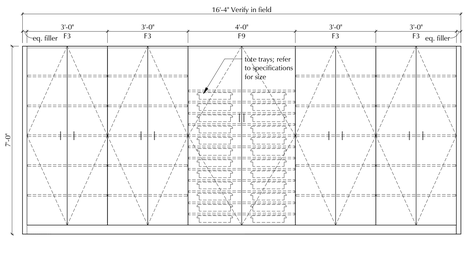

CW 8 — CW8- Uniform Fitting B066 Tall Storage
Scale: 1/2" = 1'-0"

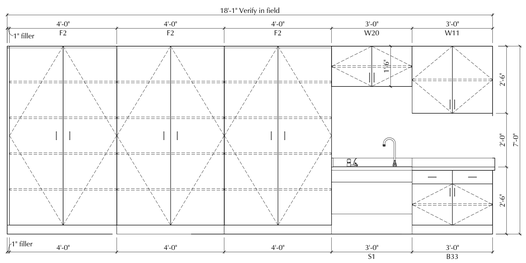

CW 9 — CW9- Accessible Sink and Storage
Scale: 1/2" = 1'-0"

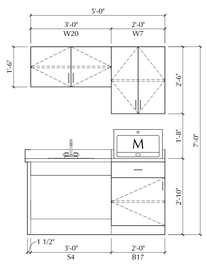

CW 10 — CW10- Accessible Sink and Storage
Scale: 1/2" = 1'-0"

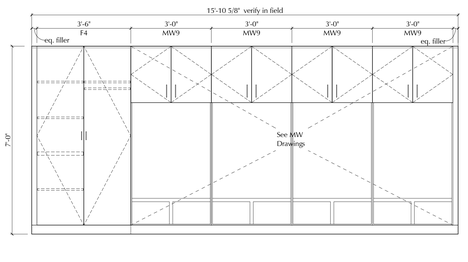

CW 11 — CW11- Cubbies with Teacher Wardrobe Cabinet
Scale: 1/2" = 1'-0"

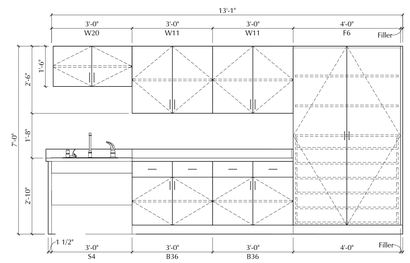

CW 12 — CW12- Accessible Sink with (Paper) Storage
Scale: 1/2" = 1'-0"
12" Opposite hand

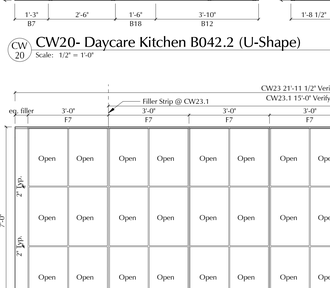

CW 13 — CW13- Planning Casework
Scale: 1/2" = 1'-0"
13* Opposite hand

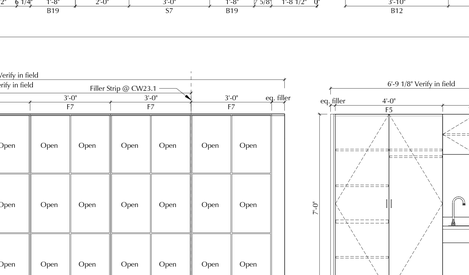

CW 14 — CW14- Accessible Sink with Storage and Upper Cubbies
Scale: 1/2" = 1'-0"

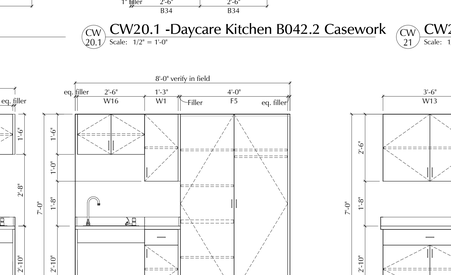

CW 15 — CW15- Pre-K Kitchen B045.1
Scale: 1/2" = 1'-0"

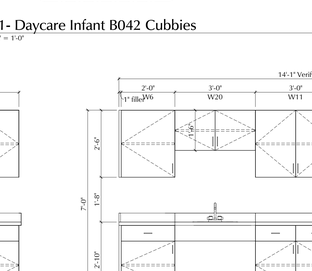

CW 16 — CW16- B044 Tall Cabinets
Scale: 1/2" = 1'-0"

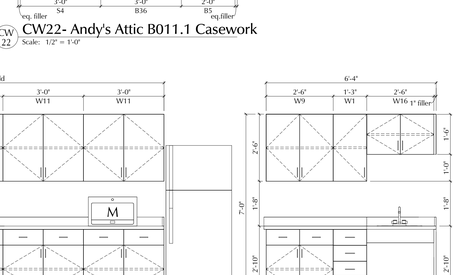

CW 16 — CW16- B044 Tall Cabinets
Scale: 1/2" = 1'-0"

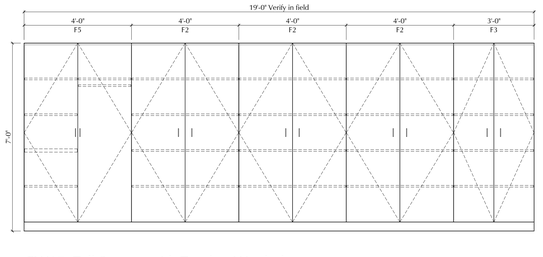

CW 17 — CW17- Tall Storage with Teacher Wardrobe
Scale: 1/2" = 1'-0"

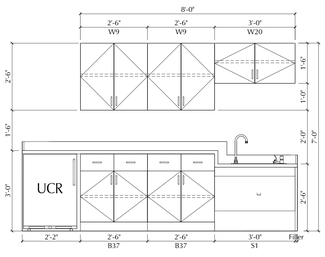

CW 18 — CW18- Daycare Toddler B043 Casework
Scale: 1/2" = 1'-0"
18* Opposite hand

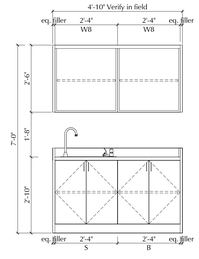

CW 18.1 — CW18.1 - Daycare Toddler B043
Scale: 1/2" = 1'-0"

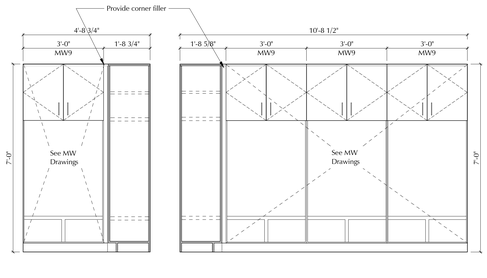

CW 18.2 — CW18.2 - Daycare Toddler B043 Student Cubbies (L-Shape)
Scale: 1/2" = 1'-0"

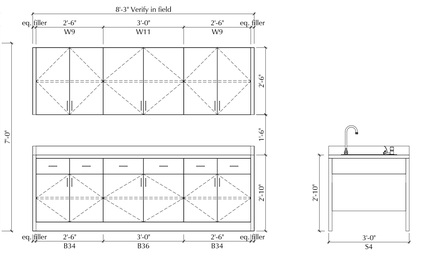

CW 19 — CW19 - Daycare Infant B042 Casework
Scale: 1/2" = 1'-0"

CW 19.1 — CW19.1 - Daycare infant B042 Changing Station
Scale: 1/2" = 1'-0"

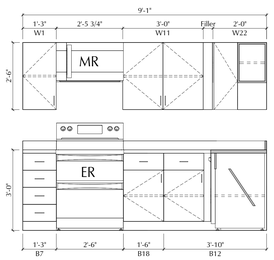

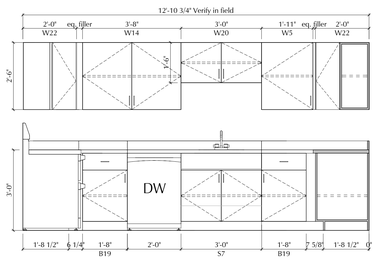

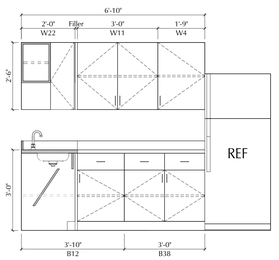

CW 20 — CW20- Daycare Kitchen B042.2 (U-Shape)
Scale: 1/2" = 1'-0"

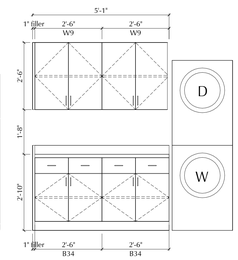

CW 20.1 — CW20.1 -Daycare Kitchen B042.2 Casework
Scale: 1/2" = 1'-0"

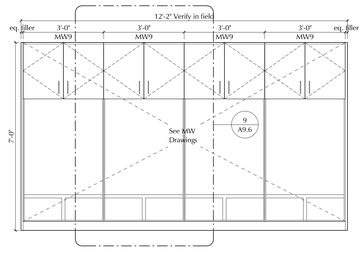

CW 21 — CW21- Daycare Infant B042 Cubbies
Scale: 1/2" = 1'-0"

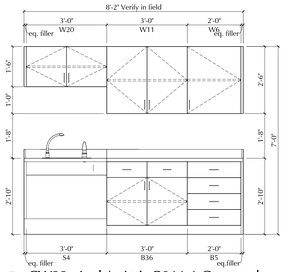

CW 22 — CW22- Andy's Attic B011.1 Casework
Scale: 1/2" = 1'-0"

CW 23 / CW 23.1 — CW23- Distribution B012 Open Cubbies
Scale: 1/2" = 1'-0"

CW 24 — CW24- Chorus B153 Casework
Scale: 1/2" = 1'-0"

CW 25 — CW25- Band B154 Casework
Scale: 1/2" = 1'-0"

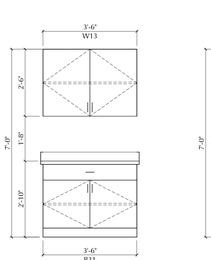

CW 26 — CW26- Food Pantry B127 Casework
Scale: 1/2" = 1'-0"

CW 27 — CW27- Multi-Purpose Rm 128
Scale: 1/2" = 1'-0"

CW 28 — CW28- Clean Work B120.4
Scale: 1/2" = 1'-0"

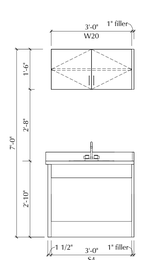

CW 29 — CW29- Accessible Exam Sink
Scale: 1/2" = 1'-0"

LAMOUREUX PAGANO ASSOCIATES, ARCHITECTS
108 GROVE STREET, SUITE 300
WORCESTER, MASSACHUSETTS 01605

MEMBER OF
THE AMERICAN INSTITUTE OF ARCHITECTS

CONSULTANT

OWNER

Worcester Public Schools

Worcester, MA

Project North

PROJECT

FINAL BID PACKAGE

South High Community School

170 Apricot Street, Worcester, MA 01603

TITLE

Casework Elevations

Key Plan



REVISIONS

No.	Description	Date

FILE:

DWN. BY: Author | JOB NO: #1611

CKD. BY: Checker | SCALE: 1/2" = 1'-0"

DATE: January 31, 2019

A9.2

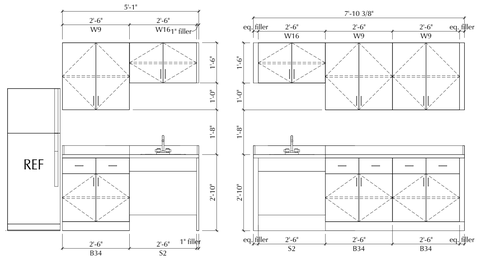

CW 30 CW30- MED RM B115.1 Casework
Scale: 1/2" = 1'-0"

CW 31 CW31- Wait B115
Scale: 1/2" = 1'-0"
31" Opposite hand

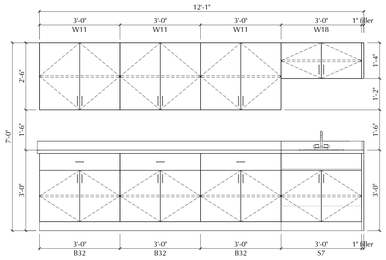

CW 32 CW32- Mail/Copy B109 Casework
Scale: 1/2" = 1'-0"

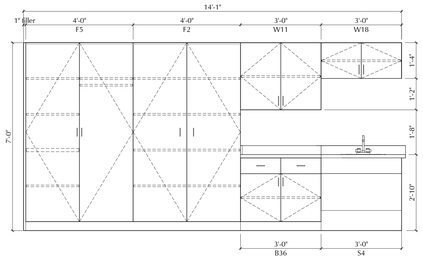

CW 33 CW33 - A322 Casework
Scale: 1/2" = 1'-0"

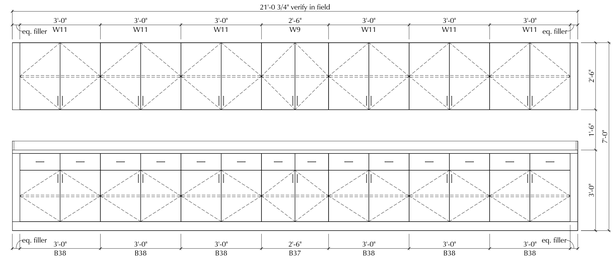

CW 34 CW34- Science Common A235
Scale: 1/2" = 1'-0"

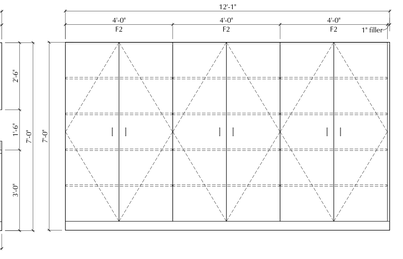

CW 35 CW35- Technical Services A215
Scale: 1/2" = 1'-0"

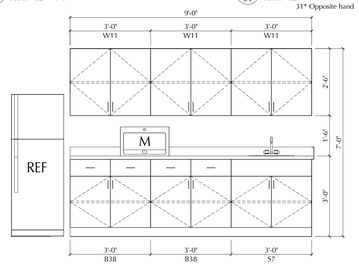

CW 36 CW36- Art & Music Planning B201
Scale: 1/2" = 1'-0"

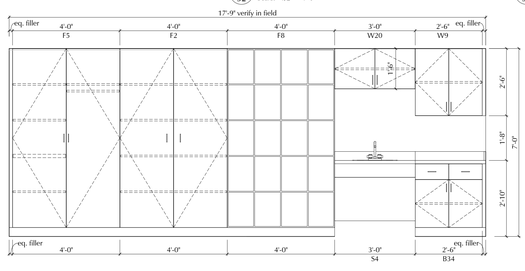

CW 37 CW37- Art B202 Accessible Sink & Storage
Scale: 1/2" = 1'-0"

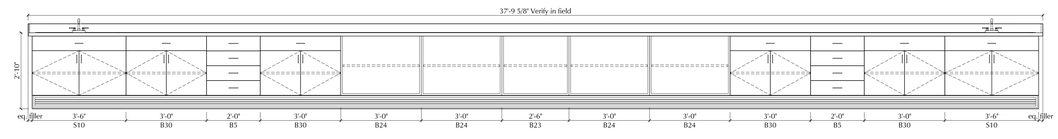

CW 38 CW38- Art Room B202 Sink and Base Cabinets
Scale: 1/2" = 1'-0"

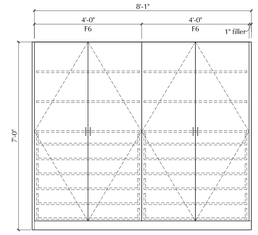

CW 39 CW39- Art Storage B202B Tall Storage Casework
Scale: 1/2" = 1'-0"

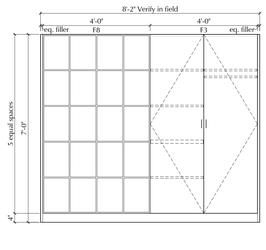

CW 40 CW40- Art B204 Storage
Scale: 1/2" = 1'-0"

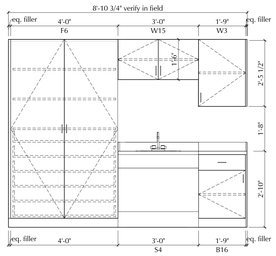

CW 41 CW41- Art B204 Accessible Sink & Storage
Scale: 1/2" = 1'-0"

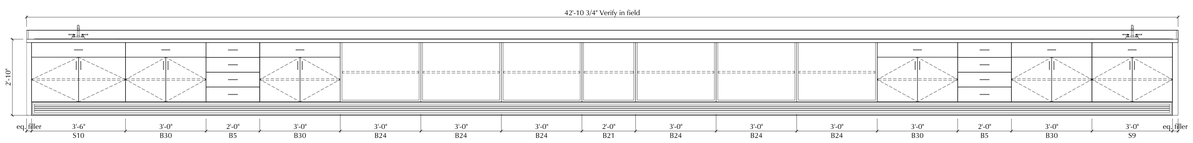

CW 42 CW42- Art Room B204 Sink and Base Cabinets
Scale: 1/2" = 1'-0"

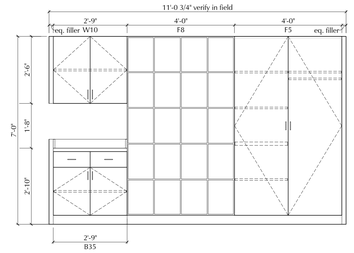

CW 43 CW43- Art B206 Storage
Scale: 1/2" = 1'-0"

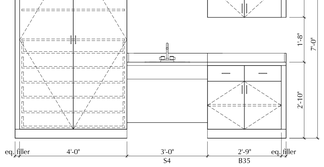

CW 44 CW44- Art B206 Accessible Sink & Storage
Scale: 1/2" = 1'-0"

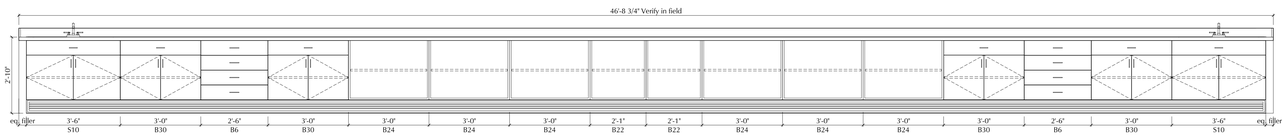

CW 45 CW45- Art Room B206 Sink and Base Cabinets
Scale: 1/2" = 1'-0"

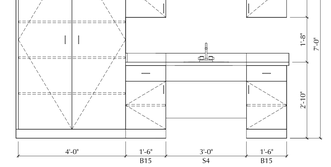

CW 46 CW46- Accessible Sink and Storage Casework
Scale: 1/2" = 1'-0"

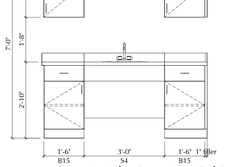

CW 47 CW47- Robotics A309 Cabinets and Accessible Sink
Scale: 1/2" = 1'-0"

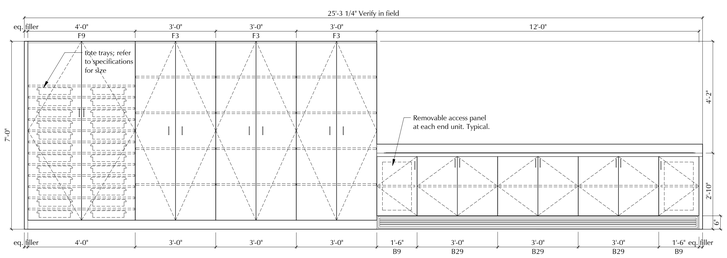

CW 48 CW48- Robotics A309 Tall Storage & Under Window Cabinets
Scale: 1/2" = 1'-0"

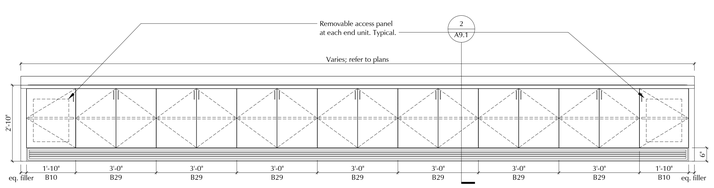

CW 49 CW49- Typical Classroom Under-window Cabinets
Scale: 1/2" = 1'-0"

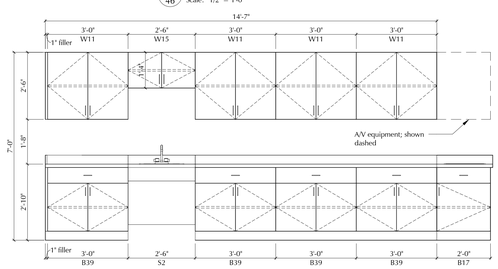

CW 50 CW50- Large Group Seminar B286
Scale: 1/2" = 1'-0"

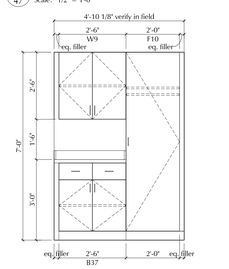

CW 51 CW51- Assistant Principal
Scale: 1/2" = 1'-0"

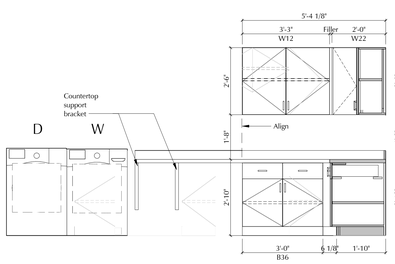

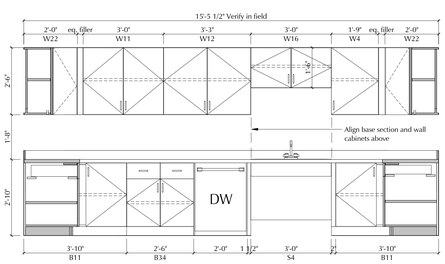

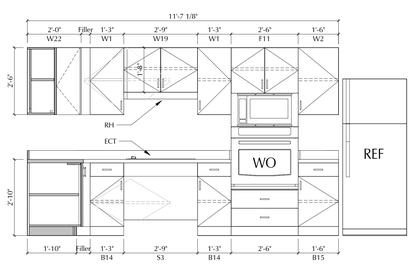

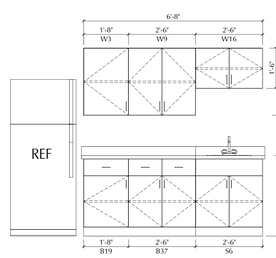

CW 52 CW52- Vocational Learning Center B059 (U-Shape)
Scale: 1/2" = 1'-0"

CW 53 CW53- Staff Dining B193
Scale: 1/2" = 1'-0"

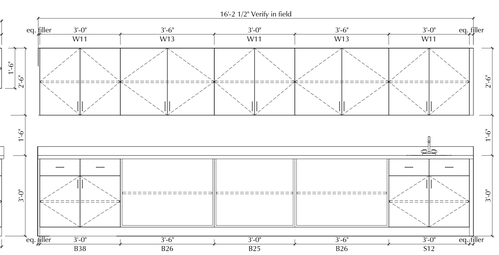

CW 54 CW54 - Conference Room B106
Scale: 1/2" = 1'-0"

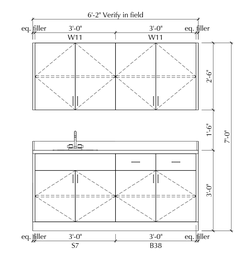

CW 55 CW55 - Corridor B280
Scale: 1/2" = 1'-0"

LAMOUREUX PAGANO ASSOCIATES, ARCHITECTS
108 GROVE STREET, SUITE 300
WORCESTER, MASSACHUSETTS 01605

MEMBER OF
THE AMERICAN INSTITUTE OF ARCHITECTS

CONSULTANT

OWNER

Worcester Public Schools

Worcester, MA

Project North

PROJECT

FINAL BID PACKAGE

South High Community School

170 Apricot Street, Worcester, MA 01603

TITLE

Casework Elevations

Key Plan



REVISIONS

No.	Description	Date

FILE:

DWN. BY: Author | JOB NO: #1611

CKD. BY: Checker | SCALE: 1/2" = 1'-0"

DATE: January 31, 2019

A9.3

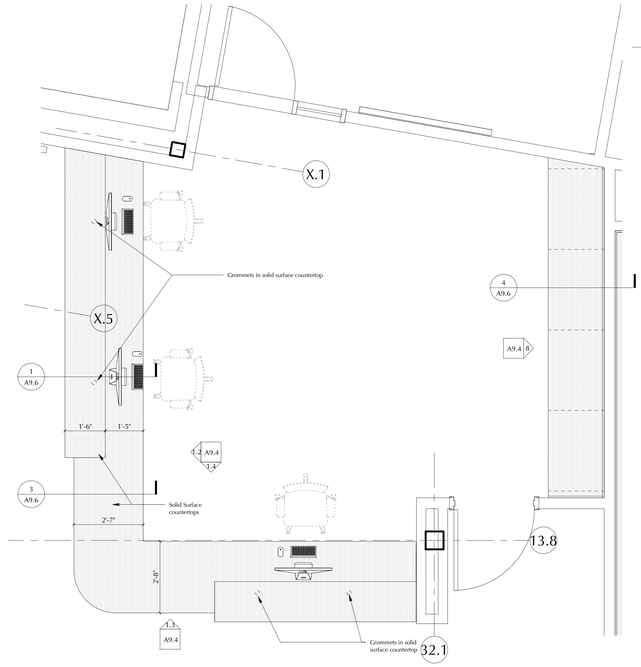

MW 1 MW-1 Enlarged Millwork Plan at General Office B101
Scale: 1/2" = 1'-0"

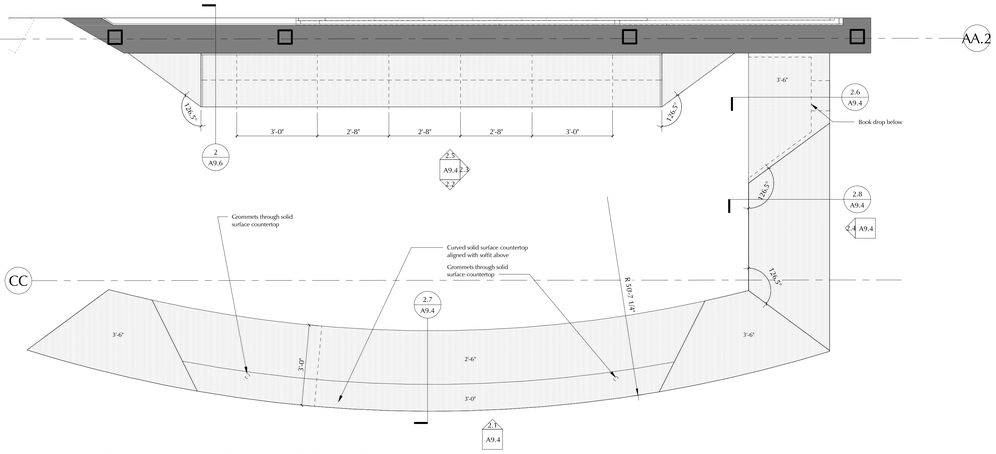

MW 2 MW-2 Enlarged Millwork Plan at Media Center B281
Scale: 1/2" = 1'-0"

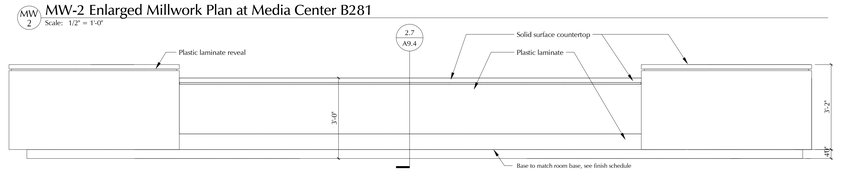

MW 2.1 MW-2 Media Center Front Elevation
Scale: 1/2" = 1'-0"

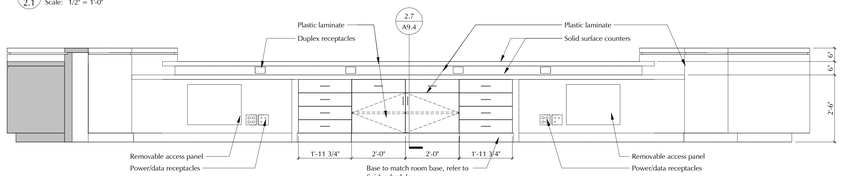

MW 2.2 MW-2 Media Center Back Elevation
Scale: 1/2" = 1'-0"

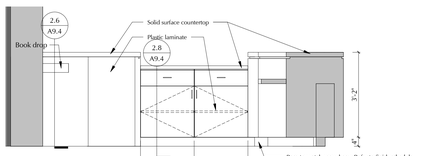

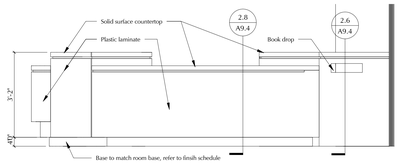

MW 2.3 MW-2 Media Center Inside Elevation
Scale: 1/2" = 1'-0"

MW 2.4 MW-2 Media Center Side Elevation
Scale: 1/2" = 1'-0"

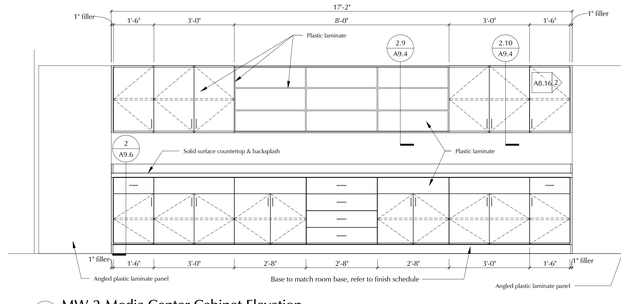

MW 2.5 MW-2 Media Center Cabinet Elevation
Scale: 1/2" = 1'-0"

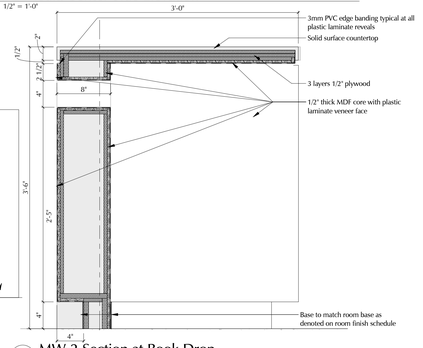

2.6 A9.4 MW-2 Section at Book Drop
Scale: 1 1/2" = 1'-0"

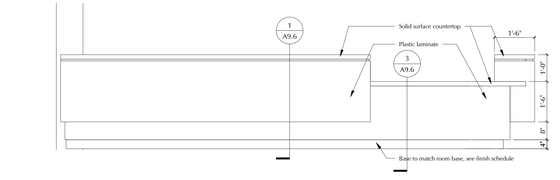

MW 1.1 MW-1 General Office Reception Desk Front Elevation
Scale: 1/2" = 1'-0"

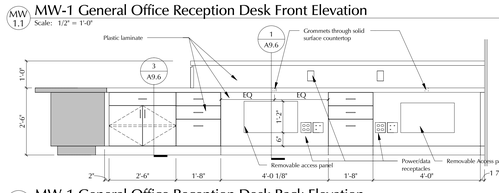

MW 1.2 MW-1 General Office Reception Desk Back Elevation
Scale: 1/2" = 1'-0"

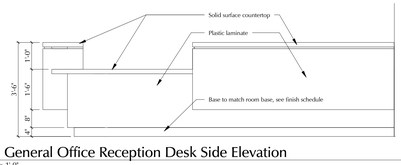

MW 1.3 MW-1 General Office Reception Desk Side Elevation
Scale: 1/2" = 1'-0"

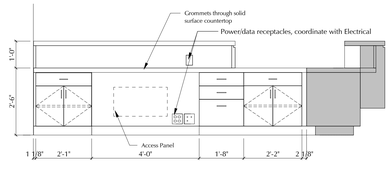

MW 1.4 MW-1 General Office Reception Desk Back Side Elevation
Scale: 1/2" = 1'-0"

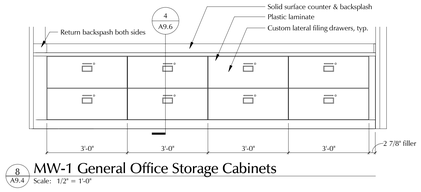

8 A9.4 MW-1 General Office Storage Cabinets
Scale: 1/2" = 1'-0"

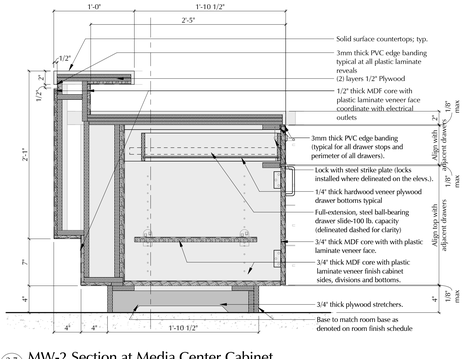

2.7 A9.4 MW-2 Section at Media Center Cabinet
Scale: 1 1/2" = 1'-0"

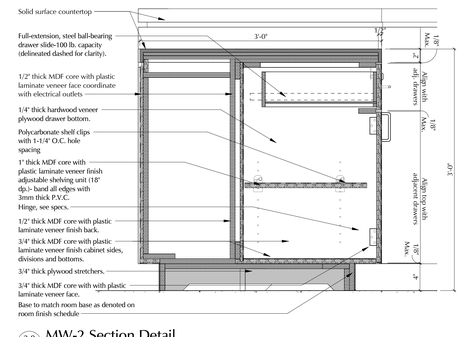

2.8 A9.4 MW-2 Section Detail
Scale: 1 1/2" = 1'-0"

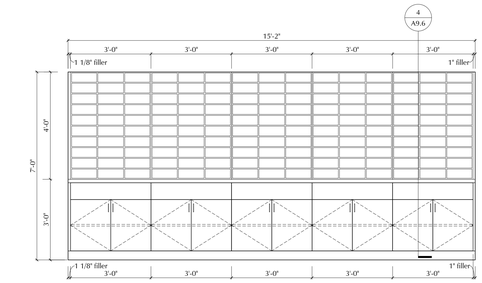

MW 3 MW-3 Mail Room Front Elevation
Scale: 1/2" = 1'-0"

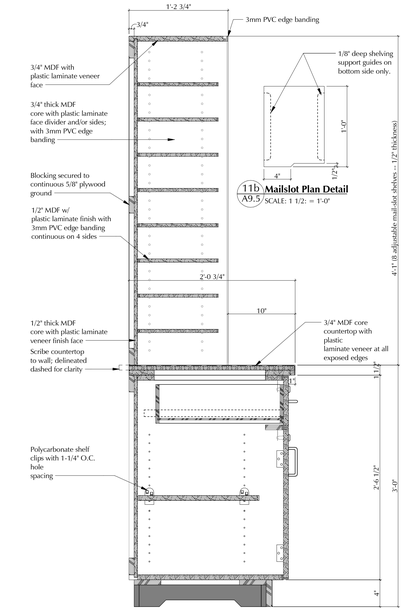

MW 3.1 MW-3 Mail Slot Section Detail
Scale: 1 1/2" = 1'-0"

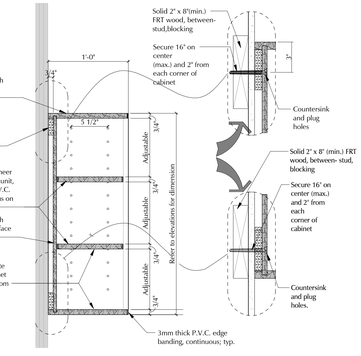

2.9 A9.4 Upper Open Cabinet Millwork Section
Scale: 1 1/2" = 1'-0"

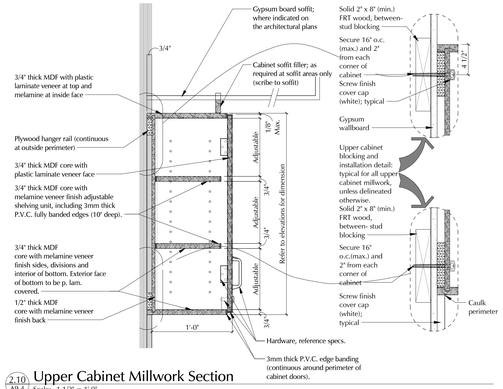

2.10 A9.4 Upper Cabinet Millwork Section
Scale: 1 1/2" = 1'-0"

LAMOUREUX PAGANO ASSOCIATES. ARCHITECTS
108 GROVE STREET, SUITE 300
WORCESTER, MASSACHUSETTS 01605

MEMBER OF
THE AMERICAN INSTITUTE OF ARCHITECTS

CONSULTANT

OWNER

Worcester Public Schools

Worcester, MA

Project North

PROJECT

FINAL BID PACKAGE

South High Community School

170 Apricot Street, Worcester, MA 01603

TITLE

Millwork Enlarged Plans and Elevations

Key Plan

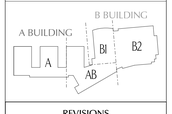

REVISIONS

No.	Description	Date

FILE:

DWN. BY:	Author	JOB NO:	#1611
CKD. BY:	Checker	SCALE:	As indicated
DATE:	January 31, 2019		

A9.4

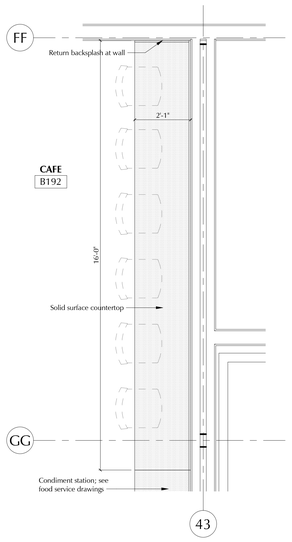

MW 4 MW-4 Cafe Countertop
Scale: 1/2" = 1'-0"

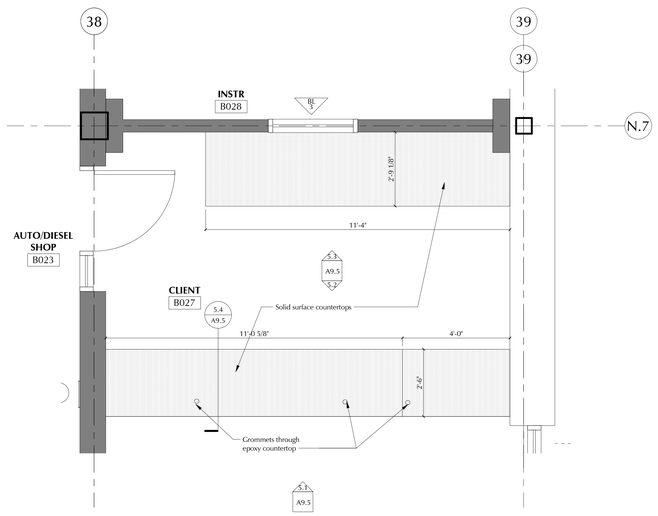

MW 5 MW-5 Enlarged Millwork Plan at Client B027
Scale: 1/2" = 1'-0"

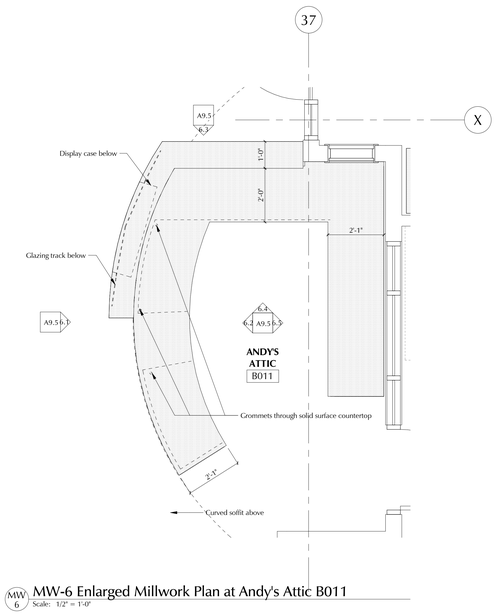

MW 6 MW-6 Enlarged Millwork Plan at Andy's Attic B011
Scale: 1/2" = 1'-0"

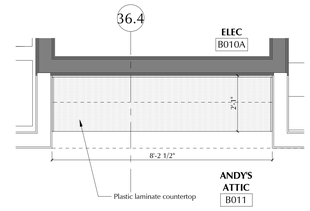

MW 1 MW-7 Andy's Attic Counter & Shelving
Scale: 1/2" = 1'-0"

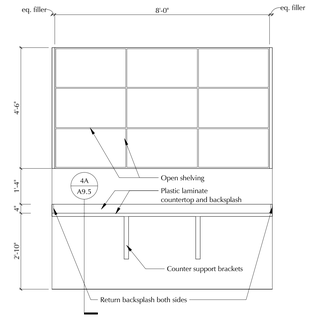

MW 7.1 MW-7 Andy's Attic Counter w/ Shelving Above
Scale: 1/2" = 1'-0"

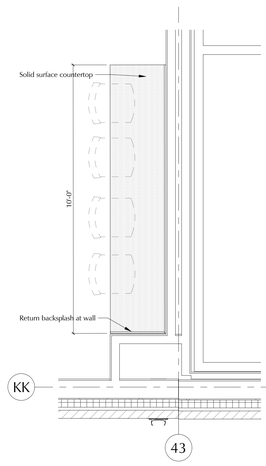

4.1 A9.5 MW-4 Staff Dining Countertop
Scale: 1/2" = 1'-0"

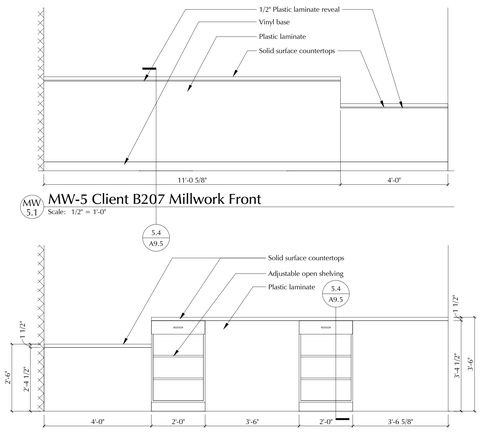

MW 5.1 MW-5 Client B207 Millwork Front
Scale: 1/2" = 1'-0"

MW 5.2 MW-5 Client B207 Millwork Back
Scale: 1/2" = 1'-0"

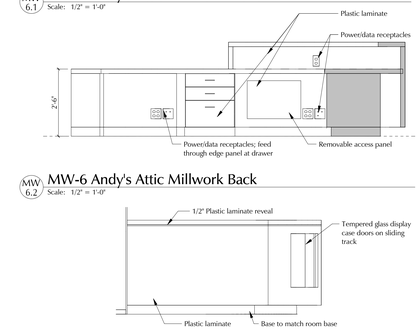

MW 6.1 MW-6 Andy's Attic Millwork Front
Scale: 1/2" = 1'-0"

MW 6.2 MW-6 Andy's Attic Millwork Back
Scale: 1/2" = 1'-0"

MW 6.3 MW-6 Andy's Attic Millwork Side
Scale: 1/2" = 1'-0"

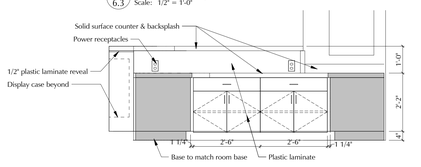

MW 6.4 MW-6 Andy's Attic Millwork Inside Side
Scale: 1/2" = 1'-0"

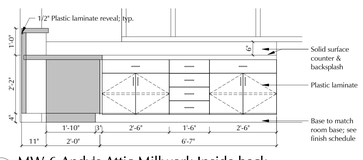

MW 6.5 MW-6 Andy's Attic Millwork Inside back
Scale: 1/2" = 1'-0"

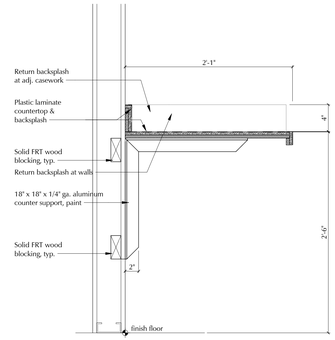

4A A9.5 MW-4A PLAM Countertop Section
Scale: 1 1/2" = 1'-0"

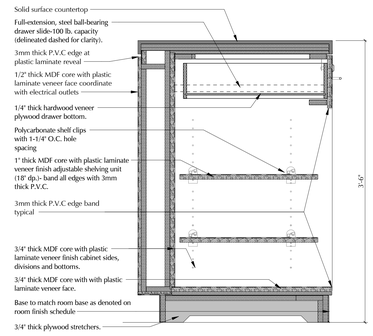

5.4 A9.5 Auto Diesel Millwork Section
Scale: 1 1/2" = 1'-0"

MW 4.2 MW-4 Staff Dining B193 Front Elevation
Scale: 1/2" = 1'-0"

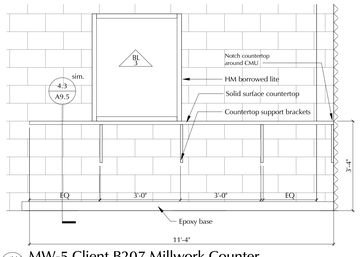

MW 5.3 MW-5 Client B207 Millwork Counter
Scale: 1/2" = 1'-0"

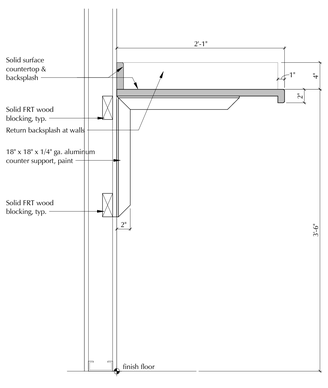

4.3 A9.5 MW-4 Countertop Section
Scale: 1 1/2" = 1'-0"

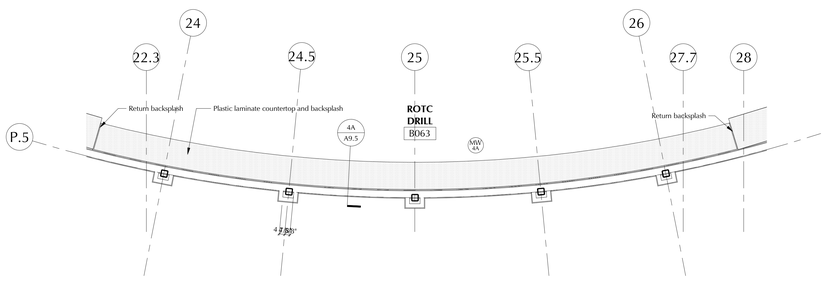

4.4 A9.5 MW-4A ROTC B063 Millwork Counter
Scale: 1/4" = 1'-0"

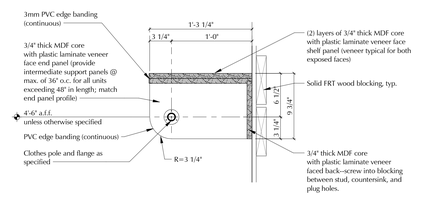

MW 11 Coat Pole and Single Shelf Section
Scale: 1 1/2" = 1'-0"

LAMOUREUX PAGANO
ASSOCIATES, ARCHITECTS
108 GROVE STREET, SUITE 300
WORCESTER, MASSACHUSETTS 01605

MEMBER OF
THE AMERICAN INSTITUTE OF ARCHITECTS

CONSULTANT

OWNER

Worcester Public Schools

Worcester, MA

Project North

PROJECT

FINAL BID PACKAGE

South High Community School

170 Apricot Street, Worcester, MA 01603

TITLE

Millwork Enlarged Plans and Elevations

Key Plan

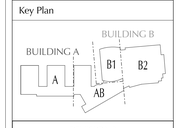

REVISIONS

No.	Description	Date

FILE:

DWN. BY: Author | JOB NO: #1611

CKD. BY: Checker | SCALE: As indicated

DATE: January 31, 2019

A9.5

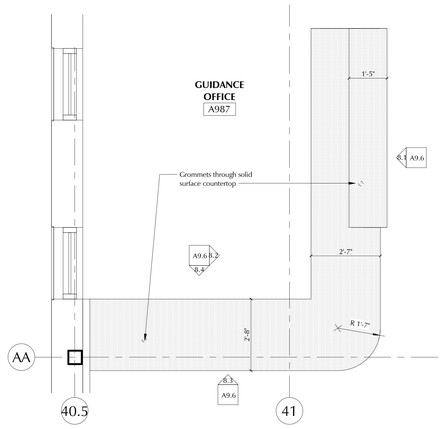

MW 8 MW-8 Guidance B296 Millwork
Scale: 1/2" = 1'-0"

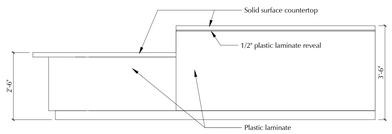

MW 8.1 MW-8 Guidance B296 Millwork Front
Scale: 1/2" = 1'-0"

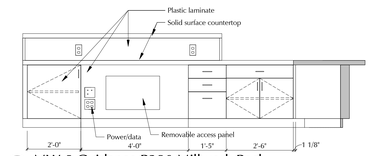

MW 8.2 MW-8 Guidance B296 Millwork Back
Scale: 1/2" = 1'-0"



MW 8.3 MW-8 Guidance B296 Millwork Side
Scale: 1/2" = 1'-0"

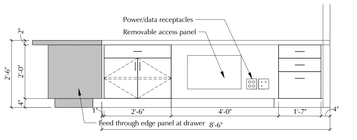

MW 8.4 MW-8 Guidance B296 Millwork Side 2
Scale: 1/2" = 1'-0"

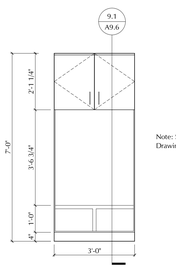

MW 9 MW-9 Cubbies
Scale: 1/2" = 1'-0"

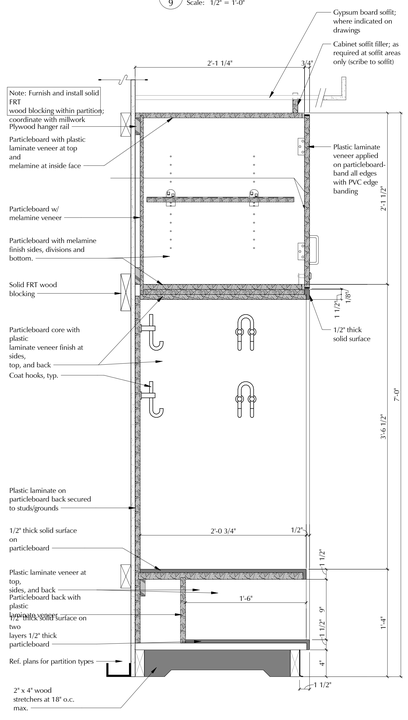

MW 9.1 MW-9 "Cubbies" Millwork Section
Scale: 1/2" = 1'-0"

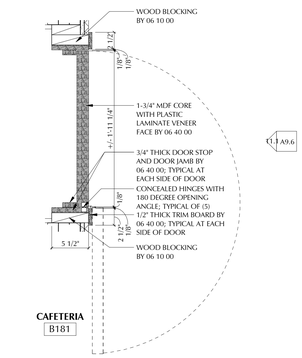

MW 11 MW-11 Pocket Door -LHR
Scale: 1 1/2" = 1'-0"

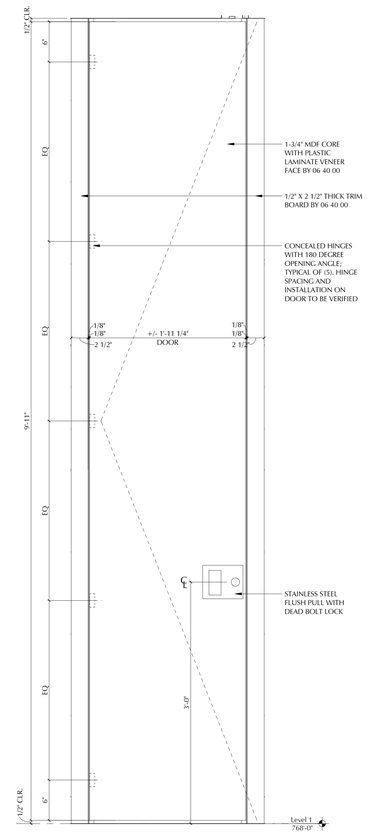

MW 11.1 MW-11 Pocket Door Elevation -LHR
Scale: 1 1/2" = 1'-0"

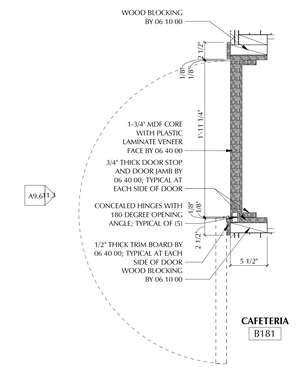

MW 11.2 MW-11 Pocket Door - RHR
Scale: 1 1/2" = 1'-0"

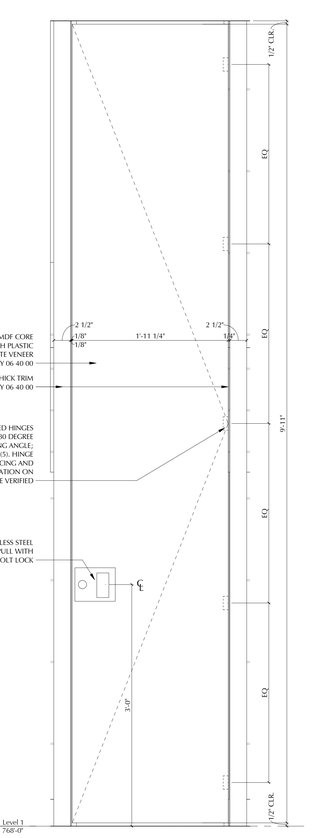

MW 11.3 MW-11 Pocket Door Elevation -RHR
Scale: 1 1/2" = 1'-0"

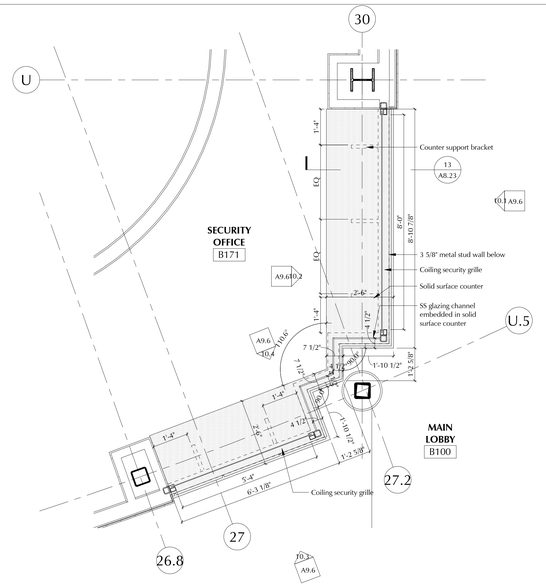

MW 10 MW-10 Security Office B171 Counter
Scale: 1/2" = 1'-0"

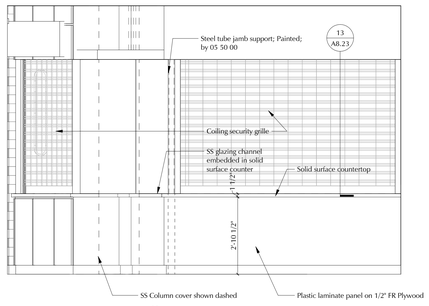

MW 10.1 MW-10 Security Office Front
Scale: 1/2" = 1'-0"

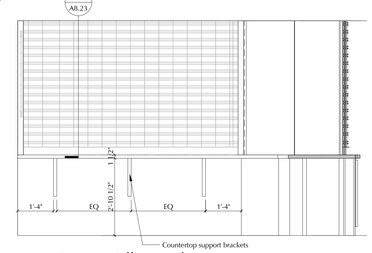

MW 10.2 MW-10 Security Office Inside
Scale: 1/2" = 1'-0"

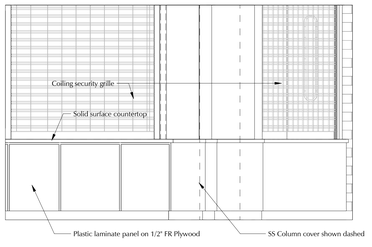

MW 10.3 MW-10 Security Office Side
Scale: 1/2" = 1'-0"

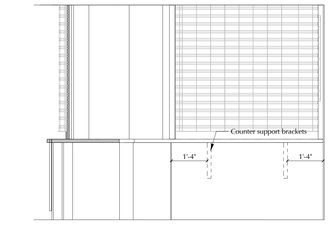

MW 10.4 MW-10 Security Office Inside Side
Scale: 1/2" = 1'-0"

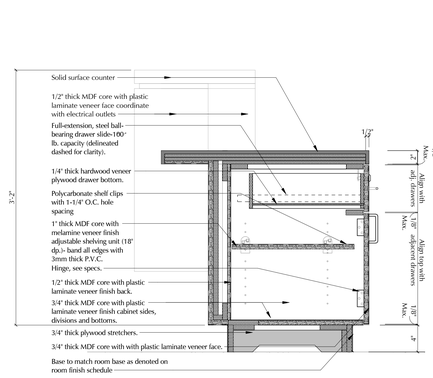

1 A9.6 Section Detail at MW-1
Scale: 1 1/2" = 1'-0"

3 A9.6 Section Detail at MW-1 (2)
Scale: 1 1/2" = 1'-0"

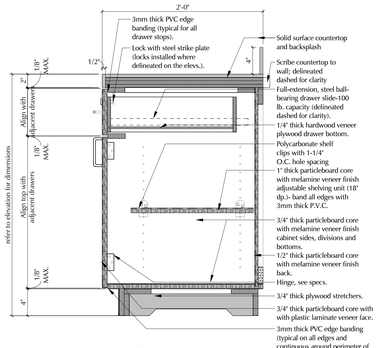

2 A9.6 Base Cabinet Millwork Section
Scale: 1 1/2" = 1'-0"

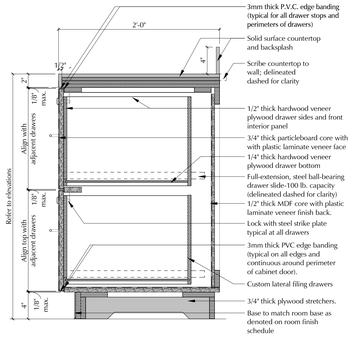

4 A9.6 Base Cabinet w/ Drawers Millwork Section
Scale: 1 1/2" = 1'-0"

LAMOUREUX PAGANO
ASSOCIATES, ARCHITECTS
108 GROVE STREET, SUITE 300
WORCESTER, MASSACHUSETTS 01605

MEMBER OF
THE AMERICAN INSTITUTE OF ARCHITECTS

CONSULTANT

OWNER

Worcester Public Schools

Worcester, MA

Project North

PROJECT

FINAL BID PACKAGE

South High Community School

170 Apricot Street, Worcester, MA 01603

TITLE

Millwork Enlarged Plans and Elevations

Key Plan

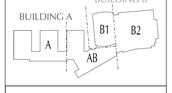

REVISIONS

No.	Description	Date

FILE:

DWN. BY: Author | JOB NO: #1611

CKD. BY: Checker | SCALE: As indicated

DATE: January 31, 2019

A9.6

EXTERIOR DOOR SCHEDULE

Door #	From Room	Room #	To Room	Pair	Door Width	Door Height	Door Thickness	Door Type	Door Material	Door Finish	Door Glass	Door Label	AR / STC	Frame Type	Frame Mat'l	Frame Finish	Frame Jamb	Frame Head	Threshold	Remarks	Hardware
X1	VESTIBULE	B100.1	EXTERIOR	P	3'-3 3/4"	7'-0"	1 3/4"	AL2	Accent Aluminum	See Spec.	GT1B			CW22	Aluminum	See Spec.					1
X2	VESTIBULE	B100.1	EXTERIOR	P	3'-3 3/4"	7'-0"	1 3/4"	AL2	Accent Aluminum	See Spec.	GT1B			CW22	Aluminum	See Spec.					1
X3	VESTIBULE	B100.1	EXTERIOR	P	3'-3 3/4"	7'-0"	1 3/4"	AL2	Accent Aluminum	See Spec.	GT1B			CW22	Aluminum	See Spec.					1
X4	CAFETERIA	B181	EXTERIOR	P	3'-0"	7'-0"	1 3/4"	AL2	Accent Aluminum	See Spec.	GT2B			CW23A	Aluminum	See Spec.					3
X5	STAFF DINING	B193	EXTERIOR		3'-0"	7'-0"	2"	AL1	Aluminum	See Spec.	GT2B			CW25	Aluminum	See Spec.					4
X5.1	CULINARY ARTS KITCHEN	B194	EXTERIOR		3'-0"	7'-0"	2"	AL1	Aluminum	See Spec.	GT2B			CW26	Aluminum	See Spec.					6
X6	RECEIVING	B180.1	EXTERIOR		3'-0"	7'-0"	2"	N	H.M.	PAINT	2B			F1d	H.M.	See Spec.				Insulated	5
X7	STAIR #A2	SA2.1	EXTERIOR	P	3'-3 3/4"	7'-0"	1 3/4"	AL2	Aluminum	See Spec.	GT2B	90 MIN		CW20	Aluminum	See Spec.					3
X8	STAIR #A3	SA3.1	EXTERIOR	P	3'-3 3/4"	7'-0"	1 3/4"	AL2	Aluminum	See Spec.	GT2B	90 MIN		CW20	Aluminum	See Spec.					3
X9	STAIR #A1	SA1.1	EXTERIOR		3'-0"	7'-0"	2"	AL1	Aluminum	See Spec.	GT1B	90 MIN		CW26C	Aluminum	See Spec.					6
X10	CORRIDOR	B170	EXTERIOR	P	3'-0"	7'-0"	1 3/4"	AL2	Aluminum	See Spec.	GT1B			CW19	Aluminum	See Spec.					2
X11	CORR.	B160	EXTERIOR	P	3'-0"	7'-0"	1 3/4"	AL2	Aluminum	See Spec.	GT1B			CW19	Aluminum	See Spec.					2
X12	VESTIBULE	B050.1	EXTERIOR	P	3'-0"	7'-0"	1 3/4"	AL2	Aluminum	See Spec.	GT1B			CW19	Aluminum	See Spec.	17/A6.14				2
X13	LIFE SKILLS	B058	EXTERIOR		3'-0"	7'-0"	2"	AL1	Aluminum	See Spec.	GT1B			CW26A	Aluminum	See Spec.	17/A6.14				6
X14	VESTIBULE	B001	EXTERIOR	P	3'-3 3/4"	7'-0"	1 3/4"	AL2	Accent Aluminum	See Spec.	GT1B			CW21	Aluminum	See Spec.					1
X15	VESTIBULE	B001	EXTERIOR	P	3'-3 3/4"	7'-0"	1 3/4"	AL2	Accent Aluminum	See Spec.	GT1B			CW21	Aluminum	See Spec.					1
X16	PRE-K	B047	EXTERIOR		3'-0"	7'-0"	2"	AL1	Aluminum	See Spec.	GT1B			CW26B	Aluminum	See Spec.	5/A6.30				6
X17	PRE-K	B045	EXTERIOR		3'-0"	7'-0"	2"	AL1	Aluminum	See Spec.	GT1B			CW26B	Aluminum	See Spec.	5/A6.30				6
X18	DAY CARE TODDLER	B043	EXTERIOR		3'-0"	7'-0"	2"	AL1	Aluminum	See Spec.	GT1B			CW26	Aluminum	See Spec.	5/A6.30				6
X19	DAY CARE INFANT	B042	EXTERIOR		3'-0"	7'-0"	2"	AL1	Aluminum	See Spec.	1B			CW26A	Aluminum	See Spec.	5/A6.30				6
X20	STAIR #B4	SB4.0	EXTERIOR	P	3'-0"	7'-0"	1 3/4"	AL2	Aluminum	See Spec.	GT1B	90 MIN		CW17	Aluminum	See Spec.	1/A6.15				2
X21	CLIENT	B027	EXTERIOR		3'-0"	7'-0"	1 3/4"	G	Aluminum	See Spec.	2B			CW28	Aluminum	See Spec.	19/A6.15				4
X22	AUTO/DIESEL SHOP	B023	EXTERIOR		3'-0"	7'-0"	2"	N	H.M.	See Spec.	1B			F1c	H.M.	See Spec.	3/A6.15	EH		Insulated	6
X23	AUTO/DIESEL SHOP	B023	EXTERIOR		3'-0"	7'-0"	2"	N	H.M.	See Spec.	1B			F1c	H.M.	See Spec.	3/A6.15 SIM	EH		Insulated	6
X24	EXTERIOR		FIRE PROTECTION		3'-0"	7'-4"	1 3/4"	F	H.M.	See Spec.	TYPE H			F1b	H.M.	See Spec.	6/A6.17	6/A6.17 SIM		Insulated	11
X25	STAIR #B3	SB3.0	EXTERIOR	P	3'-0"	7'-0"	1 3/4"	AL2	Aluminum	See Spec.	GT2B			CW12	Aluminum	See Spec.	8/A6.15				2
X26	DIST.	B012	EXTERIOR		3'-0"	7'-2"	2"	AL1	Aluminum	See Spec.	GT2B			CW26	Aluminum	See Spec.					11
X27	VESTIBULE	B130.1	EXTERIOR	P	3'-3 3/4"	7'-0"	1 3/4"	AL2	Aluminum	See Spec.	GT2B			CW11A	Aluminum	See Spec.					1
X28	STAIR #B3	SB3.2	ROOF		3'-0"	7'-0"	2"	N	H.M.	See Spec.		90 MIN		F1	H.M.	See Spec.	EJ	EH		Insulated	7
X29	STAIR #B1	SB1.3	ROOF		3'-0"	7'-0"	2"	N	H.M.	See Spec.		90 MIN		F1	H.M.	See Spec.	EJ	EH		Insulated	7
X30	STAIR #A2	SA2.4	ROOF		3'-0"	7'-0"	1 3/4"	F	H.M.			90 MIN		F1	H.M.	See Spec.				Insulated	7

INTERIOR GLAZING TYPES

- A — 1/4" LAMINATED SAFTEY GLASS
- B — 1/4" CLEAR TEMPERED SAFETY GLASS
- C — 3/8" CLEAR TEMPERED SAFETY GLASS (DISPLAY CASE SHELVING)
- D — 3/8" TRANSPARENT WIRE-LESS FIRE RATED & SAFETY CERAMIC GLAZING (HM FRAME/DOOR IN 2 HR FIRE WALL)
- E — 1/4" FRAMELESS MIRROR GLASS
- F — 1/4" TRANSPARENT MIRROR GLASS; TEMPERED (OBSERVATION ROOMS)
- G — 3/8" TEMPERED / LAMINATED TRANSPARENT MIRROR GLASS
- H — 1/2" TEMPERED / LAMINATED SAFETY GLASS
- J — 1/4" TEMPERED / LAMINATED SAFETY GLASS (08 00 05)
- K — 3/8" TEMPERED / LAMINATED SAFETY GLASS (08 00 05)
- L — 1/2" TEMPERED / LAMINATED SAFETY GLASS (08 00 05)

DOOR TYPES:

SCALE: 1/4"=1'-0"

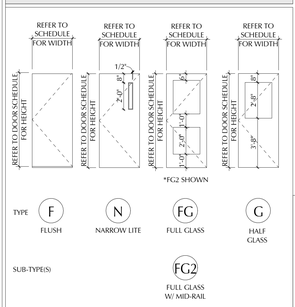

DOOR KEYNOTES LEGEND & GENERAL DOOR NOTES

DOOR
D1. FULL HEIGHT WALL PAD ON DOOR
D2. HEAVY DUTY DOOR, 8" STILES TYPE AL-3

MOTOR FOR OVERHEAD GRILLES / DOORS
M1. MOTOR OPERATED
M2. NO MOTOR, MANUALLY OPERTATED BY EXTENSION CRANK

GENERAL NOTES
1. REFER TO DOOR SCHEDULE FOR DOOR MATERIALS, LOCATIONS, AND REMARKS
2. REFER TO CURTAIN WALL / STOREFRONT DRAWINGS FOR ENTRY DOOR TYPES, ALUMINUM FRAME TYPES & DETAILS
3. REFER TO A10.4 FOR TYPICAL HEAD & JAMB DETAILS.
4. REFER TO INTERIOR DETAILS DRAWING SHEETS A8.20+ FOR CONDITIONAL HM FRAME JAMB DETAILS

ACOUSTICAL DOOR TYPES LEGEND

DOOR A.R./STC	DOOR PANEL STC RATING	PERIMETER GASKET	ASTRAGAL GASKET (WHERE APPLICABLE)	DOOR DROP SEAL
G-30	STC 30	YES, FIELD INSTALLED	YES, FIELD INSTALLED	YES, FIELD INSTALLED
G-40	STC 40	YES, FIELD INSTALLED	YES, FIELD INSTALLED	YES, FIELD INSTALLED
AR-47	STC 47 WITH FRAME	FACTORY INSTALLED	FACTORY INSTALLED	FACTORY INSTALLED

HOLLOW METAL FRAME TYPES

SCALE: 1/4" = 1'0"

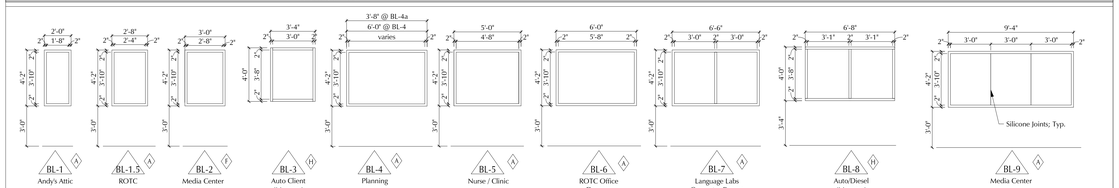

BORROWED LIGHT NOTES:
1. " * " INDICATES MIRROR GLASS REQUIREMENT.
2. ROOM DESCRIPTIONS FOR TYPICAL CONDITIONS, REFER TO FLOOR PLANS FOR BALANCE.

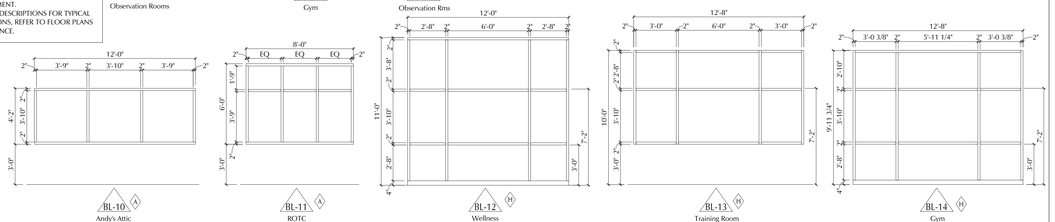

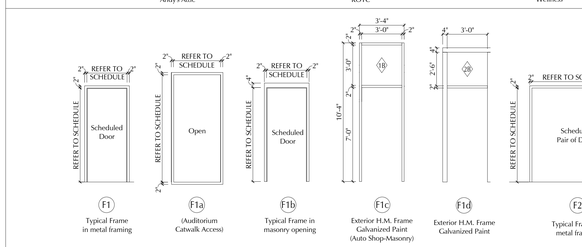

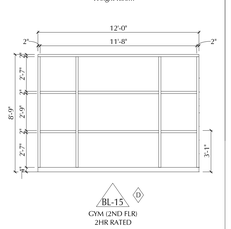

H.M. GENERAL NOTES

1. Refer to door schedule for door types and details.
2. Door frames installed into metal stud partitions are to have a face dimension of 2" at the frame head.
3. Door frames installed into masonry partitions are to have a face dimension of 4" at the frame head. Refer to interior elevations.
4. All Exterior Hollow Metal Doors and Frames are to have galvanized finish.
5. Glazing stops shall be located on the non-public side of frames u.o.n.
6. Hollow metal frames that are field assembled shall be welded and sealed (grinded smooth).
7. Refer to drawing A10.4 for typical details.
8. Refer to drawing A6.22 for exterior glass types legend.
9. Refer to drawing A6.27 for interior aluminum frame details.
10. HM Frame depths not to exceed 8".

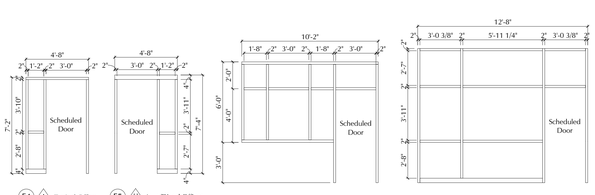

Refer to Sheet A10.3 for frame type F8

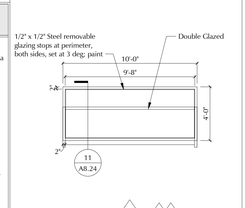

DOOR SCHEDULE GROUND FLOOR SECTION B

Door #	From Room	Room #	To Room	Room #	Pair	Door Width	Door Height	Door Thickness	Door Type	Door Material	Door Finish	Door Glass	Door Label	AR / STC	Frame Type	Frame Mat'l	Frame Finish	Frame Jamb	Frame Head	Remarks	Hardware
B000.1	LOWER LOBBY	B000	WOMEN	B000.1		3'-0"	7'-0"	1 3/4"	F	H.M.	STAIN				F1	H.M.	PAINT	J-1	H-1		44.1
B000.2	LOWER LOBBY	B000	MEN	B000.2		3'-0"	7'-0"	1 3/4"	F	H.M.	STAIN				F1	H.M.	PAINT	J-1	H-1		44.1
B001.1	LOWER LOBBY	B000	VESTIBULE	B001	P	3'-3 3/4"	7'-0"	1 3/4"	AL2	Accent Aluminum	See Spec.				S2	Aluminum	See Spec.				8
B001.2	LOWER LOBBY	B000	VESTIBULE	B001	P	3'-3 3/4"	7'-0"	1 3/4"	AL2	Accent Aluminum	See Spec.				S2	Aluminum	See Spec.				8
B002	LOWER LOBBY	B000	JAN. STORAGE	B002	P	3'-0"	7'-0"	1 3/4"	F	H.M.	PAINT				F2	H.M.	PAINT	J-1	H-1		58
B003	LOWER LOBBY	B000	TELCOM	B003		3'-6"	7'-0"	1 3/4"	F	H.M.	PAINT				F1	H.M.	PAINT	J-1	H-1		55
B004	CUSTODIAN WORKSHOP	B004.1	CORRIDOR	B010	P	3'-0"	7'-0"	1 3/4"	F	H.M.	PAINT		60 MIN		F2	H.M.	PAINT	J-1	H-1		54
B004A	LOWER LOBBY	B000	MECHANICAL	B004		3'-6"	7'-0"	1 3/4"	F	H.M.	PAINT		60 MIN		F1b	H.M.	PAINT	J-8, 5/A8.25	H-8		59
B004B	MACH	B004B	MECHANICAL	B004		3'-6"	7'-0"	1 3/4"	F	H.M.	PAINT		90 MIN		F1b	H.M.	PAINT	J-8	H-8		57
B005	CORRIDOR	B010	TLT	B005		3'-0"	7'-0"	1 3/4"	F	Wood	STAIN				F1	H.M.	PAINT	J-1	H-1		44.1
B006	ELECTRIC	B006	CORRIDOR	B010	P	3'-0"	7'-0"	1 3/4"	F	H.M.	PAINT		60 MIN		F2	H.M.	PAINT	J-1	H-1		54
B006A	ELECTRIC	B006	MECHANICAL	B004		3'-0"	7'-0"	1 3/4"	F	H.M.	PAINT		60 MIN		F1	H.M.	PAINT	J-1	H-1		53
B007	EMER ELEC	B006	ELECTRIC	B006		3'-0"	7'-0"	1 3/4"	F	H.M.	PAINT		90 MIN		F1	H.M.	PAINT	J-2	H-2		53
B007.1	MECHANICAL	B004	EMER ELEC	B007		3'-0"	7'-0"	1 3/4"	F	H.M.	PAINT		90 MIN		F1	H.M.	PAINT	J-2	H-2		53
B008	CORRIDOR	B010	CLASSROOM	B008		3'-0"	7'-0"	1 3/4"	F	Wood	STAIN			G-30	F3	H.M.	PAINT	J-1	H-1		29
B008A	CLASSROOM	B009	CLASSROOM	B008		3'-0"	7'-0"	1 3/4"	F	Wood	STAIN			G-30	F1	H.M.	PAINT	J-1	H-1		30
B009	CORRIDOR	B010	CLASSROOM	B009		3'-0"	7'-0"	1 3/4"	F	Wood	STAIN			G-30	F3	H.M.	PAINT	J-1	H-1		29
B009A	ANDY'S ATTIC	B011	CLASSROOM	B009		3'-0"	7'-0"	1 3/4"	F	Wood	STAIN			G-30	F1	H.M.	PAINT	J-1	H-1		57
B010	STAIR #B3	SB3.0	CORRIDOR	B010	P	3'-0"	7'-0"	1 3/4"	N	H.M.	PAINT	TYPE D	90 MIN		F2	H.M.	PAINT	J-2	H-2		22
B010A	CORRIDOR	B010	ELEC	B010A	P	3'-0"	7'-0"	1 3/4"	F	H.M.	PAINT				F2	H.M.	PAINT	J-1	H-1		54
B011	CORRIDOR	B010	ANDY'S ATTIC	B011	P	3'-0"	7'-0"	1 3/4"	FG2	Wood	STAIN	TYPE B			F2	H.M.	PAINT	J-1	H-1		28
B011.1	KITCHEN	B011	ANDY'S ATTIC	B011				0"							F1	H.M.	PAINT	J-1	H-1		N/A
B012	ANDY'S ATTIC	B011	DIST.	B012		3'-0"	7'-0"	1 3/4"	F	Wood	STAIN	TYPE B			F3	H.M.	PAINT	J-1	H-1		43
B013	ANDY'S ATTIC	B011	BUSINESS OFFICE	B013		3'-0"	7'-0"	1 3/4"	FG2	Wood	STAIN				F6	H.M.	PAINT	J-1	H-1		26
B020	CORRIDOR	B020	CORRIDOR	B001	P	3'-0"	7'-0"	1 3/4"	FG2	H.M.	PAINT	TYPE D	60 MIN	G-30	F2b	H.M.	PAINT		H-8		16
B021	CORRIDOR	B020	RELATED CLASSROOM	B021	P	3'-0"	7'-0"	1 3/4"	N	H.M.	PAINT			G-30	F2b	H.M.	PAINT	J-8	H-8		28
B021A	RELATED CLASSROOM	B021	RELATED CLASSROOM	B022		3'-0"	7'-0"	1 3/4"	F	H.M.	PAINT			G-30	F1b	H.M.	PAINT	J-8	H-8		30
B022	CORRIDOR	B020	RELATED CLASSROOM	B022	P	3'-0"	7'-0"	1 3/4"	N	H.M.	PAINT				F2b	H.M.	PAINT	J-8	H-8		28
B025	AUTO/DIESEL SHOP	B023	INSTR	B025		3'-0"	7'-4"	1 3/4"	F	H.M.	PAINT				F1b	H.M.	PAINT	J-8	H-8		26
B027	AUTO/DIESEL SHOP	B023	CLIENT	B027		3'-0"	7'-0"	1 3/4"	FG2	H.M.	PAINT	TYPE B			F4a	H.M.	PAINT	J-8	H-1		26
B027A	AUTO/DIESEL SHOP	B023	CLIENT	B027		3'-0"	7'-0"	1 3/4"	FG2	H.M.	PAINT	TYPE B			F1b	H.M.	PAINT	3/A6.15	H-8		27
B028	AUTO/DIESEL SHOP	B023				3'-0"	7'-0"	1 3/4"	F	H.M.	PAINT			G-30	F4a OH	H.M.	PAINT	J-8	H-8		26
B031	STAIR #B5	SB5.0	CORRIDOR	B020		3'-0"	7'-0"	1 3/4"	F	H.M.	PAINT		60 MIN		F1b	H.M.	PAINT	J-8	H-8		23
B032.1	JAN	B032.1	AUTO/DIESEL SHOP	B023		3'-0"	7'-0"	1 3/4"	F	H.M.	PAINT				F1	H.M.	PAINT	J-8	H-8		57
B033	AUTO/DIESEL SHOP	B023	GIRLS	B033		3'-0"	7'-4"	1 3/4"	F	H.M.	PAINT				F1	H.M.	PAINT	J-8	H-8		44.1
B034	AUTO/DIESEL SHOP	B023	BOYS	B034		3'-0"	7'-4"	1 3/4"	F	H.M.	PAINT				F1	H.M.	PAINT	J-8	H-8		44.1
B035	AUTO/DIESEL SHOP	B023	INSTR	B035		3'-0"	7'-0"	1 3/4"	F	H.M.	PAINT				F1	H.M.	PAINT	J-8	H-8		26
B037	WELLNESS	B037	CORRIDOR	B001	P	3'-0"	7'-0"	1 3/4"	FG2	H.M.	PAINT	TYPE B		G-30	F2b	H.M.	PAINT	2/A8.25	H-8		16
B037.1	STORAGE	B037.1	WELLNESS	B037	P	3'-0"	7'-0"	1 3/4"	F	H.M.	PAINT				F2	H.M.	PAINT	J-8	H-8		39
B037.2	STORAGE	B037.2	WELLNESS	B037	P	3'-0"	7'-0"	1 3/4"	F	H.M.	PAINT				F2	H.M.	PAINT	J-8	H-8		39
B037.3	WELLNESS	B037	STORAGE	B037.3	P	3'-0"	7'-0"	1 3/4"	F	H.M.	PAINT				F2	H.M.	PAINT	J-8	H-8		39
B037A	WELLNESS	B037	CORRIDOR	B001	P	3'-0"	7'-0"	1 3/4"	FG2	H.M.	PAINT	TYPE B		G-30	F2b	H.M.	PAINT	1/A8.25	H-8		16
B040	CORRIDOR	B040	LOWER LOBBY	B000	P	3'-0"	7'-0"	1 3/4"	FG2	H.M.	PAINT	TYPE B			F2	H.M.	PAINT	J-1	H-1		22
B040.1	CORRIDOR	B040	MECH	B040.1		3'-0"	7'-0"	1 3/4"	F	H.M.	PAINT			G-30	F1	H.M.	PAINT	J-1	H-1		59
B040.2	CORRIDOR	B040	TELCOM	B040.2	P	3'-0"	7'-0"	1 3/4"	F	H.M.	PAINT				F2	H.M.	PAINT	J-1	H-1		56
B040.3	CORRIDOR	B040	MECH	B040.3		3'-0"	7'-0"	1 3/4"	F	Wood	STAIN				F1	H.M.	PAINT	J-1	H-1		59
B040.4	CORRIDOR	B040	STAIR #B4	SB4.0	P	3'-0"	7'-0"	1 3/4"	N	H.M.	PAINT	TYPE D	90 MIN		F2	H.M.	PAINT	J-2	H-2		22
B041	VEST.	B041	CORRIDOR	B040		3'-0"	7'-0"	1 3/4"	G	Wood	STAIN			G-30	F3	H.M.	PAINT	J-1	H-1		29
B041.1	VEST.	B041	DAYCARE OFFICE	B041.1		3'-0"	7'-0"	1 3/4"	G	Wood	STAIN			G-30	F1	H.M.	PAINT	J-1	H-1		26
B042	DAY CARE INFANT	B042	VEST.	B041		3'-0"	7'-0"	1 3/4"	G	Wood	STAIN			G-30	F3	H.M.	PAINT	J-1	H-1		29
B042.2	VEST.	B041	DAYCARE KITCHEN	B042.2		3'-0"	7'-0"	1 3/4"	G	Wood	STAIN			G-30	F1	H.M.	PAINT	J-1	H-1		31
B042.3	DAYCARE KITCHEN	B042.2	TLT.	B042.3		3'-0"	7'-0"	1 3/4"	F	Wood	STAIN				F1	H.M.	PAINT	J-1	H-1		44
B043	DAY CARE TODDLER	B043	VEST.	B041		3'-0"	7'-0"	1 3/4"	G	Wood	STAIN			G-30	F3	H.M.	PAINT	J-1	H-1		29
B043.1	TLT	B043.1	DAY CARE INFANT	B042		3'-0"	7'-0"	1 3/4"	G	Wood	STAIN			G-30	F1	H.M.	PAINT	J-1	H-1		30
B044	CORRIDOR	B040	EARLY CHILDHOOD ED. RELATED CLASSROOM	B044		3'-0"	7'-0"	1 3/4"	F	Wood	STAIN			G-30	F3	H.M.	PAINT	J-1	H-1		29
B044.1	PRE-K	B045	EARLY CHILDHOOD ED. RELATED CLASSROOM	B044		3'-0"	7'-0"	1 3/4"	F	Wood	STAIN			G-30	F1	H.M.	PAINT	J-1	H-1		30
B045	PRE-K	B045	CORRIDOR	B040		3'-0"	7'-0"	1 3/4"	F	Wood	STAIN			G-30	F3	H.M.	PAINT	J-1	H-1		29.2
B045.1	PRE-K KITCHEN	B045.1	PRE-K	B045		3'-0"	7'-0"	1 3/4"	F	Wood	STAIN			G-30	F1	H.M.	PAINT	J-1	H-1		31
B045.1A	PRE-K KITCHEN	B045.1	PRE-K	B047		3'-0"	7'-0"	1 3/4"	F	Wood	STAIN			G-30	F1	H.M.	PAINT	J-1	H-1		31
B045.2	CL	B045.2	PRE-K KITCHEN	B045.1		3'-0"	7'-0"	1 3/4"	F	Wood	STAIN			G-30	F1	H.M.	PAINT	J-1	H-1		42
B045A	PRE-K	B045	PRE-K TOILETS	B047.1		3'-0"	7'-0"	1 3/4"	F	Wood	STAIN			G-30	F1	H.M.	PAINT	J-1	H-1		31
B046	CORRIDOR	B040	OBSERV	B046		3'-0"	7'-0"	1 3/4"	F	H.M.	STAIN			G-30	F1	H.M.	PAINT	J-1	H-1		48
B047	PRE-K	B047	CORRIDOR	B040		3'-0"	7'-0"	1 3/4"	F	Wood	STAIN			G-30	F3	H.M.	PAINT	J-1	H-1		29.2
B047.1	PRE-K	B047	PRE-K TOILETS	B047.1		3'-0"	7'-0"	1 3/4"	F	Wood	STAIN			G-30	F1	H.M.	PAINT	J-1	H-1		31
B047.2	THER. PLAN	B047.2	PRE-K TOILETS	B047.1		3'-0"	7'-0"	1 3/4"	F	Wood	STAIN			G-30	F1	H.M.	PAINT	J-1	H-1	D1	49
B047A	PRE-K	B047	BCBA/ SPEECH	B049.3		3'-0"	7'-0"	1 3/4"	F	Wood	STAIN			G-30	F1	H.M.	PAINT	J-1	H-1		31.1
B048	CORRIDOR	B040	LIFE SKILLS PLANNING	B048		3'-0"	7'-0"	1 3/4"	F	H.M.	STAIN			G-30	F1	H.M.	PAINT	J-1	H-1		29.1
B049	WAITING	B049	LOWER LOBBY	B000		3'-0"	7'-0"	1 3/4"	F	Solid Wood	STAIN			G-30	F4	H.M.	PAINT	J-1	H-1		29.1
B049.1	WAITING	B049	SPED COORD.	B049.1		3'-0"	7'-0"	1 3/4"	F	Wood	STAIN			G-30	F4	H.M.	PAINT	J-1	H-1		26
B049.2	WAITING	B049	PRE-K OFFICE	B049.2		3'-0"	7'-0"	1 3/4"	F	Wood	STAIN			G-30	F4	H.M.	PAINT	J-1	H-1		26
B049.3	WAITING	B049	BCBA/ SPEECH	B049.3		3'-0"	7'-0"	1 3/4"	F	Wood	STAIN			G-30	F4	H.M.	PAINT	J-1	H-1		26
B049.4	WAITING	B049	SPED CONF.	B049.4		3'-0"	7'-0"	1 3/4"	F	Wood	STAIN			G-30	F4	H.M.	PAINT	J-1	H-1		26
B050.1	CORRIDOR	B050	VESTIBULE	B050.1	P	3'-0"	7'-0"	1 3/4"	AL2	Aluminum	See Spec.				S1	Aluminum	See Spec.				9
B051	CORRIDOR	B050	LIFE SKILLS	B051		3'-0"	7'-0"	1 3/4"	F	Wood	STAIN			G-30	F3	H.M.	PAINT	J-1	H-1		29
B051.1	LIFE SKILLS	B051	STOR	B051.1		3'-0"	7'-0"	1 3/4"	F	Wood	STAIN				F1	H.M.	PAINT	J-1	H-1		32
B051.1A	LIFE SKILLS	B054	STOR	B051.1		3'-0"	7'-0"	1 3/4"	F	Wood	STAIN				F1	H.M.	PAINT	J-1	H-1		32
B052	CORRIDOR	B050	OBSERV	B052		3'-0"	7'-0"	1 3/4"	F	H.M.	STAIN			G-30	F1	H.M.	PAINT	J-1	H-1		48
B053	CORR	B053	LIFE SKILLS	B051		3'-0"	7'-0"	1 3/4"	F	Wood	STAIN			G-30	F1	H.M.	PAINT	J-1	H-1		31
B053.1	THER. PLAN	B053.1	CORR	B053		3'-0"	7'-0"	1 3/4"	F	Wood	STAIN			G-30	F1	H.M.	PAINT	J-1	H-1	D1	49
B053.2	CORR	B053	SPED TLT.	B053.2		3'-0"	7'-0"	1 3/4"	F	Wood	STAIN				F1	H.M.	PAINT	J-1	H-1		44
B053.3	CORR	B053	TLT.	B053.3		2'-6"	7'-0"	1 3/4"	F	Wood	STAIN				F1	H.M.	PAINT	J-1	H-1		44
B053A	CORR	B053	LIFE SKILLS	B054		3'-0"	7'-0"	1 3/4"	F	Wood	STAIN			G-30	F1	H.M.	PAINT	J-1	H-1		31
B054	CORRIDOR	B050	LIFE SKILLS	B054		3'-0"	7'-0"	1 3/4"	F	Wood	STAIN			G-30	F3	H.M.	PAINT	J-1	H-1		29
B054.1	LIFE SKILLS	B054	LIFE SKILLS	B055		3'-0"	7'-0"	1 3/4"	F	Wood	STAIN			G-30	F1	H.M.	PAINT	J-1	H-1		30
B055	CORRIDOR	B050	LIFE SKILLS	B055		3'-0"	7'-0"	1 3/4"	F	Wood	STAIN			G-30	F3	H.M.	PAINT	J-1	H-1		29
B055.1	LIFE SKILLS	B055	STOR	B055.1		3'-0"	7'-0"	1 3/4"	F	Wood	STAIN				F1	H.M.	PAINT	J-1	H-1		32
B055.1A	LIFE SKILLS	B058	STOR	B055.1		3'-0"	7'-0"	1 3/4"	F	Wood	STAIN				F1	H.M.	PAINT	J-1	H-1		32
B056	CORRIDOR	B050	OBSERV	B056		3'-0"	7'-0"	1 3/4"	F	H.M.	STAIN			G-30	F1	H.M.	PAINT	J-1	H-1		48
B057	CORR	B057	LIFE SKILLS	B055		3'-0"	7'-0"	1 3/4"	F	Wood	STAIN			G-30	F1	H.M.	PAINT	J-1	H-1		31
B057.1	THER. PLAN	B057.1	CORR	B057		3'-0"	7'-0"	1 3/4"	F	Wood	STAIN			G-30	F1	H.M.	PAINT	J-1	H-1	D1	49
B057.2	CORR	B057	SPED TLT.	B057.2		3'-0"	7'-0"	1 3/4"	F	Wood	STAIN				F1	H.M.	PAINT	J-1	H-1		44
B057.3	CORR	B057	TLT.	B057.3		2'-6"	7'-0"	1 3/4"	F	H.M.	STAIN				F1	H.M.	PAINT	J-1	H-1		44
B057A	CORR	B057	LIFE SKILLS	B058		3'-0"	7'-0"	1 3/4"	F	Wood	STAIN			G-30	F1	H.M.	PAINT	J-1	H-1		31
B058	CORRIDOR	B050	LIFE SKILLS	B058		3'-0"	7'-0"	1 3/4"	F	Wood	STAIN

DOOR SCHEDULE FIRST FLOOR SECTION A

Door #	From Room	Room #	To Room	Room #	Pair	Door Width	Door Height	Door Thickness	Door Type	Door Material	Door Finish	Door Glass	Door Label	AR / STC	Frame Type	Frame Mat'l	Frame Finish	Frame Jamb	Frame Head	Remarks	Hardware
A100A	CORRIDOR	A100	STAIR #A1	SA1.1		3'-6"	7'-0"	1 3/4"	N	Wood	STAIN	TYPE D	90 MIN		F1	H.M.	PAINT	J-2	H-2		24
A101	CORRIDOR	A160	AP	A101		3'-0"	7'-0"	1 3/4"	F	Wood	STAIN			G-30	F3	H.M.	PAINT	J-1	H-1		29.1
A101.2	ADJ. COUNS.	A101.1	AP	A101		3'-0"	7'-0"	1 3/4"	F	Wood	STAIN			G-30	F4	H.M.	PAINT	J-1	H-1		26
A101.3	AP	A101	AP	A101.2		3'-0"	7'-0"	1 3/4"	F	Wood	STAIN			G-30	F4	H.M.	PAINT	J-1	H-1		26
A102	CORRIDOR	A100	CLASSROOM	A102		3'-0"	7'-0"	1 3/4"	F	Wood	STAIN			G-30	F3	H.M.	PAINT	J-1	H-1		29
A103	CORRIDOR	A100	SPED INCLUSION	A103		3'-0"	7'-0"	1 3/4"	F	Wood	STAIN			G-30	F3	H.M.	PAINT	J-1	H-1		29
A103A	SPED INCLUSION	A103	CLASSROOM	A102		3'-0"	7'-0"	1 3/4"	F	Wood	STAIN			G-30	F1	H.M.	PAINT	J-1	H-1		30
A104	CORRIDOR	A100	CLASSROOM	A104		3'-0"	7'-0"	1 3/4"	F	Wood	STAIN			G-30	F3	H.M.	PAINT	J-1	H-1		29
A104A	CLASSROOM	A104	SPED INCLUSION	A103		3'-0"	7'-0"	1 3/4"	F	Wood	STAIN			G-30	F1	H.M.	PAINT	J-1	H-1		30
A106	CORRIDOR	A110	CLASSROOM	A106		3'-0"	7'-0"	1 3/4"	F	Wood	STAIN			G-30	F3	H.M.	PAINT	J-1	H-1		29
A107	CORRIDOR	A110	SCIENCE LAB	A107		3'-0"	7'-0"	1 3/4"	F	Wood	STAIN			G-30	F3	H.M.	PAINT	J-1	H-1		29.2
A107A	CORRIDOR	A110	SCIENCE LAB	A107		3'-0"	7'-0"	1 3/4"	F	Wood	STAIN			G-30	F3	H.M.	PAINT	J-1	H-1		29.2
A108	SCIENCE LAB	A107	PREP	A108		3'-0"	7'-0"	2"	N	Wood	STAIN	TYPE B			F1	H.M.	PAINT	J-1	H-1		35
A109	CORRIDOR	A110	CLASSROOM	A109		3'-0"	7'-0"	1 3/4"	F	Wood	STAIN			G-30	F3	H.M.	PAINT	J-1	H-1		29
A109A	CLASSROOM	A109	CORRIDOR	A160		3'-0"	7'-0"	1 3/4"	F	Wood	STAIN			G-30	F1	H.M.	PAINT	J-1	H-1		29.1
A111	CORRIDOR	A100	PLANNING	A111		3'-0"	7'-0"	1 3/4"	F	Wood	STAIN				F1	H.M.	PAINT	J-1	H-1		29.1
A111A	CORRIDOR	A110	PLANNING	A111		3'-0"	7'-0"	1 3/4"	F	Wood	STAIN				F1	H.M.	PAINT	J-1	H-1		29.1
A113	CORRIDOR	A110	ELECTRIC	A113		3'-0"	7'-0"	1 3/4"	F	H.M.	PAINT				F1	H.M.	PAINT	J-1	H-1		53
A113.1	CORRIDOR	A110	EM ELEC	A113.1		3'-0"	7'-0"	1 3/4"	F	H.M.	PAINT		90 MIN		F1	H.M.	PAINT	J-2	H-2		53
A113.2	ELECTRIC	A113	EM ELEC	A113.1		3'-0"	7'-0"	1 3/4"	F	H.M.	PAINT		90 MIN		F1	H.M.	PAINT	J-2	H-2		53
A114	CORRIDOR	A100	ACID NEUTRAL	A114		3'-0"	7'-0"	1 3/4"	F	H.M.	PAINT				F1	H.M.	PAINT	J-1	H-1		57
A115	CORRIDOR	A160	STOREROOM	A115		3'-0"	7'-0"	1 3/4"	F	Wood	STAIN				F1	H.M.	PAINT	J-1	H-1		57
A121	CORRIDOR	A120	CLASSROOM	A121		3'-0"	7'-0"	1 3/4"	F	Wood	STAIN			G-30	F3	H.M.	PAINT	J-1	H-1		29
A121A	CLASSROOM	A121	CORRIDOR	A160		3'-0"	7'-0"	1 3/4"	F	Wood	STAIN			G-30	F1	H.M.	PAINT	J-1	H-1		29.1
A122	CORRIDOR	A120	CLASSROOM	A122		3'-0"	7'-0"	1 3/4"	F	Wood	STAIN			G-30	F3	H.M.	PAINT	J-1	H-1		29
A122A	CLASSROOM	A122	CLASSROOM	A121		3'-0"	7'-0"	1 3/4"	F	Wood	STAIN			G-30	F1	H.M.	PAINT	J-1	H-1		30
A123	CORRIDOR	A120	CLASSROOM	A123		3'-0"	7'-0"	1 3/4"	F	Wood	STAIN			G-30	F3	H.M.	PAINT	J-1	H-1		29
A123A	CLASSROOM	A123	CLASSROOM	A122		3'-0"	7'-0"	1 3/4"	F	Wood	STAIN			G-30	F1	H.M.	PAINT	J-1	H-1		30
A124	CORRIDOR	A120	CLASSROOM	A124		3'-0"	7'-0"	1 3/4"	F	Wood	STAIN			G-30	F3	H.M.	PAINT	J-1	H-1		29
A124A	CLASSROOM	A124	CLASSROOM	A123		3'-0"	7'-0"	1 3/4"	F	Wood	STAIN			G-30	F1	H.M.	PAINT	J-1	H-1		30
A126	CORRIDOR	A130	CLASSROOM	A126		3'-0"	7'-0"	1 3/4"	F	Wood	STAIN			G-30	F3	H.M.	PAINT	J-1	H-1		29
A126A	CLASSROOM	A127	CLASSROOM	A126		3'-0"	7'-0"	1 3/4"	F	Wood	STAIN			G-30	F1	H.M.	PAINT	J-1	H-1		30
A127	CORRIDOR	A130	CLASSROOM	A127		3'-0"	7'-0"	1 3/4"	F	Wood	STAIN			G-30	F3	H.M.	PAINT	J-1	H-1		29
A127A	CLASSROOM	A127	CLASSROOM	A128		3'-0"	7'-0"	1 3/4"	F	Wood	STAIN			G-30	F1	H.M.	PAINT	J-1	H-1		30
A128	CORRIDOR	A130	CLASSROOM	A128		3'-0"	7'-0"	1 3/4"	F	Wood	STAIN			G-30	F3	H.M.	PAINT	J-1	H-1		29
A128A	CLASSROOM	A128	CLASSROOM	A129		3'-0"	7'-0"	1 3/4"	F	Wood	STAIN			G-30	F1	H.M.	PAINT	J-1	H-1		30
A129	CORRIDOR	A130	CLASSROOM	A129		3'-0"	7'-0"	1 3/4"	F	Wood	STAIN			G-30	F3	H.M.	PAINT	J-1	H-1		29
A129A	CLASSROOM	A129	CORRIDOR	A160		3'-0"	7'-0"	1 3/4"	F	Wood	STAIN			G-30	F1	H.M.	PAINT	J-1	H-1		29.1
A131	CORRIDOR	A120	PLANNING	A131		3'-0"	7'-0"	1 3/4"	F	Wood	STAIN				F1	H.M.	PAINT	J-1	H-1		29.1
A131A	CORRIDOR	A130	PLANNING	A131		3'-0"	7'-0"	1 3/4"	F	Wood	STAIN				F1	H.M.	PAINT	J-1	H-1		29.1
A133	CORRIDOR	A130	ELEC	A133		3'-0"	7'-0"	1 3/4"	F	H.M.	PAINT				F1	H.M.	PAINT	J-1	H-1		53
A134	CORRIDOR	A120	STOR	A134		3'-0"	7'-0"	1 3/4"	F	Wood	PAINT				F1	H.M.	PAINT	J-1	H-1		57
A135	CORRIDOR	A120	LANGUAGE LAB	A135		3'-0"	7'-0"	1 3/4"	F	Wood	STAIN			G-30	F3	H.M.	PAINT	J-1	H-1		29
A135A	CORRIDOR	A130	LANGUAGE LAB	A135		3'-0"	7'-0"	1 3/4"	F	Wood	STAIN			G-30	F3	H.M.	PAINT	J-1	H-1		29
A141	CORRIDOR	A140	RESOURCE/ INCLUSION	A141		3'-0"	7'-0"	1 3/4"	F	Wood	STAIN			G-30	F3	H.M.	PAINT	J-1	H-1		29
A141A	RESOURCE/ INCLUSION	A141	CORRIDOR	A160		3'-0"	7'-0"	1 3/4"	F	Wood	STAIN			G-30	F1	H.M.	PAINT	J-1	H-1		29.1
A142	CORRIDOR	A140	CLASSROOM	A142		3'-0"	7'-0"	1 3/4"	F	Wood	STAIN			G-30	F3	H.M.	PAINT	J-1	H-1		29
A142A	CLASSROOM	A142	RESOURCE/ INCLUSION	A141		3'-0"	7'-0"	1 3/4"	F	Wood	STAIN			G-30	F1	H.M.	PAINT	J-1	H-1		30
A143	CORRIDOR	A140	CLASSROOM	A143		3'-0"	7'-0"	1 3/4"	F	Wood	STAIN			G-30	F3	H.M.	PAINT	J-1	H-1		29
A143A	CLASSROOM	A143	CLASSROOM	A142		3'-0"	7'-0"	1 3/4"	F	Wood	STAIN			G-30	F1	H.M.	PAINT	J-1	H-1		30
A144	CORRIDOR	A140	CLASSROOM	A144		3'-0"	7'-0"	1 3/4"	F	Wood	STAIN			G-30	F3	H.M.	PAINT	J-1	H-1		29
A144A	CLASSROOM	A144	CLASSROOM	A143		3'-0"	7'-0"	1 3/4"	F	Wood	STAIN			G-30	F1	H.M.	PAINT	J-1	H-1		30
A146	CORRIDOR	A150	CLASSROOM	A146		3'-0"	7'-0"	1 3/4"	F	Wood	STAIN			G-30	F3	H.M.	PAINT	J-1	H-1		29
A146A	CLASSROOM	A147	CLASSROOM	A146		3'-0"	7'-0"	1 3/4"	F	Wood	STAIN			G-30	F1	H.M.	PAINT	J-1	H-1		30
A147	CORRIDOR	A150	CLASSROOM	A147		3'-0"	7'-0"	1 3/4"	F	Wood	STAIN			G-30	F3	H.M.	PAINT	J-1	H-1		29
A147A	CLASSROOM	A147	CLASSROOM	A148		3'-0"	7'-0"	1 3/4"	F	Wood	STAIN			G-30	F1	H.M.	PAINT	J-1	H-1		30
A148	CORRIDOR	A150	CLASSROOM	A148		3'-0"	7'-0"	1 3/4"	F	Wood	STAIN			G-30	F3	H.M.	PAINT	J-1	H-1		29
A148A	CLASSROOM	A148	CLASSROOM	A149		3'-0"	7'-0"	1 3/4"	F	Wood	STAIN			G-30	F1	H.M.	PAINT	J-1	H-1		30
A149	CORRIDOR	A150	CLASSROOM	A149		3'-0"	7'-0"	1 3/4"	F	Wood	STAIN			G-30	F3	H.M.	PAINT	J-1	H-1		29
A149A	CLASSROOM	A149	CORRIDOR	A160		3'-0"	7'-0"	1 3/4"	F	Wood	STAIN			G-30	F1	H.M.	PAINT	J-1	H-1		29.1
A151	CORRIDOR	A140	PLANNING	A151		3'-0"	7'-0"	1 3/4"	F	Wood	STAIN				F1	H.M.	PAINT	J-1	H-1		29.1
A151A	CORRIDOR	A150	PLANNING	A151		3'-0"	7'-0"	1 3/4"	F	Wood	STAIN				F1	H.M.	PAINT	J-1	H-1		29.1
A153	CORRIDOR	A150	STOR	A153		3'-0"	7'-0"	1 3/4"	F	H.M.	STAIN				F1	H.M.	PAINT	J-1	H-1		57
A154	CORRIDOR	A140	ELEC	A154		3'-0"	7'-0"	1 3/4"	F	H.M.	PAINT				F1	H.M.	PAINT	J-1	H-1		53
A155	CORRIDOR	A140	COMPUTER	A155		3'-0"	7'-0"	1 3/4"	F	Wood	STAIN			G-30	F3	H.M.	PAINT	J-1	H-1		29
A155A	CORRIDOR	A150	COMPUTER	A155		3'-0"	7'-0"	1 3/4"	F	Wood	STAIN			G-30	F3	H.M.	PAINT	J-1	H-1		29
A160A	CORRIDOR	A160	STAIR #A3	SA3.1	P	3'-4"	7'-0"	1 3/4"	N	H.M.	PAINT	TYPE D	90 MIN		F2	H.M.	PAINT	J-2	H-2		22
A160B	CORRIDOR	A160	STAIR #A2	SA2.1	P	3'-4"	7'-0"	1 3/4"	N	H.M.	PAINT	TYPE D	90 MIN		F2	H.M.	PAINT	J-2	H-2		22
A160C	STAIR #B1	SB1.1	CORRIDOR	B170	P	3'-4"	7'-0"	1 3/4"	N	H.M.	PAINT	TYPE D	90 MIN		F2	H.M.	PAINT	J-2	H-2		22
A161	CORRIDOR	A160	STEP 1	A161		3'-0"	7'-0"	1 3/4"	F	Wood	STAIN			G-30	F3	H.M.	PAINT	J-1	H-1		29
A161A	STEP 1	A161	STEP 1	A161				0"							F1a	H.M.	PAINT	J-3	H-3		N/A
A162	CORRIDOR	A160	STEP CL.	A162		3'-0"	7'-0"	1 3/4"	F	Wood	STAIN			G-30	F1	H.M.	PAINT	J-1	H-1		29
A162A	STEP 1	A161	STEP CL.	A162		3'-0"	7'-0"	1 3/4"	F	Wood	STAIN			G-30	F1	H.M.	PAINT	J-1	H-1		26
A163	CORRIDOR	A160	BOYS	A163				0"							F1a	H.M.	PAINT	J-3	H-3		N/A
A164	JAN.	A164	CORRIDOR	A160		3'-6"	7'-0"	1 3/4"	F	H.M.	PAINT				F1	H.M.	PAINT	J-1	H-1		57
A164.1	CHASE	A164.1	JAN.	A164		2'-6"	7'-0"	1 3/4"	F	H.M.	PAINT				F1	H.M.	PAINT	J-1	H-1		41
A165	CORRIDOR	A160	GIRLS	A165				0"							F1a	H.M.	PAINT	J-3	H-3		N/A
A166	CORRIDOR	A160	CLASSROOM	A166		3'-0"	7'-0"	1 3/4"	F	Wood	STAIN			G-30	F3	H.M.	PAINT	J-1	H-1		29
A166A	CLASSROOM	A170	CLASSROOM	A166		3'-0"	7'-0"	1 3/4"	F	Wood	STAIN			G-30	F1	H.M.	PAINT	J-1	H-1		30
A167	CORRIDOR	A160	STORAGE	A167		3'-0"	7'-0"	1 3/4"	F	Solid Wood	STAIN				F1	H.M.	PAINT	J-1	H-1		57
A168	CORRIDOR	A160	MEN	A168		3'-0"	7'-0"	1 3/4"	F	Wood	STAIN				F1	H.M.	PAINT	J-1	H-1		44.1
A169	CORRIDOR	A160	WOMEN	A169		3'-0"	7'-0"	1 3/4"	F	Wood	STAIN				F1	H.M.	PAINT	J-1	H-1		44.1
A169A	CLASSROOM	A171	CLASSROOM	A170		3'-0"	7'-0"	1 3/4"	F	Wood	STAIN			G-30	F1	H.M.	PAINT	J-1	H-1		30
A170	CORRIDOR	A160	CLASSROOM	A170		3'-0"	7'-0"	1 3/4"	F	Wood	STAIN			G-30	F3	H.M.	PAINT	J-1	H-1		29
A171	CORRIDOR	A160	CLASSROOM	A171		3'-0"	7'-0"	1 3/4"	F	Wood	STAIN			G-30	F3	H.M.	PAINT	J-1	H-1		29
A172	CORRIDOR	A160	CLASSROOM	A172		3'-0"	7'-0"	1 3/4"	F	Wood	STAIN			G-30	F3	H.M.	PAINT	J-1	H-1		29
A173	CORRIDOR	A160	PLANNING	A173		3'-0"	7'-0"	1 3/4"	F	Solid Wood	STAIN			G-30	F1	H.M.	PAINT	J-1	H-1		29.1
A174	CORRIDOR	A160	MEN	A174		3'-0"	7'-0"	1 3/4"	F	Solid Wood	STAIN				F1	H.M.	PAINT	J-1	H-1		44.1
A175	CORRIDOR	A160	WOMEN	A175		3'-0"	7'-0"	1 3/4"	F	Wood	STAIN				F1	H.M.	PAINT	J-1	H-1		44.1
A176	CORRIDOR	A160	SPEECH	A176		3'-0"	7'-0"	1 3/4"	F	Wood	STAIN			G-30	F3	H.M.	PAINT	J-1	H-1		29
A177	CORRIDOR	A160	CLASSROOM	A177		3'-0"	7'-0"	1 3/4"	F	Wood	STAIN				F3	H.M.	PAINT	J-1	H-1		29
A180	GIRLS	A180	CORRIDOR	A160				0"							F1a	H.M.		J-3	H-3		N/A
A181	CORRIDOR	A160	TLT	A181		3'-0"	7'-0"	1 3/4"	F	Wood	STAIN				F1	H.M.	PAINT	J-1	H-1		44.1
A181.1	CHASE	A181.1	TLT	A181		2'-6"	7'-0"	1 3/4"	F	H.M.	PAINT				F1	H.M.	PAINT	J-1	H-1		57
A182	BOYS	A182	CORRIDOR	A160				0"							F1a	H.M.		J-3	H-3		N/A
A183	CORRIDOR	A160	MACH	A183		3'-6"	7'-0"	1 3/4"	F	H.M.	PAINT		90 MIN		F1	H.M.	PAINT	J-2	H-2		57
A184	RECEIVING	B180.1	GENERAL SUPPLY	A184	P	3'-0"	7'-0"	1 3/4"	F	H.M.	PAINT				F2	H.M.	PAINT	J-1	H-1		58
A185	RECEIVING	B180.1	CUSTODIAN	A185		3'-0"	7'-0"	1 3/4"	F	H.M.	PAINT				F1	H.M.	PAINT	J-1	H-1		26
A185.1	CUSTODIAN	A185	CUST. TLT	A185.1		3'-0"	7'-0"	1 3/4"	F	H.M.	PAINT				F1	H.M.	PAINT	J-1	H-1		44
A186	RECEIVING	B180.1	RECYCLE/ TRASH	A186	P	3'-0"	7'-0"	1 3/4"	F	H.M.	PAINT				F2	H.M.	PAINT	J-1	H-1		13
A187	CORRIDOR	A187	CORRIDOR	A160	P	3'-0"	7'-0"	1 3/4"	N	Wood	STAIN	TYPE B			F2	H.M.	PAINT	J-1	H-1		17
A188	CORRIDOR	A187	KITCHEN WOMEN	A188		3'-0"	7'-0"	1 3/4"	F	Wood	STAIN				F1	H.M.	PAINT	J-1	H-1		44.1
A189	CORRIDOR	A187	KITCHEN MEN	A189		3'-0"	7'-0"	1 3/4"	F	Wood	STAIN				F1	H.M.	PAINT	J-1	H-1		44.1
A190	CORRIDOR	B180	LAUNDRY	A190		3'-0"	7'-0"	1 3/4"	F	H.M.	STAIN				F1	H.M.	PAINT	J-1	H-1		57

DOOR SCHEDULE FIRST FLOOR SECTION B

Door #	From Room	Room #	To Room	Room #	Pair	Door Width	Door Height	Door Thickness	Door Type	Door Material	Door Finish	Door Glass	Door Label	AR / STC	Frame Type	Frame Mat'l	Frame Finish	Frame Jamb	Frame Head	Remarks	Hardware
B100	MAIN LOBBY	B100	VESTIBULE	B100.1	P	3'-3 3/4"	7'-0"	1 3/4"	AL2	Accent Aluminum	See Spec.					Aluminum	See Spec.				8
B100A	MAIN LOBBY	B100	VESTIBULE	B100.1	P	3'-3 3/4"	7'-0"	1 3/4"	AL2	Accent Aluminum	See Spec.					Aluminum	See Spec.				8
B100B	MAIN LOBBY	B100	VESTIBULE	B100.1	P	3'-3 3/4"	7'-0"	1 3/4"	AL2	Accent Aluminum	See Spec.					Aluminum	See Spec.				8
B100C	VESTIBULE	B160.1	MAIN LOBBY	B100	P	3'-0"	7'-0"	1 3/4"	F	Solid Wood	P.LAM.				S8	Aluminum	See Spec.				17.1
B101	MAIN LOBBY	B100	GEN OFFICE	B101		3'-0"	7'-0"	2"	AL1	Aluminum	See Spec.			G-30	S10	Aluminum	See Spec.				29.1
B101A	GEN OFFICE	B101	GEN OFFICE	B101		3'-0"	7'-0"	1 3/4"	F	Wood	STAIN				F1	H.M.	PAINT	J-1	H-1		26
B102	GEN OFFICE	B101	PRINCIPAL	B102		3'-0"	7'-0"	1 3/4"	F	Wood	STAIN			G-30	F4	H.M.	PAINT	J-1	H-1		26
B102.1	PRINCIPAL	B102	CL	B102.1		2'-6"	7'-0"	1 3/4"	F	Wood	STAIN				F1	H.M.	PAINT	J-1	H-1		40
B103	CORR.	B113	SRO OFFICE	B103		3'-0"	7'-0"	1 3/4"	F	Wood	STAIN			G-30	F4	H.M.	PAINT	J-1	H-1		26
B104	CORR.	B113	GUIDANCE OFFICE	B104		3'-0"	7'-0"	1 3/4"	F	Wood	STAIN			G-30	F4	H.M.	PAINT	J-1	H-1		26
B105	TLT	B105	CORR.	B113		3'-0"	7'-0"	1 3/4"	F	H.M.	STAIN				F1	H.M.	PAINT	J-1	H-1		44
B106	CORR.	B113	CONF.	B106		3'-0"	7'-0"	1 3/4"	F	Wood	STAIN			G-30	F4	H.M.	PAINT	J-1	H-1		26
B107	CORR.	B113	CONF.	B107		3'-0"	7'-0"	1 3/4"	F	Wood	STAIN			G-30	F4	H.M.	PAINT	J-1	H-1		26
B108	CORR.	B113	VAULT	B108		3'-0"	7'-0"	1 3/4"	F	Wood	STAIN				F1	H.M.	PAINT	J-1	H-1		57
B110	CORRIDOR	B110	MAIN LOBBY	B100	P	3'-6"	7'-0"	1 3/4"	N	Wood	STAIN	TYPE B	90 MIN		F2	H.M.	PAINT	J-1	H-1		22
B110A	CORRIDOR	B110	STAIR #B3	SB3.1	P	3'-6"	7'-0"	1 3/4"	N	Wood	STAIN	TYPE B	90 MIN		F2	H.M.	PAINT	J-2	H-2		22
B111	IQ CLERK OFFICE	B111	GEN OFFICE	B101		3'-0"	7'-0"	1 3/4"	F	Wood	STAIN				F4	H.M.	PAINT	J-1	H-1		26
B112	CORRIDOR	B110	ELECTRIC	B112		3'-0"	7'-0"	1 3/4"	F	H.M.	PAINT				F1	H.M.	PAINT	J-1	H-1		53
B112.1	EMERG ELEC	B112.1	CORRIDOR	B110		3'-0"	7'-0"	1 3/4"	F	H.M.	PAINT				F1	H.M.	PAINT	J-1	H-1		53
B113	CORRIDOR	B110	CORR.	B113		3'-0"	7'-0"	1 3/4"	F	Solid Wood	STAIN				F1	H.M.	PAINT	J-1	H-1		29.1

Door #	From Room	Room #	To Room	Room #	Pair	Door Width	Door Height	Door Thickness	Door Type	Door Material	Door Finish	Door Glass	Door Label	AR / STC	Frame Type	Frame Mat'l	Frame Finish	Frame Jamb	Frame Head	Remarks	Hardware
B113A	VESTIBULE	B100.1	GEN OFFICE	B101		3'-0"	7'-0"	2"	AL1	Aluminum	See Spec.			G-30	S14	Aluminum	See Spec.				55
B115	CORRIDOR	B110	WAIT	B115		3'-0"	7'-0"	1 3/4"	F	Solid Wood	STAIN				F1	H.M.	PAINT	J-1	H-1		29.1
B115.1	WAIT	B115	MED RM	B115.1		3'-0"	7'-0"	1 3/4"	F	Wood	STAIN			G-30	F1	H.M.	PAINT	J-1	H-1		47
B115.2	WAIT	B115	EXAM	B115.2		3'-0"	7'-0"	1 3/4"	F	Wood	STAIN			G-30	F1	H.M.	PAINT	J-1	H-1		46
B115.3	CL	B115.3	WAIT	B115	P	2'-2 1/2"	7'-0"	1 3/4"	F	Wood	STAIN				F2	H.M.	PAINT	J-1	H-1		39
B115.4	WAIT	B115	EXAM	B115.4		3'-0"	7'-0"	1 3/4"	F	Wood	STAIN			G-30	F1	H.M.	PAINT	J-1	H-1		46
B116	WAIT	B115	CLIN	B116		3'-0"	7'-0"	1 3/4"	F	Wood	STAIN			G-30	F1	H.M.	PAINT	J-1	H-1		26
B117	WAIT	B115	NURSE	B117		3'-0"	7'-0"	1 3/4"	F	Wood	STAIN			G-30	F1	H.M.	PAINT	J-1	H-1		26
B119	CORRIDOR	B120	TLT	B119		3'-0"	7'-0"	1 3/4"	F	Wood	STAIN				F1	H.M.	PAINT	J-1	H-1		44
B119.1	CORRIDOR	B120	TLT	B119.1		3'-0"	7'-0"	1 3/4"	F	Solid Wood	STAIN				F1	H.M.	PAINT	J-1	H-1		44
B120.1	EXAM	B120.1	CORRIDOR	B120		3'-0"	7'-0"	1 3/4"	F	H.M.	STAIN			G-30	F1	H.M.	PAINT	J-1	H-1		46
B120.2	CL	B120.2	CORRIDOR	B120	P	2'-2 1/2"	7'-0"	1 3/4"	F	Wood	STAIN				F2	H.M.	PAINT	J-1	H-1		39
B120.3	EXAM	B120.3	CORRIDOR	B120		3'-0"	7'-0"	1 3/4"	F	Wood	STAIN			G-30	F1	H.M.	PAINT	J-1	H-1		46
B120.4	CLEAN SUPPLY	B120.4	CORRIDOR	B120		3'-0"	7'-0"	1 3/4"	F	Wood	STAIN				F1	H.M.	PAINT	J-1	H-1		27
B121	CORRIDOR	B120	CLIN	B121		3'-0"	7'-0"	1 3/4"	F	Wood	STAIN			G-30	F1	H.M.	PAINT	J-1	H-1		26
B122	CORRIDOR	B120	CLIN	B122		3'-0"	7'-0"	1 3/4"	F	Wood	STAIN			G-30	F1	H.M.	PAINT	J-1	H-1		26
B123	CORRIDOR	B120	CLIN	B123		3'-0"	7'-0"	1 3/4"	F	Wood	STAIN			G-30	F1	H.M.	PAINT	J-1	H-1		26
B124	CORRIDOR	B120	SOILED	B124		3'-0"	7'-0"	1 3/4"	F	Wood	STAIN				F1	H.M.	PAINT	J-1	H-1		57
B124.1	SOILED	B124	JAN.	B124.1		3'-0"	7'-0"	1 3/4"	F	H.M.	PAINT				F1	H.M.	PAINT	J-1	H-1		57
B125	WAIT	B126	STOR.	B125		3'-0"	7'-0"	1 3/4"	F	Wood	STAIN			G-30	F1	H.M.	PAINT	J-1	H-1		57
B126	VESTIBULE	B130.1	WAIT	B126		3'-0"	7'-0"	2"	N	H.M.	PAINT	TYPE B			F1	H.M.	PAINT	J-1	H-1		55
B126.1	WAIT	B126	TLT	B126.1		3'-0"	7'-0"	1 3/4"	F	H.M.	STAIN				F1	H.M.	PAINT	J-1	H-1		44
B126.2	WAIT	B126	TLT	B126.2		3'-0"	7'-0"	1 3/4"	F	Wood	STAIN				F1	H.M.	PAINT	J-1	H-1		44
B127	CORRIDOR	B110	FOOD PANTRY	B127		3'-0"	7'-0"	1 3/4"	F	Wood	STAIN				F1	H.M.	PAINT	J-1	H-1		29
B127A	CORRIDOR	B120	FOOD PANTRY	B127		3'-0"	7'-0"	1 3/4"	F	Wood	STAIN				F1	H.M.	PAINT	J-1	H-1		26
B128	CORRIDOR	B110	MULTI PURPOSE RM	B128		3'-0"	7'-0"	1 3/4"	F	Wood	STAIN			G-30	F1	H.M.	PAINT	J-1	H-1		29.1
B128A	MULTI PURPOSE RM	B128	CORRIDOR	B120		3'-0"	7'-0"	1 3/4"	F	Solid Wood	STAIN			G-30	F1	H.M.	PAINT	J-1	H-1		26
B130	STAIR #B3	SB3.1	CORRIDOR	B130	P	3'-0"	7'-0"	1 3/4"	N	H.M.	PAINT	TYPE D	90 MIN		F2	H.M.	PAINT	J-2	H-2		22
B130.1	STAIR #B3	SB3.1	VESTIBULE	B130.1	P	3'-0"	7'-0"	1 3/4"	N	H.M.	PAINT	TYPE D	90 MIN		F2	H.M.	PAINT	J-1	H-1		10
B130.2	CORRIDOR	B130	STAIR #B4	SB4.1	P	3'-0"	7'-0"	1 3/4"	N	H.M.	PAINT	TYPE D	90 MIN		F2	H.M.	PAINT	J-2	H-2		22
B131	CORRIDOR	B130	COMM. OFFICE & STORAGE	B131		3'-0"	7'-0"	1 3/4"	F	H.M.	PAINT				F1	H.M.	PAINT	J-1	H-1		29
B132	CORRIDOR	B130	PE STORAGE	B132	P	3'-0"	8'-0"	1 3/4"	F	H.M.	PAINT				F2	H.M.	PAINT	J-1	H-1		39
B133	CORRIDO

DOOR SCHEDULE SECOND FLOOR SECTION A

Door #	From Room	Room #	To Room	Room #	Pair	Door Width	Door Height	Door Thickness	Door Type	Door Material	Door Finish	Door Class	Door Label	AR / STC	Frame Type	Frame Matl	Frame Finish	Frame Jamb	Frame Head	Remarks	Hardware
A200	CORRIDOR	A200	STAIR #A1	SA1.2		3'-6"	7'-0"	1 3/4"	N	H.M.	PAINT	TYPE D	90 MIN		F1	H.M.	PAINT	J-2	H-2		24
A201	CORRIDOR	A260	AP	A201		3'-0"	7'-0"	1 3/4"	F	Wood	STAIN			G-30	F3	H.M.	PAINT	J-1	H-1		29.1
A201.1	AP	A201	ADJ. COUNS.	A201.1		3'-0"	7'-0"	1 3/4"	F	Wood	STAIN			G-30	F4	H.M.	PAINT	J-1	H-1		26
A201.2	AP	A201	AP	A201.2		3'-0"	7'-0"	1 3/4"	F	Wood	STAIN			G-30	F4	H.M.	PAINT	J-1	H-1		26
A202	CORRIDOR	A200	CLASSROOM	A202		3'-0"	7'-0"	1 3/4"	F	Wood	STAIN			G-30	F3	H.M.	PAINT	J-1	H-1		29
A203	CORRIDOR	A200	SPED INCLUSION	A203		3'-0"	7'-0"	1 3/4"	F	Wood	STAIN			G-30	F3	H.M.	PAINT	J-1	H-1		29
A203A	SPED INCLUSION	A203	CLASSROOM	A202		3'-0"	7'-0"	1 3/4"	F	Wood	STAIN			G-30	F1	H.M.	PAINT	J-1	H-1		30
A204	CORRIDOR	A200	CLASSROOM	A204		3'-0"	7'-0"	1 3/4"	F	Wood	STAIN			G-30	F3	H.M.	PAINT	J-1	H-1		29
A204A	CLASSROOM	A204	SPED INCLUSION	A203		3'-0"	7'-0"	1 3/4"	F	Wood	STAIN			G-30	F1	H.M.	PAINT	J-1	H-1		30
A206	CORRIDOR	A210	CLASSROOM	A206		3'-0"	7'-0"	1 3/4"	F	Wood	STAIN			G-30	F3	H.M.	PAINT	J-1	H-1		29
A207	SCIENCE LAB	A207	CORRIDOR	A210		3'-0"	7'-0"	1 3/4"	F	Wood	STAIN			G-30	F3	H.M.	PAINT	J-1	H-1		29.2
A207A	SCIENCE LAB	A207	CORRIDOR	A210		3'-0"	7'-0"	1 3/4"	F	Wood	STAIN			G-30	F3	H.M.	PAINT	J-1	H-1		29.2
A208	SCIENCE LAB	A207	PREP	A208		3'-0"	7'-0"	2"	N	Wood	STAIN	TYPE B			F1	H.M.	PAINT	J-1	H-1		35
A209	CORRIDOR	A210	SPED RESOURCE	A209		3'-0"	7'-0"	1 3/4"	F	Wood	STAIN			G-30	F3	H.M.	PAINT	J-1	H-1		29
A209A	SPED RESOURCE	A209	CORRIDOR	A260		3'-0"	7'-0"	1 3/4"	F	Wood	STAIN			G-30	F1	H.M.	PAINT	J-1	H-1		29.1
A211	CORRIDOR	A200	PLANNING	A211		3'-0"	7'-0"	1 3/4"	F	Wood	STAIN				F1	H.M.	PAINT	J-1	H-1		29.1
A211A	CORRIDOR	A210	PLANNING	A211		3'-0"	7'-0"	1 3/4"	F	Wood	STAIN				F1	H.M.	PAINT	J-1	H-1		29.1
A213	CORRIDOR	A210	SERVER ROOM	A213		3'-0"	7'-0"	1 3/4"	F	H.M.	PAINT				F1	H.M.	PAINT	J-1	H-1		55
A214	CORRIDOR	A210	ELECTRIC	A214		3'-0"	7'-0"	1 3/4"	F	H.M.	PAINT		90 MIN		F1	H.M.	PAINT	J-2	H-2		53
A215	CORRIDOR	A260	TECHNICAL SERVICES	A215		3'-0"	7'-0"	1 3/4"	F	Wood	STAIN				F1	H.M.	PAINT	J-1	H-1		29.1
A215.1	TECHNICAL SERVICES	A215	SERVER ROOM	A213		3'-0"	7'-0"	1 3/4"	F	H.M.	PAINT				F1	H.M.	PAINT	J-1	H-1		55
A216	CORRIDOR	A210	EM ELEC	A216		3'-0"	7'-0"	1 3/4"	F	H.M.	PAINT		90 MIN		F1	H.M.	PAINT	J-2	H-2		53
A221	CORRIDOR	A220	CLASSROOM	A221		3'-0"	7'-0"	1 3/4"	F	Wood	STAIN			G-30	F3	H.M.	PAINT	J-1	H-1		29
A221A	CLASSROOM	A221	CORRIDOR	A260		3'-0"	7'-0"	1 3/4"	F	Wood	STAIN			G-30	F1	H.M.	PAINT	J-1	H-1		29.1
A222	CORRIDOR	A220	CLASSROOM	A222		3'-0"	7'-0"	1 3/4"	F	Wood	STAIN			G-30	F3	H.M.	PAINT	J-1	H-1		29
A222A	CLASSROOM	A222	CLASSROOM	A221		3'-0"	7'-0"	1 3/4"	F	Wood	STAIN			G-30	F1	H.M.	PAINT	J-1	H-1		30
A223	CORRIDOR	A220	SPED INCLUSION	A223		3'-0"	7'-0"	1 3/4"	F	Wood	STAIN			G-30	F3	H.M.	PAINT	J-1	H-1		29
A223A	SPED INCLUSION	A223	CLASSROOM	A222		3'-0"	7'-0"	1 3/4"	F	Wood	STAIN			G-30	F1	H.M.	PAINT	J-1	H-1		30
A224	CORRIDOR	A220	CLASSROOM	A224		3'-0"	7'-0"	1 3/4"	F	Wood	STAIN			G-30	F3	H.M.	PAINT	J-1	H-1		29
A224A	CLASSROOM	A224	SPED INCLUSION	A223		3'-0"	7'-0"	1 3/4"	F	Wood	STAIN			G-30	F1	H.M.	PAINT	J-1	H-1		30
A226	CORRIDOR	A230	CLASSROOM	A226		3'-0"	7'-0"	1 3/4"	F	Wood	STAIN			G-30	F3	H.M.	PAINT	J-1	H-1		29
A226A	CLASSROOM	A227	CLASSROOM	A226		3'-0"	7'-0"	1 3/4"	F	Wood	STAIN			G-30	F1	H.M.	PAINT	J-1	H-1		30
A227	CORRIDOR	A230	CLASSROOM	A227		3'-0"	7'-0"	1 3/4"	F	Wood	STAIN			G-30	F3	H.M.	PAINT	J-1	H-1		29
A227A	CLASSROOM	A227	CLASSROOM	A228		3'-0"	7'-0"	1 3/4"	F	Wood	STAIN			G-30	F1	H.M.	PAINT	J-1	H-1		30
A228	CORRIDOR	A230	CLASSROOM	A228		3'-0"	7'-0"	1 3/4"	F	Wood	STAIN			G-30	F3	H.M.	PAINT	J-1	H-1		29
A228A	CLASSROOM	A228	SPED RESOURCE	A229		3'-0"	7'-0"	1 3/4"	F	Wood	STAIN			G-30	F1	H.M.	PAINT	J-1	H-1		30
A229	CORRIDOR	A230	SPED RESOURCE	A229		3'-0"	7'-0"	1 3/4"	F	Wood	STAIN			G-30	F3	H.M.	PAINT	J-1	H-1		29
A229A	SPED RESOURCE	A229	CORRIDOR	A260		3'-0"	7'-0"	1 3/4"	F	Wood	STAIN			G-30	F1	H.M.	PAINT	J-1	H-1		29.1
A231	CORRIDOR	A220	PLANNING	A231		3'-0"	7'-0"	1 3/4"	F	Wood	STAIN				F1	H.M.	PAINT	J-1	H-1		29.1
A231A	CORRIDOR	A230	PLANNING	A231		3'-0"	7'-0"	1 3/4"	F	Wood	STAIN				F1	H.M.	PAINT	J-1	H-1		29.1
A233	CORRIDOR	A230	ELEC.	A233		3'-0"	7'-0"	1 3/4"	F	H.M.	PAINT				F1	H.M.	PAINT	J-1	H-1		53
A234	CORRIDOR	A220	DATA	A234		3'-0"	7'-0"	1 3/4"	F	H.M.	PAINT				F1	H.M.	PAINT	J-1	H-1		55
A235	CORRIDOR	A260	SCIENCE COMMON	A235		3'-0"	7'-0"	1 3/4"	F	Wood	STAIN				F3	H.M.	PAINT	J-1	H-1		29
A236	CORRIDOR	A230	EM ELEC	A236		3'-0"	7'-0"	1 3/4"	F	H.M.	PAINT		90 MIN		F1	H.M.	PAINT	J-2	H-2		53
A241	CORRIDOR	A240	RESOURCE/ INCLUSION	A241		3'-0"	7'-0"	1 3/4"	F	Wood	STAIN			G-30	F3	H.M.	PAINT	J-1	H-1		29
A241A	RESOURCE/ INCLUSION	A241	CORRIDOR	A260		3'-0"	7'-0"	1 3/4"	F	Wood	STAIN			G-30	F1	H.M.	PAINT	J-1	H-1		29.1
A242	CLASSROOM	A242	CORRIDOR	A240		3'-0"	7'-0"	1 3/4"	F	Wood	STAIN			G-30	F3	H.M.	PAINT	J-1	H-1		29
A242A	CLASSROOM	A242	RESOURCE/ INCLUSION	A241		3'-0"	7'-0"	1 3/4"	F	Wood	STAIN			G-30	F1	H.M.	PAINT	J-1	H-1		30
A243	CORRIDOR	A240	CLASSROOM	A243		3'-0"	7'-0"	1 3/4"	F	Wood	STAIN			G-30	F3	H.M.	PAINT	J-1	H-1		29
A243A	CLASSROOM	A243	CLASSROOM	A242		3'-0"	7'-0"	1 3/4"	F	Wood	STAIN			G-30	F1	H.M.	PAINT	J-1	H-1		30
A244	CORRIDOR	A240	CLASSROOM	A244		3'-0"	7'-0"	1 3/4"	F	Wood	STAIN			G-30	F3	H.M.	PAINT	J-1	H-1		29
A244A	CLASSROOM	A244	CLASSROOM	A243		3'-0"	7'-0"	1 3/4"	F	Wood	STAIN			G-30	F1	H.M.	PAINT	J-1	H-1		30
A246	CORRIDOR	A250	CLASSROOM	A246		3'-0"	7'-0"	1 3/4"	F	Wood	STAIN			G-30	F3	H.M.	PAINT	J-1	H-1		29
A246A	CLASSROOM	A247	CLASSROOM	A246		3'-0"	7'-0"	1 3/4"	F	Wood	STAIN			G-30	F1	H.M.	PAINT	J-1	H-1		30
A247	CORRIDOR	A250	CLASSROOM	A247		3'-0"	7'-0"	1 3/4"	F	Wood	STAIN			G-30	F3	H.M.	PAINT	J-1	H-1		29
A247A	CLASSROOM	A247	CLASSROOM	A248		3'-0"	7'-0"	1 3/4"	F	Wood	STAIN			G-30	F1	H.M.	PAINT	J-1	H-1		30
A248	CORRIDOR	A250	CLASSROOM	A248		3'-0"	7'-0"	1 3/4"	F	Wood	STAIN			G-30	F3	H.M.	PAINT	J-1	H-1		29
A248A	CLASSROOM	A248	CLASSROOM	A249		3'-0"	7'-0"	1 3/4"	F	Wood	STAIN			G-30	F1	H.M.	PAINT	J-1	H-1		30
A249	CORRIDOR	A250	CLASSROOM	A249		3'-0"	7'-0"	1 3/4"	F	Wood	STAIN			G-30	F3	H.M.	PAINT	J-1	H-1		29
A249A	CLASSROOM	A249	CORRIDOR	A260		3'-0"	7'-0"	1 3/4"	F	Wood	STAIN			G-30	F1	H.M.	PAINT	J-1	H-1		29.1
A251	CORRIDOR	A240	PLANNING	A251		3'-0"	7'-0"	1 3/4"	F	Wood	STAIN				F1	H.M.	PAINT	J-1	H-1		29.1
A251A	CORRIDOR	A250	PLANNING	A251		3'-0"	7'-0"	1 3/4"	F	Wood	STAIN				F1	H.M.	PAINT	J-1	H-1		29.1
A253	CORRIDOR	A250	EM ELEC	A253		3'-0"	7'-0"	1 3/4"	F	H.M.	PAINT		90 MIN		F1	H.M.	PAINT	J-2	H-2		53
A255	CORRIDOR	A240	COMPUTER	A255		3'-0"	7'-0"	1 3/4"	F	Wood	STAIN				F3	H.M.	PAINT	J-1	H-1		29
A255A	CORRIDOR	A250	COMPUTER	A255		3'-0"	7'-0"	1 3/4"	F	Wood	STAIN				F3	H.M.	PAINT	J-1	H-1		29
A260A	CORRIDOR	A260	STAIR #A3	SA3.2	P	3'-4"	7'-0"	1 3/4"	N	H.M.	PAINT	TYPE D	90 MIN		F2	H.M.	PAINT	J-2	H-2		22
A260B	CORRIDOR	A260	STAIR #A2	SA2.2	P	3'-4"	7'-0"	1 3/4"	N	H.M.	PAINT	TYPE D	90 MIN		F2	H.M.	PAINT	J-2	H-2		22
A260C	STAIR #B1	SB1.2	CORRIDOR	B270	P	3'-4"	7'-0"	1 3/4"	N	H.M.	PAINT	TYPE D	90 MIN		F2	H.M.	PAINT	J-2	H-2		22
A261	CORRIDOR	A260	STEP 2	A261		3'-0"	7'-0"	1 3/4"	F	Wood	STAIN			G-30	F3	H.M.	PAINT	J-1	H-1		29
A262	CORRIDOR	A260	ELEC.	A262		3'-0"	7'-0"	1 3/4"	F	H.M.	PAINT				F1	H.M.	PAINT	J-1	H-1		53
A262.1	CORRIDOR	A260	DATA	A262.1		3'-6"	7'-0"	1 3/4"	F	H.M.	PAINT				F1	H.M.	PAINT	J-1	H-1		55
A263	CORRIDOR	A260	BOYS	A263				0"							F1a	H.M.	PAINT	J-3	H-3		N/A
A264	JAN.	A264	CORRIDOR	A260		3'-6"	7'-0"	1 3/4"	F	H.M.	PAINT				F1	H.M.	PAINT	J-1	H-1		57
A264.1	JAN.	A264	CHASE	A264.1		2'-6"	7'-0"	1 3/4"	F	H.M.	PAINT				F1	H.M.	PAINT	J-1	H-1		41
A265	CORRIDOR	A260	GIRLS	A265				0"							F1a	H.M.	PAINT	J-3	H-3		N/A
A266	SCIENCE LAB	A266	CORRIDOR	A260		3'-0"	7'-0"	1 3/4"	F	Wood	STAIN			G-30	F3	H.M.	PAINT	J-1	H-1		29.2
A266A	SCIENCE LAB	A266	CORRIDOR	A260		3'-0"	7'-0"	1 3/4"	F	Wood	STAIN			G-30	F3	H.M.	PAINT	J-1	H-1		29.2
A267	CORRIDOR	A260	MEN	A267		3'-0"	7'-0"	1 3/4"	F	H.M.	STAIN				F1	H.M.	PAINT	J-1	H-1		44.1
A268	CORRIDOR	A260	WOMEN	A268		3'-0"	7'-0"	1 3/4"	F	Wood	STAIN				F1	H.M.	PAINT	J-1	H-1		44.1
A269	SCIENCE LAB	A270	PREP	A269		3'-0"	7'-0"	2"	N	Wood	STAIN	TYPE B		G-30	F1	H.M.	PAINT	J-1	H-1		31
A269A	SCIENCE LAB	A266	PREP	A269		3'-0"	7'-0"	2"	N	Wood	STAIN	TYPE B		G-30	F1	H.M.	PAINT	J-1	H-1		31
A270	SCIENCE LAB	A270	CORRIDOR	A260		3'-0"	7'-0"	1 3/4"	F	Wood	STAIN			G-30	F3	H.M.	PAINT	J-1	H-1		29.2
A270A	SCIENCE LAB	A270	CORRIDOR	A260		3'-0"	7'-0"	1 3/4"	F	Wood	STAIN			G-30	F3	H.M.	PAINT	J-1	H-1		29.2
A271	SCIENCE LAB	A271	CORRIDOR	A260		3'-0"	7'-0"	1 3/4"	F	Wood	STAIN			G-30	F3	H.M.	PAINT	J-1	H-1		29.2
A271A	SCIENCE LAB	A271	CORRIDOR	A260		3'-0"	7'-0"	1 3/4"	F	Wood	STAIN			G-30	F3	H.M.	PAINT	J-1	H-1		29.2
A272	SCIENCE LAB	A275	PREP	A272		3'-0"	7'-0"	2"	N	Wood	STAIN	TYPE B		G-30	F1	H.M.	PAINT	J-1	H-1		31
A272A	SCIENCE LAB	A271	PREP	A272		3'-0"	7'-0"	2"	N	Wood	STAIN	TYPE B		G-30	F1	H.M.	PAINT	J-1	H-1		31
A273	CORRIDOR	A260	MEN	A273		3'-0"	7'-0"	1 3/4"	F	Wood	STAIN				F1	H.M.	PAINT	J-1	H-1		44.1
A274	CORRIDOR	A260	WOMEN	A274		3'-0"	7'-0"	1 3/4"	F	Wood	STAIN				F1	H.M.	PAINT	J-1	H-1		44.1
A275	SCIENCE LAB	A275	CORRIDOR	A260		3'-0"	7'-0"	1 3/4"	F	Wood	STAIN			G-30	F3	H.M.	PAINT	J-1	H-1		29.2
A275A	SCIENCE LAB	A275	CORRIDOR	A260		3'-0"	7'-0"	1 3/4"	F	Wood	STAIN			G-30	F3	H.M.	PAINT	J-1	H-1		29.2
A280	GIRLS	A280	CORRIDOR	A260				0"							F1a	H.M.		J-3	H-3		N/A
A281	CORRIDOR	A260	TLT	A281		3'-0"	7'-0"	1 3/4"	F	Wood	STAIN				F1	H.M.	PAINT	J-1	H-1		44.1
A281.1	CHASE	A281.1	TLT	A281		2'-6"	7'-0"	1 3/4"	F	H.M.	PAINT				F1	H.M.	PAINT	J-1	H-1		41
A282	BOYS	A282	CORRIDOR	A260				0"							F1a	H.M.		J-3	H-3		N/A
A284	GUIDANCE WAITING	B296	RECORDS	A284		3'-0"	7'-0"	1 3/4"	F	Wood	STAIN				F1	H.M.	PAINT	J-1	H-1		57
A285	GUIDANCE WAITING	B296	CORRIDOR	A260	P	3'-0"	7'-0"	1 3/4"	FG2	Wood	STAIN	TYPE B			F2	H.M.	PAINT	J-1	H-1		17
A286	CORRIDOR	A260	S.E.L.C.	A286		3'-0"	7'-0"	1 3/4"	F	Wood	STAIN			G-30	F3	H.M.	PAINT	J-1	H-1		29
A287	MEDIA CENTER	B281	MCAS / OFFICE	A287		3'-0"	7'-0"	1 3/4"	F	Wood	STAIN			G-30	F1	H.M.	PAINT	J-1	H-1		26
A288	JAN	A288	GUIDANCE WAITING	B296		3'-0"	7'-0"	1 3/4"	F	Wood	STAIN				F1	H.M.	PAINT	J-1	H-1		57
ASA2.3	STAIR #A2	SA2.3	STAIR #A2	SA2.3		3'-6"	7'-0"	1 3/4"	N	H.M.	PAINT	TYPE D	90 MIN		F1	H.M.	PAINT	J-2	H-2		57

DOOR SCHEDULE SECOND FLOOR SECTION B

Door #	From Room	Room #	To Room	Room #	Pair	Door Width	Door Height	Door Thickness	Door Type	Door Material	Door Finish	Door Class	Door Label	AR / STC	Frame Type	Frame Matl	Frame Finish	Frame Jamb	Frame Head	Remarks	Hardware
B201	CORRIDOR	B210	ART & MUSIC PLANNING	B201		3'-0"	7'-0"	1 3/4"	F	Wood	STAIN				F3	H.M.	PAINT	J-1	H-1		29.1
B202	ART	B202	CORRIDOR	B210		3'-0"	7'-0"	1 3/4"	F	Wood	STAIN				F8	H.M.	PAINT	J-1	H-1		29.2
B202A	ART	B202	CORRIDOR	B210		3'-0"	7'-0"	1 3/4"	F	Wood	STAIN				F8	H.M.	PAINT	J-1	H-1		29.2
B202B	ART	B202	ART STOR	B202B		3'-0"	7'-0"	1 3/4"	F	Wood	STAIN				F1	H.M.	PAINT	J-1	H-1		35
B203	CORRIDOR	B210	KILN	B203	P	3'-0"	7'-0"	1 3/4"	F	Wood	STAIN				F2	H.M.	PAINT	J-1	H-1		58
B204	ART	B204	CORRIDOR	B210		3'-0"	7'-0"	1 3/4"	F	Wood	STAIN				F8	H.M.	PAINT	J-1	H-1		29.2
B204A	ART	B204	CORRIDOR	B210		3'-0"	7'-0"	1 3/4"	F	Wood	STAIN				F8	H.M.	PAINT	J-1	H-1		29.2
B204B	ART	B204	ART STOR	B204B		3'-0"	7'-0"	1 3/4"	F	H.M.	STAIN				F1	H.M.	PAINT	J-1	H-1		35
B205	CORRIDOR	B210	TOILET	B205		3'-0"	7'-0"	1 3/4"	F	Wood	STAIN				F1	H.M.	PAINT	J-1	H-1		44.1
B206	ART	B206	CORRIDOR	B210		3'-0"	7'-0"	1 3/4"	F	Wood	STAIN				F8	H.M.	PAINT	J-1	H-1		29.2
B206A	ART	B206	CORRIDOR	B210		3'-0"	7'-0"	1 3/4"	F	Wood	STAIN				F8	H.M.	PAINT	J-1	H-1		29.2
B206B	ART	B206	ART STOR	B206B		3'-0"	7'-0"	1 3/4"	F	H.M.	STAIN				F1	H.M.	PAINT	J-1	H-1		35
B210	CORRIDOR	B210	STAIR #B3	SB3.2	P	3'-6"	7'-0"	1 3/4"	N	H.M.	PAINT	TYPE D	90 MIN		F2	H.M.	PAINT	J-2	H-2		22
B270.1	CORRIDOR	B270	WOMEN	B270.1		3'-0"	7'-0"	1 3/4"	F	Solid Wood	P.LAM.				S7	Aluminum	See Spec.	6/A8.23			52
B271	CORRIDOR	B270	VEST.	B271		3'-0"	7'-0"	1 3/4"	F	Solid Wood	P.LAM.		90 MIN		S7	Aluminum	See Spec.	7/A8.23			21
B271A	UPPER AUDITORIUM	B275	VEST.	B271		3'-0"	7'-0"	1 3/4"	F	Wood	STAIN				F1	H.M.	PAINT	J-1	H-1		52.2
B272	CORRIDOR	B270	CONTROL BOOTH	B272		3'-0"	7'-0"	1 3/4"	F	Solid Wood	P.LAM.		90 MIN		S7	Aluminum	See Spec.				29
B273	VEST.	B273	CORRIDOR	B270		3'-0"	7'-0"	1 3/4"	F	Solid Wood	P.LAM.		90 MIN		S7	Aluminum	See Spec.	7/A8.23			21
B273A	UPPER AUDITORIUM	B275	VEST.	B273		3'-0"	7'-0"	1 3/4"	F	Wood	STAIN				F1	H.M.	PAINT	J-1	H-1		52.2
B274	MEN	B274	CORRIDOR	B270		3'-0"	7'-0"	1 3/4"	F	Solid Wood	P.LAM.				S7	Aluminum	See Spec.	6/A8.23			52
B275	UPPER AUDITORIUM	B275	CATWALK ACCESS	B276		2'-6"	7'-0"	1 3/4"	F	H.M.	PAINT				F1	H.M.	PAINT	J-1	H-1		57
B280	MEDIA CENTER	B281	CORRIDOR	B280		3'-0"	7'-0"	2"	AL1	Wood	STAIN				F1	H.M.	PAINT	J-1	H-1		21.2
B280A	CORRIDOR	B280	GUIDANCE WAITING	B296	P	3'-0"	7'-0"	1 3/4"	F	Wood	STAIN				F2	H.M.	PAINT	J-1	H-1		17
B281	MEDIA CENTER	B281	CORRIDOR	B270	P	3'-0"	7'-0"	1 3/4"	AL2	Aluminum	See Spec.			G-30	S15	Aluminum	See Spec.				17.1
B282	MEDIA CENTER	B281	SMALL GROUP	B282		3'-0"	7'-0"	1 3/4"	F	Wood	STAIN			G-30	F1	H.M.	PAINT	J-1	H-1		26
B283	MEDIA CENTER	B281	SMALL GROUP	B283		3'-0"	7'-0"	1 3/4"	F	Wood	STAIN			G-30	F1	H.M.	PAINT	J-1	H-1		26
B284	COMPUTER	B284	MEDIA CENTER	B281		3'-0"	7'-0"	1 3/4"	G	Wood	STAIN			G-30	F1	H.M.	PAINT	J-1	H-1		26
B285	WORK/ STORAGE	B285	MEDIA CENTER	B281		3'-0"	7'-0"	1 3/4"	F	Wood	STAIN				F1	H.M.	PAINT	J-1	H-1		27
B286	MEDIA CENTER	B281	LARGE GROUP SEMINAR	B286		3'-0"	7'-0"	1 3/4"	F	Wood	STAIN				F4	H.M.	PAINT	J-1	H-1		21
B286A	LARGE GROUP SEMINAR	B286	GUIDANCE WAITING	B296	P	3'-0"	7'-0"	1 3/4"	F	Wood	STAIN			G-30	F2	H.M.	PAINT	J-1	H-1		17.1
B287	CORRIDOR	B280	GUIDANCE OFFICE	B287		3'-0"	7'-0"	1 3/4"	F	Wood	STAIN			G-30	F4	H.M.	PAINT	J-1	H-1		26
B288	CORRIDOR	B280	GUIDANCE OFFICE	B288		3'-0"	7'-0"	1 3/4"	F	Wood	STAIN			G-30	F4	H.M.	PAINT	J-1	H-1		26
B289	CORRIDOR	B280	GUIDANCE OFFICE	B289		3'-0"	7'-0"	1 3/4"	F	Wood	STAIN			G-30	F4	H.M.	PAINT	J-1	H-1		26
B290	CORRIDOR	B280	GUIDANCE OFFICE	B290		3'-0"	7'-0"	1 3/4"	F	Wood	STAIN			G-30	F4	H.M.	PAINT	J-1	H-1		26
B291	CORRIDOR	B280	CONFERENCE	B291		3'-0"	7'-0"	1 3/4"	F	Wood	STAIN			G-30	F1	H.M.	PAINT	J-1	H-1		26
B292	CORRIDOR	B280	GUIDANCE STORAGE	B292		3'-0"	7'-0"	1 3/4"	F	Wood	STAIN			G-30	F1	H.M.	PAINT	J-1	H-1		57
B293	CORRIDOR	B280	GUIDANCE OFFICE	B293		3'-0"	7'-0"	1 3/4"	F	Wood	STAIN			G-30	F4	H.M.	PAINT	J-1	H-1		26
B294	CORRIDOR	B280	GUIDANCE OFFICE	B294		3'-0"	7'-0"	1 3/4"	F	Wood	STAIN			G-30	F4	H.M.	PAINT	J-1	H-1		26
B295	CORRIDOR	B280	PSYCHOLOGIST OFFICE	B295		3'-0"	7'-0"	1 3/4"	F	Wood	STAIN			G-30	F4	H.M.	PAINT	J-1	H-1		26
B297	GUIDANCE WAITING	B296	CAREER CENTER	B297		3'-0"	7'-0"	1 3/4"	F	Wood	STAIN				F4	H.M.	PAINT	J-1	H-1		29

Hollow Metal Display Case Types

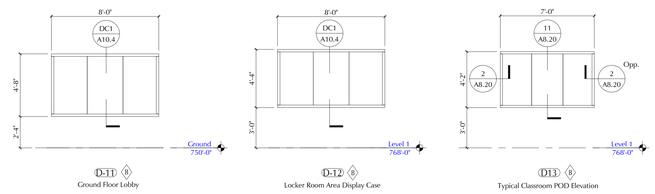

Art Classroom Hollow Metal Frame Types

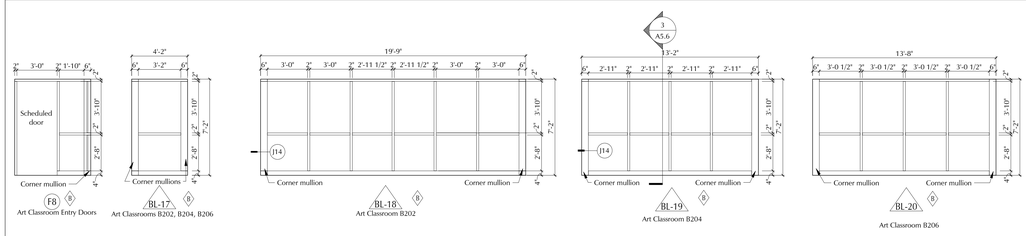

LAMOUREUX PAGANO ASSOCIATES. ARCHITECTS
108 GROVE STREET, SUITE 300
WORCESTER, MASSACHUSETTS 01605

MEMBER OF
THE AMERICAN INSTITUTE OF ARCHITECTS

CONSULTANT

OWNER

Worcester Public Schools

Worcester, MA

Project North

PROJECT

FINAL BID PACKAGE

South High Community School

170 Apricot Street, Worcester, MA 01603

TITLE

Door Schedule - Second Floor Section A & B

Key Plan

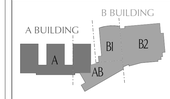

REVISIONS

No.	Description	Date

FILE:

DWN. BY: Author	JOB NO: #1611
CKD. BY: Checker	SCALE: 1/4" = 1'-0"
DATE: January 31, 2019	

A10.3

OVERHEAD DOOR SCHEDULE

Door #	From Room	Room #	To Room	Room #	Width	Height	Door Material	Door Finish	Frame Type	Frame Matl	Frame Finish	Frame Jamb	Frame Head	Threshold	Remarks	Hardware
OHA160	CORRIDOR	B170	CORRIDOR	A160	12'-11"	9'-4"		See Spec.	O-1	S.S.	See Spec.		8/A8.20		M1	62
OHA260	CORRIDOR	B270	CORRIDOR	A260	12'-11"	9'-4"		See Spec.	O-1	S.S.	See Spec.		8/A8.20		M1	62
OHA360	CORRIDOR	A360.1	CORRIDOR	A360	12'-11"	9'-4"		See Spec.	O-1	S.S.	See Spec.		8/A8.20		M1	62
OHB023	AUTO/DIESEL SHOP	B023	EXTERIOR		20'-0"	16'-0"		See Spec.	O-2	Steel	See Spec.	7/A6.15	3/A6.4		M1	61
OHB026	OUTDOOR STORAGE	B026	EXTERIOR		8'-0"	12'-0"		See Spec.	O-2	Steel	See Spec.	18/A6.15			M1	61
OHB171	CORRIDOR	B170			5'-4"	5'-0"		See Spec.	O-1	S.S.	See Spec.		1/A8.23		M2	61
OHB171.1			MAIN LOBBY	B100	8'-0"	5'-0"		See Spec.	O-1	S.S.	See Spec.		1/A8.23		M2	61
OHB180	RECEIVING	B180.1	EXTERIOR		8'-0"	10'-0"		See Spec.	O-2	Steel	See Spec.				M1	61
OHB181	CAFETERIA	B181	SERVING	B182	32'-8"	10'-0"		See Spec.	O-1	S.S.	See Spec.		6/A8.28		M1	61
OHB182	SERVING	B182	CAFETERIA	B181	10'-6"	10'-0"		See Spec.	O-1	S.S.	See Spec.		6/A8.28		M1	61
OHB182.1	SERVING	B182	CAFETERIA	B181	10'-6"	10'-0"		See Spec.	O-1	S.S.	See Spec.		10/A8.28		M1	61
OHB192	CAFE	B192	CAFE	B192	13'-6"	8'-4"		See Spec.	O-1	S.S.	See Spec.		5/A8.28		M1	61

OVERHEAD DOOR TYPES

SCALE: 1/4" = 1'0" u.o.n.

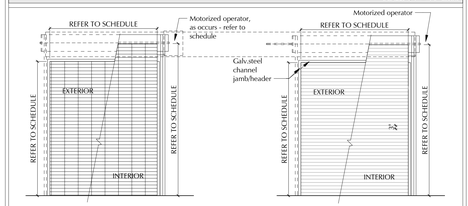

O-1
Interior Overhead Coiling Grille

O-2
Exterior Overhead Coiling Door (Insulated)

NOTES:

1. Refer to drawing A10.1 for Overhead Door Motor Keynotes
2. Verify size with field condition, installation/support requirements and details with Manufacturer

TYPICAL HOLLOW METAL FRAME DETAILS

SCALE : 1-1/2" = 1'-0"

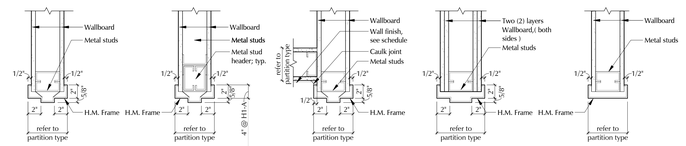

NOTES:

1. TYP. HOLLOW METAL FRAME DETAILS ARE SHOWN WITH WALL TYPE S4A. REFER TO WALL PARTITION TYPES FOR OVERALL WALL WIDTH AT ANY GIVEN H.M. FRAME AND ADJUST FRAME/THROAT ACCORDINGLY.
2. APPLIED STOPS ARE TO BE LOCATED ON NON CORRIDOR SIDE OF FRAME, U.O.N.
3. REFER TO STRUCTURAL DRAWINGS FOR STEEL LINTEL SCHEDULE AND DETAILS
4. REFER TO FLOOR PLANS FOR DOOR HINGE LOCATIONS.
5. COORDINATE & V.I.F. HINGE LOCATIONS FOR ALL REPLACEMENT DOORS INSTALLED INTO EXISTING FRAMES.
6. PROVIDE SEALANT AROUND DOOR FRAME PERIMETER AT ALL DOORS BOTH SIDES; TYPICAL.

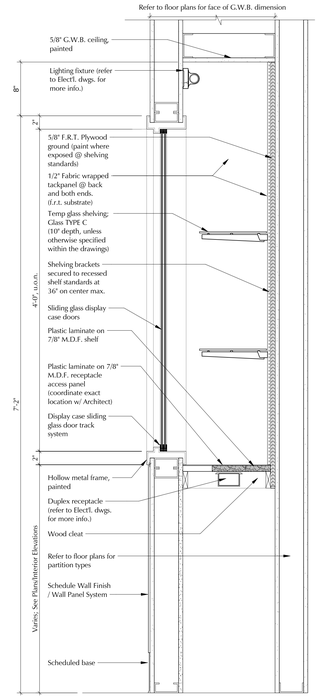

DC1 / A10.4 Typical HM Display Case Section Detail
Scale: 1 1/2" = 1'-0"

SMOKE DOOR SCHEDULE

Door #	From Room	Room #	To Room	Room #	Pair	Door Width	Door Height	Door Thickness	Door Type	Door Material	Door Finish	Door Class	Door Label	AR / STC	Frame Type	Frame Matl	Frame Finish	Frame Jamb	Frame Head	Threshold	Remarks	Hardware
SB200	UPPER LOBBY	B200	UPPER LOBBY	B200				1'-2"			See Spec.		90 MIN				See Spec.					61

CATWALK SECTION B DOOR SCHEDULE

Door #	From Room	Room #	To Room	Room #	Pair	Door Width	Door Height	Door Thickness	Door Type	Door Material	Door Finish	Door Class	Door Label	AR / STC	Frame Type	Frame Matl	Frame Finish	Frame Jamb	Frame Head	Remarks	Hardware
BC1	UPPER STAGE	B269	UPPER AUDITORIUM	B275		2'-6"	7'-0"	1 3/4"	F	H.M.	PAINT				F1	H.M.	PAINT	J-1	H-1		57

ALUMINUM FOLDING & SLIDING GLASS STOREFRONT SYSTEM DOOR SCHEDULE

Door #	From Room	Room #	To Room	Room #	Pair	Door Width	Door Height	Door Thickness	Door Type	Door Material	Door Finish	Door Class	Door Label	AR / STC	Frame Type	Frame Matl	Frame Finish	Frame Jamb	Frame Head	Threshold	Remarks	Hardware
S18	CAFETERIA	B181	CORRIDOR	B170				2 1/2"														61

DOOR SCHEDULE THIRD FLOOR SECTION A

Door #	From Room	Room #	To Room	Room #	Pair	Door Width	Door Height	Door Thickness	Door Type	Door Material	Door Finish	Door Class	Door Label	AR / STC	Frame Type	Frame Matl	Frame Finish	Frame Jamb	Frame Head	Remarks	Hardware
A300	CORRIDOR	A300	STAIR #A1	SA1.3		3'-6"	7'-0"	1 3/4"	N	H.M.	PAINT	TYPE D	90 MIN		F1	H.M.	PAINT	J-2	H-2		24
A301	CORRIDOR	A360	AP	A301		3'-0"	7'-0"	1 3/4"	F	Wood	STAIN			G-30	F3	H.M.	PAINT	J-1	H-1		29.1
A301.1	AP	A301	STEP CL.	A301.1		3'-0"	7'-0"	1 3/4"	F	Wood	STAIN			G-30	F4	H.M.	PAINT	J-1	H-1		26
A301.2	AP	A301	AP	A301.2		3'-0"	7'-0"	1 3/4"	F	Wood	STAIN			G-30	F4	H.M.	PAINT	J-1	H-1		26
A302	CORRIDOR	A300	CLASSROOM	A302		3'-0"	7'-0"	1 3/4"	F	Wood	STAIN			G-30	F3	H.M.	PAINT	J-1	H-1		29
A303	CORRIDOR	A300	SPED INCLUSION	A303		3'-0"	7'-0"	1 3/4"	F	Wood	STAIN			G-30	F3	H.M.	PAINT	J-1	H-1		29
A303A	SPED INCLUSION	A303	CLASSROOM	A302		3'-0"	7'-0"	1 3/4"	F	Wood	STAIN			G-30	F1	H.M.	PAINT	J-1	H-1		30
A304	COMMON	A305	CLASSROOM	A304		3'-0"	7'-0"	1 3/4"	F	Wood	STAIN			G-30	F3	H.M.	PAINT	J-1	H-1		29
A304A	CLASSROOM	A304	SPED INCLUSION	A303		3'-0"	7'-0"	1 3/4"	F	Wood	STAIN			G-30	F1	H.M.	PAINT	J-1	H-1		30
A306	CORRIDOR	A310	CLASSROOM	A306		3'-0"	7'-0"	1 3/4"	F	Wood	STAIN			G-30	F3	H.M.	PAINT	J-1	H-1		29
A307	SCIENCE LAB	A307	CORRIDOR	A310		3'-0"	7'-0"	1 3/4"	F	Wood	STAIN			G-30	F3	H.M.	PAINT	J-1	H-1		29.2
A307A	SCIENCE LAB	A307	CORRIDOR	A310		3'-0"	7'-0"	1 3/4"	F	Wood	STAIN			G-30	F3	H.M.	PAINT	J-1	H-1		29.2
A308	SCIENCE LAB	A307	PREP	A308		3'-0"	7'-0"	2"	N	Wood	STAIN	TYPE B			F1	H.M.	PAINT	J-1	H-1		35
A309	CORRIDOR	A310	ROBOTICS	A309		3'-0"	7'-0"	1 3/4"	F	Wood	STAIN			G-30	F3	H.M.	PAINT	J-1	H-1		29
A309A	ROBOTICS	A309	CORRIDOR	A360		3'-0"	7'-0"	1 3/4"	F	Wood	STAIN			G-30	F1	H.M.	PAINT	J-1	H-1		29.1
A311	CORRIDOR	A300	PLANNING	A311		3'-0"	7'-0"	1 3/4"	F	Wood	STAIN				F1	H.M.	PAINT	J-1	H-1		29.1
A311A	CORRIDOR	A310	PLANNING	A311		3'-0"	7'-0"	1 3/4"	F	Wood	STAIN				F1	H.M.	PAINT	J-1	H-1		29.1
A315	CORRIDOR	A300	COMPUTER	A315		3'-0"	7'-0"	1 3/4"	F	Wood	STAIN			G-30	F3	H.M.	PAINT	J-1	H-1		29
A315A	CORRIDOR	A310	COMPUTER	A315		3'-0"	7'-0"	1 3/4"	F	Wood	STAIN			G-30	F3	H.M.	PAINT	J-1	H-1		29
A316	CORRIDOR	A310	EM ELEC	A316		3'-0"	7'-0"	1 3/4"	F	H.M.	PAINT		90 MIN		F1	H.M.	PAINT	J-2	H-2		53
A321	CORRIDOR	A360	AP	A321		3'-0"	7'-0"	1 3/4"	F	Wood	STAIN			G-30	F3	H.M.	PAINT	J-1	H-1		29.1
A321.1	AP	A321	ADJ. COUNS.	A321.1		3'-0"	7'-0"	1 3/4"	F	Wood	STAIN			G-30	F4	H.M.	PAINT	J-1	H-1		26
A321.2	AP	A321	AP	A321.2		3'-0"	7'-0"	1 3/4"	F	Wood	STAIN			G-30	F1	H.M.	PAINT	J-1	H-1		26
A321.3	CORRIDOR	A320	STOREROOM	A321.3		3'-0"	7'-0"	1 3/4"	F	Wood	STAIN				F1	H.M.	PAINT	J-1	H-1		57
A322	CORRIDOR	A320	STEP 4	A322		3'-0"	7'-0"	1 3/4"	F	Wood	STAIN			G-30	F3	H.M.	PAINT	J-1	H-1		29
A322A	STEP 4	A322	STEP 4	A322				0"							F1a	H.M.	PAINT	J-3	H-3		N/A
A323	CORRIDOR	A320	SPED INCLUSION	A323		3'-0"	7'-0"	1 3/4"	F	Wood	STAIN			G-30	F3	H.M.	PAINT	J-1	H-1		29
A323A	SPED INCLUSION	A323	STEP 4	A322		3'-0"	7'-0"	1 3/4"	F	Wood	STAIN			G-30	F1	H.M.	PAINT	J-1	H-1		30
A324	CORRIDOR	A320	CLASSROOM	A324		3'-0"	7'-0"	1 3/4"	F	Wood	STAIN			G-30	F3	H.M.	PAINT	J-1	H-1		29
A324A	CLASSROOM	A324	SPED INCLUSION	A323		3'-0"	7'-0"	1 3/4"	F	Wood	STAIN			G-30	F1	H.M.	PAINT	J-1	H-1		30
A326	CORRIDOR	A330	CLASSROOM	A326		3'-0"	7'-0"	1 3/4"	F	Wood	STAIN			G-30	F3	H.M.	PAINT	J-1	H-1		29
A326A	CLASSROOM	A327	CLASSROOM	A326		3'-0"	7'-0"	1 3/4"	F	Wood	STAIN			G-30	F1	H.M.	PAINT	J-1	H-1		30
A327	CORRIDOR	A330	CLASSROOM	A327		3'-0"	7'-0"	1 3/4"	F	Wood	STAIN			G-30	F3	H.M.	PAINT	J-1	H-1		29
A327A	CLASSROOM	A327	CLASSROOM	A328		3'-0"	7'-0"	1 3/4"	F	Wood	STAIN			G-30	F1	H.M.	PAINT	J-1	H-1		30
A328	CORRIDOR	A330	CLASSROOM	A328		3'-0"	7'-0"	1 3/4"	F	Wood	STAIN			G-30	F3	H.M.	PAINT	J-1	H-1		29
A328A	CLASSROOM	A328	RESOURCE/ INCLUSION	A329		3'-0"	7'-0"	1 3/4"	F	Wood	STAIN			G-30	F1	H.M.	PAINT	J-1	H-1		30
A329	CORRIDOR	A330	RESOURCE/ INCLUSION	A329		3'-0"	7'-0"	1 3/4"	F	Wood	STAIN			G-30	F3	H.M.	PAINT	J-1	H-1		29
A329A	RESOURCE/ INCLUSION	A329	CORRIDOR	A360		3'-0"	7'-0"	1 3/4"	F	Wood	STAIN			G-30	F1	H.M.	PAINT	J-1	H-1		29.1
A331	CORRIDOR	A320	PLANNING	A331		3'-0"	7'-0"	1 3/4"	F	Wood	STAIN				F1	H.M.	PAINT	J-1	H-1		29.1
A331A	CORRIDOR	A330	PLANNING	A331		3'-0"	7'-0"	1 3/4"	F	Wood	STAIN				F1	H.M.	PAINT	J-1	H-1		29.1
A333	CORRIDOR	A330	ELEC	A333		3'-0"	7'-0"	1 3/4"	F	H.M.	PAINT				F1	H.M.	PAINT	J-1	H-1		53
A334	CORRIDOR	A320	CHEMICAL STORAGE	A334		3'-0"	7'-0"	1 3/4"	F	H.M.	PAINT				F1	H.M.	PAINT	J-1	H-1		57
A335	CORRIDOR	A360	PLANNING	A335		3'-0"	7'-0"	1 3/4"	F	Wood	STAIN				F1	H.M.	PAINT	J-1	H-1		29.1
A335A	CORRIDOR	A360	PLANNING	A335		3'-0"	7'-0"	1 3/4"	F	Wood	STAIN				F1	H.M.	PAINT	J-1	H-1		29.1
A341	CORRIDOR	A340	RESOURCE/ INCLUSION	A341		3'-0"	7'-0"	1 3/4"	F	Wood	STAIN			G-30	F3	H.M.	PAINT	J-1	H-1		29
A341A	RESOURCE/ INCLUSION	A341	CORRIDOR	A360		3'-0"	7'-0"	1 3/4"	F	Wood	STAIN			G-30	F1	H.M.	PAINT	J-1	H-1		29.1
A342	CORRIDOR	A340	CLASSROOM	A342		3'-0"	7'-0"	1 3/4"	F	Wood	STAIN			G-30	F3	H.M.	PAINT	J-1	H-1		29
A342A	CLASSROOM	A342	RESOURCE/ INCLUSION	A341		3'-0"	7'-0"	1 3/4"	F	Wood	STAIN			G-30	F1	H.M.	PAINT	J-1	H-1		30
A343	CORRIDOR	A340	CLASSROOM	A343		3'-0"	7'-0"	1 3/4"	F	Wood	STAIN			G-30	F3	H.M.	PAINT	J-1	H-1		29
A343A	CLASSROOM	A343	CLASSROOM	A342		3'-0"	7'-0"	1 3/4"	F	Wood	STAIN			G-30	F1	H.M.	PAINT	J-1	H-1		30
A344	CORRIDOR	A340	CLASSROOM	A344		3'-0"	7'-0"	1 3/4"	F	Wood	STAIN			G-30	F3	H.M.	PAINT	J-1	H-1		29
A344A	CLASSROOM	A344	CLASSROOM	A343		3'-0"	7'-0"	1 3/4"	F	Wood	STAIN			G-30	F1	H.M.	PAINT	J-1	H-1		30
A346	CORRIDOR	A350	CLASSROOM	A346		3'-0"	7'-0"	1 3/4"	F	Wood	STAIN			G-30	F3	H.M.	PAINT	J-1	H-1		29
A346A	CLASSROOM	A347	CLASSROOM	A346		3'-0"	7'-0"	1 3/4"	F	Wood	STAIN			G-30	F1	H.M.	PAINT	J-1	H-1		30
A347	CORRIDOR	A350	CLASSROOM	A347		3'-0"	7'-0"	1 3/4"	F	Wood	STAIN			G-30	F3	H.M.	PAINT	J-1	H-1		29
A347A	CLASSROOM	A347	CLASSROOM	A348		3'-0"	7'-0"	1 3/4"	F	Wood	STAIN			G-30	F1	H.M.	PAINT	J-1	H-1		30
A348	CORRIDOR	A350	CLASSROOM	A348		3'-0"	7'-0"	1 3/4"	F	Wood	STAIN			G-30	F3	H.M.	PAINT	J-1	H-1		29
A348A	CLASSROOM	A348	CLASSROOM	A349		3'-0"	7'-0"	1 3/4"	F	Wood	STAIN			G-30	F1	H.M.	PAINT	J-1	H-1		30
A349	CORRIDOR	A350	CLASSROOM	A349		3'-0"	7'-0"	1 3/4"	F	Wood	STAIN			G-30	F3	H.M.	PAINT	J-1	H-1		29
A349A	CLASSROOM	A349	CORRIDOR	A360		3'-0"	7'-0"	1 3/4"	F	Wood	STAIN			G-30	F1	H.M.	PAINT	J-1	H-1		29.1
A351	CORRIDOR	A340	PLANNING	A351		3'-0"	7'-0"	1 3/4"	F	Wood	STAIN				F1	H.M.	PAINT	J-1	H-1		29.1
A351A	CORRIDOR	A350	PLANNING	A351		3'-0"	7'-0"	1 3/4"	F	Wood	STAIN				F1	H.M.	PAINT	J-1	H-1		29.1
A353	CORRIDOR	A350	MECHANICAL	A353		3'-0"	7'-0"	1 3/4"	F	H.M.	PAINT				F1	H.M.	PAINT	J-2	H-2		59
A354	CORRIDOR	A340	ELEC.	A354		3'-0"	7'-0"	1 3/4"	F	H.M.	PAINT				F1	H.M.	PAINT	J-1	H-1		53
A355	CORRIDOR	A360	STOREROOM	A355		3'-0"	7'-0"	1 3/4"	F	Wood	STAIN				F1	H.M.	PAINT	J-1	H-1		57
A360A	CORRIDOR	A360	STAIR #A3	SA3.3	P	3'-4"	7'-0"	1 3/4"	N	H.M.	PAINT	TYPE D	90 MIN		F2	H.M.	PAINT	J-2	H-2		22
A360B	CORRIDOR	A360	STAIR #A2	SA2.3	P	3'-4"	7'-0"	1 3/4"	N	H.M.	PAINT	TYPE D	90 MIN		F2	H.M.	PAINT	J-2	H-2		22
A360C	STAIR #B1			SB1.3	P	3'-4"	7'-0"	1 3/4"	N	H.M.	PAINT	TYPE D	90 MIN		F2	H.M.	PAINT	J-2	H-2		22
A361	CORRIDOR	A360	STEP 3	A361		3'-0"	7'-0"	1 3/4"	F	Wood	STAIN			G-30	F3	H.M.	PAINT	J-1	H-1		29
A361.1	STEP 3	A361	STEP CL	A362		3'-0"	7'-0"	1 3/4"	F	Wood	STAIN			G-30	F1	H.M.	PAINT	J-1	H-1		26
A362	CORRIDOR	A360	STEP CL	A362		3'-0"	7'-0"	1 3/4"	F	Wood	STAIN			G-30	F1	H.M.	PAINT	J-1	H-1		29
A363	CORRIDOR	A360	BOYS	A363				0"							F1a	H.M.	PAINT	J-3	H-3		N/A
A364	JAN.	A364	CORRIDOR	A360		3'-6"	7'-0"	1 3/4"	F	H.M.	PAINT				F1	H.M.	PAINT	J-1	H-1		57
A364.1	JAN.	A364	CHASE	A364.1		2'-6"	7'-0"	1 3/4"	F	H.M.	PAINT				F1	H.M.	PAINT	J-1	H-1		41
A365	CORRIDOR	A360	GIRLS	A365				0"							F1a	H.M.	PAINT	J-3	H-3		N/A
A366	SCIENCE LAB	A366	CORRIDOR	A360		3'-0"	7'-0"	1 3/4"	F	Wood	STAIN			G-30	F1	H.M.	PAINT	J-1	H-1		29.2
A366A	SCIENCE LAB	A366	CORRIDOR	A360		3'-0"	7'-0"	1 3/4"	F	Wood	STAIN			G-30	F3	H.M.	PAINT	J-1	H-1		29.2
A367	CORRIDOR	A360	MEN	A367		3'-0"	7'-0"	1 3/4"	F	Wood	STAIN				F1	H.M.	PAINT	J-1	H-1		44.1
A368	CORRIDOR	A360	WOMEN	A368		3'-0"	7'-0"	1 3/4"	F	Wood	STAIN				F1	H.M.	PAINT	J-1	H-1		44.1
A369	SCIENCE LAB	A370	PREP	A369		3'-0"	7'-0"	2"	N	Wood	STAIN	TYPE B		G-30	F1	H.M.	PAINT	J-1	H-1		31
A369A	SCIENCE LAB	A366	PREP	A369		3'-0"	7'-0"	2"	N	Wood	STAIN	TYPE B		G-30	F1	H.M.	PAINT	J-1	H-1		31
A370	SCIENCE LAB	A370	CORRIDOR	A360		3'-0"	7'-0"	1 3/4"	F	Wood	STAIN			G-30	F3	H.M.	PAINT	J-1	H-1		29.2
A370A	SCIENCE LAB	A370	CORRIDOR	A360		3'-0"	7'-0"	1 3/4"	F	Wood	STAIN			G-30	F3	H.M.	PAINT	J-1	H-1		29.2
A371	SCIENCE LAB	A371	CORRIDOR	A360		3'-0"	7'-0"	1 3/4"	F	Wood	STAIN			G-30	F3	H.M.	PAINT	J-1	H-1		29.2
A371A	SCIENCE LAB	A371	CORRIDOR	A360		3'-0"	7'-0"	1 3/4"	F	Wood	STAIN			G-30	F3	H.M.	PAINT	J-1	H-1		29.2
A372	SCIENCE LAB	A375	PREP	A372		3'-0"	7'-0"	2"	N	Wood	STAIN	TYPE B		G-30	F1	H.M.	PAINT	J-1	H-1		31
A372A	SCIENCE LAB	A371	PREP	A372		3'-0"	7'-0"	2"	N	Wood	STAIN	TYPE B		G-30	F1	H.M.	PAINT	J-1	H-1		31
A373	CORRIDOR	A360	MEN	A373		3'-0"	7'-0"	1 3/4"	F	Wood	STAIN				F1	H.M.	PAINT	J-1	H-1		44.1
A374	CORRIDOR	A360	WOMEN	A374		3'-0"	7'-0"	1 3/4"	F	Wood	STAIN				F1	H.M.	PAINT	J-1	H-1		44.1
A375	SCIENCE LAB	A375	CORRIDOR	A360		3'-0"	7'-0"	1 3/4"	F	Wood	STAIN			G-30	F3	H.M.	PAINT	J-1	H-1		29.2
A375A	SCIENCE LAB	A375	CORRIDOR	A360		3'-0"	7'-0"	1 3/4"	F	Wood	STAIN			G-30	F3	H.M.	PAINT	J-1	H-1		29.2
A380	GIRLS	A380	CORRIDOR	A360				0"							F1a	H.M.		J-3	H-3		N/A
A381	CORRIDOR	A360	G.N. TLT	A381		3'-0"	7'-0"	1 3/4"	F	Wood	STAIN				F1	H.M.	PAINT	J-1	H-1		44.1
A381.1	CHASE	A381.1	G.N. TLT	A381		2'-6"	7'-0"	1 3/4"	F	H.M.	PAINT				F1	H.M.	PAINT	J-1	H-1		57
A382	BOYS	A382	CORRIDOR	A360				0"							F1a	H.M.		J-3	H-3		N/A
A383	VOCATIONAL LEARNING CENTER	A383	CORRIDOR	A360		3'-0"	7'-0"	1 3/4"	F	Wood	STAIN			G-30	F3	H.M.	PAINT	J-1	H-1		29.2
A383A	VOCATIONAL LEARNING CENTER	A383	CORRIDOR	A360		3'-0"	7'-0"	1 3/4"	F	Wood	STAIN			G-30	F3	H.M.	PAINT	J-1	H-1		29.2
A384	ELECTRIC	A384	CORRIDOR	A360		3'-0"	7'-0"	1 3/4"	F	H.M.	PAINT				F1	H.M.	PAINT	J-2	H-2		53

LAMOUREUX PAGANO ASSOCIATES. ARCHITECTS
108 GROVE STREET, SUITE 300
WORCESTER, MASSACHUSETTS 01605

MEMBER OF THE AMERICAN INSTITUTE OF ARCHITECTS

CONSULTANT

OWNER

Worcester Public Schools

Worcester, MA

Project North

PROJECT

FINAL BID PACKAGE

South High Community School

170 Apricot Street, Worcester, MA 01603

TITLE

Door Schedule - Specialty Doors & Third Floor Section A & B

Key Plan

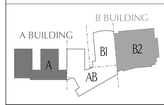

REVISIONS

No.	Description	Date

FILE:

DWN. BY: Author | JOB NO: #1611

CKD. BY: Checker | SCALE: As indicated

DATE: January 31, 2019

A10.4

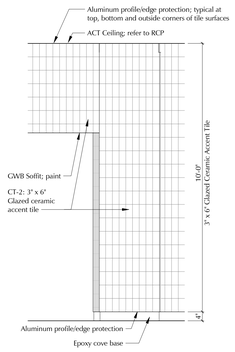

6 A11.1 Tile Elevation at Curved Serving Wall
Scale: 1/2" = 1'-0"

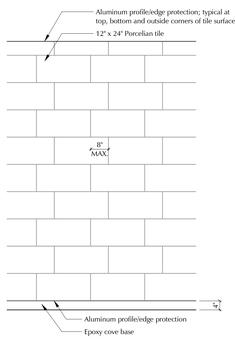

5 A11.1 Tile Elevation at Serving
Scale: 1/2" = 1'-0"

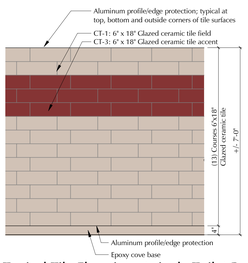

4 A11.1 Typical Tile Elevation at single Toilet Rooms
Scale: 1/2" = 1'-0"

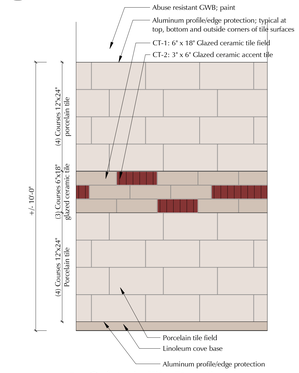

3 A11.1 Cafeteria Tile Elevation
Scale: 1/2" = 1'-0"



Typical Tile Elevation at Multi-user Toilets, Locker Rooms & Showers
2 A11.1 Scale: 1/2" = 1'-0"

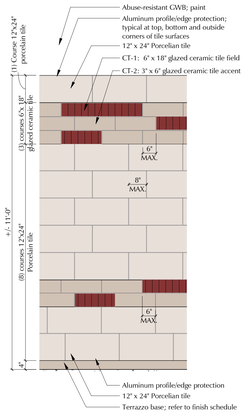

7 A11.1 Tile Elevation at Corridor B001
Scale: 1/2" = 1'-0"

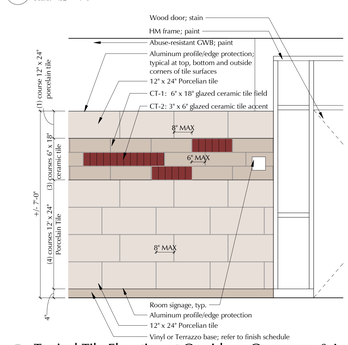

1 A11.1 Typical Tile Elevation at Corridors, Commons & Lobby
Scale: 1/2" = 1'-0"

ROOM FINISH SCHEDULE GROUND FLOOR SECTION B

Room Number	Room Name	Floor Finish	Base Finish	Wall Finish	Ceiling Finish	Notes
B000	LOWER LOBBY	ENTRY MAT 2 CARPET TILE /TERRAZZO TILE	TERRAZZO TILE	TILE/PAINT	ACT-1 / ACT-1A / GWB; PAINT	W1, W3
B000.1	WOMEN	EPOXY TYPE 2	4" EPOXY TYPE 2	TILE/PAINT	ACT-1	W2
B000.2	MEN	EPOXY TYPE 2	4" EPOXY TYPE 2	TILE/PAINT	ACT-1	W2
B001	VESTIBULE	ENTRY MAT 1 CARPET TILE	BRICK MASONRY VENEER	BRICK MASONRY VENEER	ABUSE RESISTANT GYP; PAINTED	C10
B001	CORRIDOR	TERRAZZO TILE	TERRAZZO TILE	TILE/PAINT	ACT-1 / ACT-1A / GWB; PAINT	W1A, W3
B002	JAN. STORAGE	CONCRETE SEALED	4" VINYL	GWB; PAINT / EXPOSED CONCRETE	EXPOSED STRUCTURE; PAINT	C9
B003	TELCOM	LINOLEUM SHEET	4" VINYL	GWB; PAINT	EXPOSED STRUCTURE; PAINT	C9
B004	MECHANICAL	CONCRETE SEALED	4" VINYL	GWB PAINT; EXPOSED CONCRETE	EXPOSED STRUCTURE; PAINT	C9
B004.1	CUSTODIAN WORKSHOP	CONCRETE SEALED	4" VINYL	GWB PAINT	EXPOSED STRUCTURE; PAINT	C9
B004B	MACH	CONCRETE SEALED	4" VINYL	CMU/GWB PAINT	2-HOUR RATED GWB PAINT	C2
B005	TLT	EPOXY TYPE 2	4" EPOXY TYPE 2	TILE/PAINT	ACT-1	W2
B006	ELECTRIC	CONCRETE SEALED	4" VINYL	GWB; PAINT	EXPOSED STRUCTURE; PAINT	C9
B007	EMER ELEC	CONCRETE SEALED	4" VINYL	EXPOSED CONCRETE/ GWB PAINT	2-HOUR RATED GWB PAINT	C2
B008	CLASSROOM	LINOLEUM SHEET / MODULAR LINOLEUM	4" VINYL	GWB PAINT	ACT-1	M5
B009	CLASSROOM	LINOLEUM SHEET / MODULAR LINOLEUM	4" VINYL	GWB PAINT	ACT-1	M5
B010	CORRIDOR	LINOLEUM SHEET	4" VINYL	TILE/PAINT	ACT-1 / ACT-1A / GWB; PAINT	W1,W3
B010A	ELEC	LINOLEUM SHEET	4" VINYL	GWB PAINT	2-HOUR RATED GWB PAINT	C2
B011	ANDY'S ATTIC	LINOLEUM SHEET	4" VINYL	GWB; PAINT	EXPOSED STRUCTURE; PAINT / GWB; PAINT	W3,C9
B011.1	KITCHEN	LINOLEUM SHEET	4" VINYL	GWB; PAINT	GWB; PAINT	C9
B012	DIST.	ENTRY MAT 1 CARPET TILE	4" VINYL	GWB PAINT	ACT-1	
B013	BUSINESS OFFICE	CARPET TILE	4" VINYL	GWB PAINT/PAINT	ACT-1	M1
B020	CORRIDOR	EPOXY TYPE 3	4" EPOXY TYPE 3	CMU/EPOXY PAINT	ACT-1	
B021	RELATED CLASSROOM	EPOXY TYPE 3	4" EPOXY TYPE 3	CMU/EPOXY PAINT	ACT-1	C4
B022	RELATED CLASSROOM	EPOXY TYPE 3	4" EPOXY TYPE 3	CMU/EPOXY PAINT	ACT-1	C4
B023	AUTO/DIESEL SHOP	EPOXY TYPE 3	4" EPOXY TYPE 3	CMU & EXPOSED CONCRETE / EPOXY PAINT	EXPOSED STRUCTURE; PAINT	C9
B024	STORAGE	EPOXY TYPE 3	4" EPOXY TYPE 3	CMU/EPOXY PAINT	EXPOSED STRUCTURE; PAINT	C9
B024.1	FIRE PROTECTION	CONCRETE SEALED	4" VINYL	CMU/EPOXY PAINT	EXPOSED STRUCTURE; PAINT	C9
B025	INSTR	EPOXY TYPE 3	4" EPOXY TYPE 3	CMU/EPOXY PAINT	ACT-5	
B026	OUTDOOR STORAGE	CONCRETE SEALED	4" VINYL	CMU/EPOXY PAINT	EXPOSED STRUCTURE; PAINT	C9
B027	CLIENT	EPOXY TYPE 3	4" EPOXY TYPE 3	CMU/EPOXY PAINT	ACT-5	
B028	INSTR	EPOXY TYPE 3	4" EPOXY TYPE 3	CMU/EPOXY PAINT	ACT-5	
B029	STORAGE	EPOXY TYPE 3	4" EPOXY TYPE 3	CMU/EPOXY PAINT	EXPOSED STRUCTURE; PAINT	C9
B031	AUTO DIESEL MEZZANINE	EPOXY TYPE 3	4" EPOXY TYPE 3	CMU/EPOXY PAINT	EXPOSED STRUCTURE; PAINT	C9
B032	LOCKERS	EPOXY TYPE 3	4" EPOXY TYPE 3	CMU/EPOXY PAINT	EXPOSED STRUCTURE; PAINT	C9
B032.1	JAN	EPOXY TYPE 2	4" EPOXY TYPE 2	CMU/EPOXY PAINT	ABUSE RESISTANT GWB; PAINTED	C10
B033	GIRLS	EPOXY TYPE 2	4" EPOXY TYPE 2	TILE/EPOXY PAINT	ABUSE RESISTANT GWB; PAINTED	W4, C10
B034	BOYS	EPOXY TYPE 2	4" EPOXY TYPE 2	TILE/EPOXY PAINT	ABUSE RESISTANT GWB; PAINTED	W4, C10
B035	INSTR	EPOXY TYPE 3	4" EPOXY TYPE 3	CMU/EPOXY PAINT	ACT-5	
B036	STORAGE	EPOXY TYPE 3	4" EPOXY TYPE 3	CMU PAINT	EXPOSED STRUCTURE; PAINT	C9
B037	WELLNESS	RESILIENT ATHLETIC TYPE 1	4" RUBBER	CMU PAINT, EXPOSED STRUCTURE W/ INTUMESCENT COATING	EXPOSED STRUCTURE; PAINT	P2,P5,C9
B037.1	STORAGE	RESILIENT ATHLETIC TYPE 1	4" VINYL	CMU/GWB PAINT	ACT-1	
B037.2	STORAGE	RESILIENT ATHLETIC TYPE 1	4" VINYL	CMU/GWB PAINT	ACT-1	
B037.3	STORAGE	RESILIENT ATHLETIC TYPE 1	4" VINYL	CMU/GWB PAINT	ACT-1	
B040	CORRIDOR	LINOLEUM SHEET	4" VINYL	TILE/PAINT	ACT-1 / ACT-1A / GWB; PAINT	W1, W3
B040.1	MECH	LINOLEUM SHEET	4" VINYL	GWB PAINT	EXPOSED STRUCTURE; PAINT	C9
B040.2	TELCOM	LINOLEUM SHEET	4" VINYL	GWB PAINT	EXPOSED STRUCTURE; PAINT	C9
B040.3	MECH	LINOLEUM SHEET	4" VINYL	GWB; PAINT	EXPOSED STRUCTURE; PAINT	C9
B041	VEST.	LINOLEUM SHEET	4" VINYL	GWB PAINT	ACT-5	
B041.1	DAYCARE OFFICE	LINOLEUM SHEET	4" VINYL	GWB PAINT	ACT-5	
B042	DAY CARE INFANT	LINOLEUM SHEET / MODULAR LINOLEUM	4" VINYL	GWB PAINT	ACT-5	F1, M1, M5
B042.2	DAYCARE KITCHEN	LINOLEUM SHEET	4" VINYL	GWB PAINT	ACT-5	
B042.3	TLT.	EPOXY TYPE 2	4" EPOXY TYPE 2	TILE/PAINT	ACT-5	W2
B043	DAY CARE TODDLER	LINOLEUM SHEET / MODULAR LINOLEUM	4" VINYL	GWB PAINT	ACT-5	F1, M1, M5
B043.1	TLT	EPOXY TYPE 2	4" EPOXY TYPE 2	TILE/PAINT	ACT-5	W2
B044	EARLY CHILDHOOD ED. RELATED CLASSROOM	LINOLEUM SHEET / MODULAR LINOLEUM	4" VINYL	GWB PAINT	ACT-5	M1, M5
B045	PRE-K	LINOLEUM SHEET / MODULAR LINOLEUM	4" VINYL	GWB PAINT	ACT-5	F1,W3, M1, M5
B045.1	PRE-K KITCHEN	LINOLEUM SHEET / MODULAR LINOLEUM	4" VINYL	GWB PAINT	ACT-5	M1
B045.2	CL	LINOLEUM SHEET	4" VINYL	GWB PAINT	ACT-5	
B046	OBSERV	LINOLEUM SHEET	4" VINYL	GWB PAINT	ACT-5	
B047	PRE-K	LINOLEUM SHEET / MODULAR LINOLEUM	4" VINYL	GWB PAINT	ACT-5	F1,W3, M1, M5
B047.1	PRE-K TOILETS	EPOXY TYPE 2	4" EPOXY TYPE 2	TILE/PAINT	ACT-5	W2
B047.2	THER. PLAN	RESILIENT ATHLETIC TYPE 3	4" VINYL	GWB PAINT	ACT-5	W3, P5
B048	LIFE SKILLS PLANNING	LINOLEUM SHEET	4" VINYL	GWB PAINT	ACT-5	
B049	WAITING	CARPET TILE	4" VINYL	GWB PAINT	ACT-5	
B049.1	SPED COORD.	CARPET TILE	4" VINYL	GWB PAINT	ACT-5	M4
B049.2	PRE-K OFFICE	CARPET TILE	4" VINYL	GWB PAINT	ACT-5	M4
B049.3	BCBA/ SPEECH	CARPET TILE	4" VINYL	GWB PAINT	ACT-5	M4
B049.4	SPED CONF.	CARPET TILE	4" VINYL	GWB PAINT	ACT-5	
B050	CORRIDOR	ENTRY MAT 2 CARPET TILE / LINOLEUM SHEET	4" VINYL	TILE/PAINT	ACT-1 / ACT-1A / GWB; PAINT	W1, W3, C4
B050.1	VESTIBULE	ENTRY MAT 1 CARPET TILE	4" VINYL	TILE/PAINT	ABUSE RESISTANT GYP; PAINTED	W1, W3
B051	LIFE SKILLS	LINOLEUM SHEET / MODULAR LINOLEUM	4" VINYL	GWB PAINT	ACT-1	M1, M5, C4
B051.1	STOR	MODULAR LINOLEUM	4" VINYL	GWB PAINT	ACT-1	C4
B052	OBSERV	LINOLEUM SHEET	4" VINYL	GWB PAINT	ACT-1	C4
B053	CORR	LINOLEUM SHEET	4" VINYL	GWB PAINT	ACT-1	C4
B053.1	THER. PLAN	RESILIENT ATHLETIC TYPE 3	4" VINYL	GWB PAINT	ACT-1	W3, C4, P5
B053.2	SPED TLT.	EPOXY TYPE 2	4" EPOXY TYPE 2	TILE/PAINT	ACT-1	W2,C4
B053.3	TLT.	EPOXY TYPE 2	4" EPOXY TYPE 2	TILE/PAINT	ACT-1	W2, C4
B054	LIFE SKILLS	LINOLEUM SHEET / MODULAR LINOLEUM	4" VINYL	GWB PAINT	ACT-1	M1, M5, C4
B055	LIFE SKILLS	LINOLEUM SHEET / MODULAR LINOLEUM	4" VINYL	GWB PAINT	ACT-1	M1, M5, C4
B055.1	STOR	MODULAR LINOLEUM	4" VINYL	GWB PAINT	ACT-1	C4
B056	OBSERV	LINOLEUM SHEET	4" VINYL	GWB PAINT	ACT-1	C4
B057	CORR	LINOLEUM SHEET	4" VINYL	GWB PAINT	ACT-1	C4
B057.1	THER. PLAN	RESILIENT ATHLETIC TYPE 3	4" VINYL	GWB PAINT	ACT-1	W3, C4, P5
B057.2	SPED TLT.	EPOXY TYPE 2	4" EPOXY TYPE 2	TILE/PAINT	ACT-1	W2,C4
B057.3	TLT.	EPOXY TYPE 2	4" EPOXY TYPE 2	TILE/PAINT	ACT-1	W2, C4
B058	LIFE SKILLS	LINOLEUM SHEET / MODULAR LINOLEUM	4" VINYL	GWB PAINT	ACT-1	M1, M5, C4
B059	VOCATIONAL LEARNING CENTER	LINOLEUM SHEET	4" VINYL	GWB PAINT	ACT-1	M5, C4
B060	SPED TLT.	EPOXY TYPE 2	4" EPOXY TYPE 2	TILE/PAINT	ACT-1	W2, C4
B063	ROTC DRILL	LINOLEUM SHEET	4" VINYL	GWB; PAINT	ACT-1 / GWB; PAINT	C4
B063.1	CORRIDOR	LINOLEUM SHEET	4" VINYL	GWB PAINT	ACT-1 / GWB PAINT	C4
B064	AEROSPACE CLASSROOM	LINOLEUM SHEET	4" VINYL	GWB PAINT/PAINT	ACT-1	M5, C4
B065	RIFLE STORAGE	LINOLEUM SHEET	4" VINYL	GWB PAINT	GWB, PAINT	
B066	UNIFORM FITTING	LINOLEUM SHEET	4" VINYL	GWB PAINT	ACT-1	
B066.1	DRESSING ROOM	LINOLEUM SHEET	4" VINYL	GWB PAINT	ACT-1	
B066.2	DRESSING ROOM	LINOLEUM SHEET	4" VINYL	GWB PAINT	ACT-1	
B067	OFFICE	CARPET TILE	4" VINYL	GWB PAINT	ACT-1	C4
B068	OFFICE	CARPET TILE	4" VINYL	GWB PAINT	ACT-1	C4
B070	DISTRICT STORAGE	CONCRETE SEALED	4" VINYL	GWB; PAINT / EXPOSED CONCRETE	EXPOSED STRUCTURE; PAINT	C9
B071	OT/PT	LINOLEUM SHEET	4" VINYL	GWB; PAINT	ACT-1 / GWB; PAINT	C4, P5
B072	GIRLS	EPOXY TYPE 2	4" EPOXY TYPE 2	TILE/PAINT	ACT-4 / ABUSE RESISTANT GWB PAINT	W4, C10
B073	JANITOR	EPOXY TYPE 2	4" EPOXY TYPE 2	FRP	GWB, PAINT	C9
B074	BOYS	EPOXY TYPE 2	4" EPOXY TYPE 2	TILE/PAINT	ACT-4 / ABUSE RESISTANT GWB PAINT	W4, C10
B076	OT/PT	LINOLEUM SHEET	4" VINYL	GWB; PAINT	ACT-1 / GWB; PAINT	C4, P5

ROOM FINISH SCHEDULE SECTION A STAIRS

Room Number	Room Name	Floor Finish	Base Finish	Wall Finish	Ceiling Finish	Notes
SA1.1	STAIR #A1	LINOLEUM SHEET / RUBBER TREAD & RISER	RUBBER	TILE/PAINT	ACT-1 / GWB PAINT	W1, W3
SA1.2	STAIR #A1	LINOLEUM SHEET / RUBBER TREAD & RISER	RUBBER	TILE/PAINT	ACT-1 / GWB PAINT	W1, W3
SA1.3	STAIR #A1	LINOLEUM SHEET / RUBBER TREAD & RISER	RUBBER	TILE/PAINT	ACT-1 / GWB PAINT	W1, W3
SA2.1	STAIR #A2	LINOLEUM SHEET / TERRAZZO TREADS & LANDING	4" VINYL	TILE/PAINT	ACT-1 / GWB PAINT	W1, W3
SA2.2	STAIR #A2	LINOLEUM SHEET / TERRAZZO TREADS & LANDING	4" VINYL	TILE/PAINT	ACT-1 / GWB PAINT	W1, W3
SA2.3	STAIR #A2	LINOLEUM SHEET / TERRAZZO TREADS & LANDING	4" VINYL	TILE/PAINT	ACT-1 / GWB PAINT	W1, W3
SA2.4	STAIR #A2	RUBBER TREAD & RISER	RUBBER	TILE/PAINT	ACT-1 / GWB PAINT	W1, W3
SA3.1	STAIR #A3	LINOLEUM SHEET / TERRAZZO TREADS & LANDING	4" VINYL	TILE/PAINT	ACT-1 / GWB PAINT	W1, W3
SA3.2	STAIR #A3	LINOLEUM SHEET / TERRAZZO TREADS & LANDING	4" VINYL	TILE/PAINT	ACT-1 / GWB PAINT	W1, W3
SA3.3	STAIR #A3	LINOLEUM SHEET / TERRAZZO TREADS & LANDING	4" VINYL	TILE/PAINT	ACT-1 / GWB PAINT	W1, W3

ROOM FINISH SCHEDULE SECTION B STAIRS

Room Number	Room Name	Floor Finish	Base Finish	Wall Finish	Ceiling Finish	Notes
SB3.3	Room					
SB1.1	STAIR #B1	TERRAZZO TILE / TERRAZZO TREADS AND LANDING	TERRAZZO TILE	TILE/PAINT	ACT-1 / GWB PAINT	W1, W3
SB1.2	STAIR #B1	TERRAZZO TILE / TERRAZZO TREADS AND LANDING	TERRAZZO TILE	TILE/PAINT	ACT-1 / GWB PAINT	W1, W3
SB1.3	STAIR #B1	LINOLEUM SHEET / TERRAZZO TREADS & LANDING	4" VINYL	TILE/PAINT	ACT-1 / GWB PAINT	W1, W3
SB2.0	STAIR #B2	TERRAZZO TILE / TERRAZZO TREADS AND LANDING	TERRAZZO TILE	TILE/PAINT	ACT-1 / GWB PAINT	W1, W3
SB2.1	STAIR #B2	TERRAZZO TILE / TERRAZZO TREADS AND LANDING	TERRAZZO TILE	TILE/PAINT	ACT-1 / GWB PAINT	W1, W3
SB2.2	STAIR #B2	TERRAZZO TILE / TERRAZZO TREADS AND LANDING	TERRAZZO TILE	TILE/PAINT	ACT-1 / GWB PAINT	W1, W3
SB3.0	STAIR #B3	ENTRY MAT 1 CARPET TILE / LINOLEUM SHEET / TERRAZZO TREADS & LANDING	RUBBER	TILE/PAINT	ACT-1 / ACT-1A / GWB; PAINT	W1, W3
SB3.1	STAIR #B3	RESILIENT ATHLETIC TYPE 2; TERRAZZO TREADS & LANDING	4" VINYL	TILE/PAINT	ACT-1 / ACT-1A / GWB; PAINT	W1, W3
SB3.1	STAIR #B3					
SB3.2	STAIR #B3	LINOLEUM SHEET / TERRAZZO TREADS & LANDING	4" VINYL	TILE/PAINT	ACT-1 / GWB PAINT	W1, W3
SB4.0	STAIR #B4	ENTRY MAT 1 CARPET TILE / LINOLEUM SHEET / TERRAZZO TREADS & LANDING	RUBBER	TILE/PAINT	ACT-1 / ACT-1A / GWB; PAINT	W1, W3
SB4.1	STAIR #B4	RESILIENT ATHLETIC TYPE 2; TERRAZZO TREADS & LANDING	4" VINYL	TILE/PAINT	ACT-1 / ACT-1A / GWB; PAINT	W1, W3
SB5.0	STAIR #B5	RUBBER TREAD & RISER	RUBBER	CMU/EPOXY PAINT	ACT-1	W1, W3
SB6.0	STAIR #B6	TERRAZZO TILE / TERRAZZO TREADS AND LANDING	RUBBER	TILE/PAINT	ACT-1	W1, W3

ROOM FINISH SCHEDULE SECTION A ELEVATORS

Room Number	Room Name	Floor Finish	Base Finish	Wall Finish	Ceiling Finish	Notes
A.1	ELEV. 1	ENTRY MAT 2 CARPET TILE	STAINLESS STEEL SATIN FINISH	PLAM	METAL PANS	P3

ROOM FINISH SCHEDULE SECTION B ELEVATORS

Room Number	Room Name	Floor Finish	Base Finish	Wall Finish	Ceiling Finish	Notes
B.0	ELEV. 2	ENTRY MAT 2 CARPET TILE	STAINLESS STEEL SATIN FINISH	PLAM	METAL PANS	P3

FINISH KEYNOTES LEGEND

FLOOR
F1. AREA RUG BY OWNER (N.I.C.)

WALLS
W1. PORCELAIN AND GLAZED CERAMIC WALL TILE TO 7'-0" AFF, PAINTED GWB ABOVE. REFER TO 1/A11.1
W1A. PORCELAIN AND GLAZED CERAMIC WALL TILE TO 11'-0" AFF, PAINTED GWB ABOVE. REFER TO 7/A11.1
W2. GLAZED CERAMIC WALL TILE TO 7'-0" AFF, PAINTED GWB ABOVE; REFER TO 4/A11.1
W3. ABUSE RESISTANT GWB
W4. GLAZED CERAMIC WALL TILE TO FINISH CEILING; REFER TO 2/A11.1

WALL PANELS
P1. FABRIC-COVERED FIBERGLASS ACOUSTICAL PANELS
P2. FABRIC-COVERED WOOD FIBER ACOUSTICAL PANELS
P3. PLASTIC LAMINATE PANELS
P4. WOOD DIFFUSER PANELS
P5. ATHLETIC WALL PADS

CEILING
C1. 1-HOUR RATED CEILING ASSEMBLY
C2. 2-HOUR RATED CEILING ASSEMBLY
C3. NOT USED
C4. GWB, BATT INSULATION AND ACT ISOLATION CEILING ASSEMBLY; SEE DETAIL 2/A4.1
C5. ABOVE CEILING ACOUSTICAL BLANKET
C6. 40% ACT-6 AND 60% ACT-3 - SEE GENERAL NOTE 4
C7. PIPE / GRID SUSPENDED FROM STRUCTURE ABOVE
C8. SPECIALTY ARTWORK SUSPENDED FROM STRUCTURE ABOVE
C9. AT LOCATIONS WITH EXPOSED STRUCTURE; PAINT: STANDARD DENSITY APPLIED FIREPROOFING WILL REMAIN UNPAINTED (TYP). MEDIUM AND HIGH DENSITY APPLIED FIREPROOFING TO BE PAINTED (TYP). REFER TO FIREPROOFING PLANS ON SHEETS A2.3 AND A2.4 FOR LOCATIONS AT TYPES OF FIREPROOFING; PAINT ALL EXPOSED DUCTOWRK, PIPING CONDUIT AND RELATED ITEMS.
C10. ABUSE RESISTANT GWB CEILING

OTHER
M1. WINDOW SHADES: MANUAL SINGLE ROLLER SHADE W/LIGHT FILTERING FABRIC
M2. WINDOW SHADES: MOTORIZED SINGLE ROLLER SHADE W/LIGHT FILTERING FABRIC
M3. WINDOW SHADES: MOTORIZED DUAL ROLLER SHADE W/ LIGHT FILTERING AND ROOM DARKENING FABRIC
M4. VERTICAL LOUVER BLINDS
M5. PRIVACY BLINDS AT SIDELITE
M6. SPECIALTY SHADES

STAIR / ELEVATOR
S1. GWB-PAINT AND ACT-1
S2. BASE / WALL / CEILING FINISHES BY DIVISION 14

General Notes:
1. Refer to floor plans, interior elevations, building sections for sizes and locations of tack panels, acoustic panels and plastic laminate panels.
2. Refer to Interior Elevations for Typical Finish Tile Wall Patterns and interior elevations for porcelian & ceramic tile wall patterns heights, locations, and details.
3. Refer to finish floor plans for floor patterns, types and details.
4. Refer to reflected ceiling plans for ceiling heights and ceiling details.

LAMOUREUX PAGANO ASSOCIATES. ARCHITECTS
108 GROVE STREET, SUITE 300
WORCESTER, MASSACHUSETTS 01605

MEMBER OF
THE AMERICAN INSTITUTE OF ARCHITECTS

CONSULTANT

OWNER

Worcester Public Schools

Worcester, MA

Project North

PROJECT

FINAL BID PACKAGE

South High Community School

170 Apricot Street, Worcester, MA 01603

TITLE

Room Finish Schedule - Ground Floor

Key Plan



REVISIONS

No.	Description	Date

FILE:

DWN. BY: Author | JOB NO: #1611

CKD. BY: Checker | SCALE: As indicated

DATE: January 31, 2019

A11.1

FINISH KEYNOTES LEGEND

FLOOR
F1. AREA RUG BY OWNER (N.I.C.)

WALLS
W1. PORCELAIN AND GLAZED CERAMIC WALL TILE TO 7'-0" AFF, PAINTED GWB ABOVE. REFER TO 1/A11.1
W1A. PORCELAIN AND GLAZED CERAMIC WALL TILE TO 11'-0" AFF, PAINTED GWB ABOVE. REFER TO 7/A11.1
W2. GLAZED CERAMIC WALL TILE TO 7'-0" AFF, PAINTED GWB ABOVE; REFER TO 4/A11.1
W3. ABUSE RESISTANT GWB
W4. GLAZED CERAMIC WALL TILE TO FINISH CEILING; REFER TO 2/A11.1

WALL PANELS
P1. FABRIC-COVERED FIBERGLASS ACOUSTICAL PANELS
P2. FABRIC-COVERED WOOD FIBER ACOUSTICAL PANELS
P3. PLASTIC LAMINATE PANELS
P4. WOOD DIFFUSER PANELS
P5. ATHLETIC WALL PADS

CEILING
C1. 1-HOUR RATED CEILING ASSEMBLY
C2. 2-HOUR RATED CEILING ASSEMBLY
C3. NOT USED
C4. GWB, BATT INSULATION AND ACT ISOLATION CEILING ASSEMBLY; SEE DETAIL 2/A4.1
C5. ABOVE CEILING ACOUSTICAL BLANKET
C6. 40% ACT-6 AND 60% ACT-3 - SEE GENERAL NOTE 4
C7. PIPE / GRID SUSPENDED FROM STRUCTURE ABOVE
C8. SPECIALTY ARTWORK SUSPENDED FROM STRUCTURE ABOVE
C9. AT LOCATIONS WITH EXPOSED STRUCTURE; PAINT - STANDARD DENSITY APPLIED FIREPROOFING WILL REMAIN UNPAINTED (TYP); MEDIUM AND HIGH DENSITY APPLIED FIREPROOFING TO BE PAINTED (TYP). REFER TO FIREPROOFING PLANS ON SHEETS A2.1 AND A2.4 FOR LOCATIONS AT TYPES OF FIREPROOFING; PAINT ALL EXPOSED DUCTOWRK, PIPING CONDUIT AND RELATED ITEMS.
C10. ABUSE RESISTANT GWB CEILING

OTHER
M1. WINDOW SHADES: MANUAL SINGLE ROLLER SHADE W/LIGHT FILTERING FABRIC
M2. WINDOW SHADES: MOTORIZED SINGLE ROLLER SHADE W/LIGHT FILTERING FABRIC
M3. WINDOW SHADES: MOTORIZED DUAL ROLLER SHADE W/ LIGHT FILTERING AND ROOM DARKENING FABRIC
M4. VERTICAL LOUVER BLINDS
M5. PRIVACY BLINDS AT SIDELITE
M6. SPECIALTY SHADES

STAIR / ELEVATOR
S1. GWB-PAINT AND ACT-1
S2. BASE / WALL / CEILING FINISHES BY DIVISION 14

General Notes:
1. Refer to floor plans, interior elevations, building sections for sizes and locations of tack panels, acoustic panels and plastic laminate panels.
2. Refer to Interior Elevations for Typical Finish Tile Wall Patterns and interior elevations for porcelian & ceramic tile wall patterns heights, locations, and details.
3. Refer to finish floor plans for floor patterns, types and details.
4. Refer to reflected ceiling plans for ceiling heights and ceiling details.

ROOM FINISH SCHEDULE FIRST FLOOR SECTION A

Room Number	Room Name	Floor Finish	Base Finish	Wall Finish	Ceiling Finish	Notes
A100	CORRIDOR	LINOLEUM SHEET	4" VINYL	TILE/PAINT	ACT-1 / ACT-1A / GWB; PAINT	W1, W3
A101	AP	CARPET TILE	4" VINYL	GWB PAINT	ACT-1	
A101.1	ADJ. COUNS.	CARPET TILE	4" VINYL	GWB PAINT	ACT-1	M4
A101.2	AP	CARPET TILE	4" VINYL	GWB PAINT	ACT-1	M4
A102	CLASSROOM	LINOLEUM SHEET / MODULAR LINOLEUM	4"/6" VINYL	GWB PAINT	ACT-1	M1, M5
A103	SPED INCLUSION	LINOLEUM SHEET / MODULAR LINOLEUM	4"/6" VINYL	GWB PAINT	ACT-1	M1, M5
A104	CLASSROOM	LINOLEUM SHEET / MODULAR LINOLEUM	4"/6" VINYL	GWB PAINT	ACT-1	M1, M5
A105	COMMON	CARPET TILE	4" VINYL	TILE/PAINT	ACT-1 / ACT-1A	M1, W1, W3
A106	CLASSROOM	LINOLEUM SHEET / MODULAR LINOLEUM	4"/6" VINYL	GWB PAINT	ACT-1	M1, M5
A107	SCIENCE LAB	LINOLEUM SHEET	4"/6" VINYL	GWB PAINT	ACT-1 / GWB; PAINT	M1, M5, C7
A108	PREP	LINOLEUM SHEET	4"/6" VINYL	GWB PAINT	ACT-1 / GWB; PAINT	
A109	CLASSROOM	LINOLEUM SHEET / MODULAR LINOLEUM	4"/6" VINYL	GWB PAINT	ACT-1	M1, M5
A110	CORRIDOR	LINOLEUM SHEET	4" VINYL	TILE/PAINT	ACT-1 / ACT-1A / GWB; PAINT	W1, W3
A111	PLANNING	LINOLEUM SHEET	4" VINYL	GWB PAINT	ACT-1	M4
A112	LOCKERS	LINOLEUM SHEET	4" VINYL	TILE/PAINT / GWB; PAINT	ACT-1 / ACT-1A / GWB PAINT	W1, W3
A113	ELECTRIC	LINOLEUM SHEET	4" VINYL	GWB PAINT	2-HOUR RATED GWB PAINT	C2
A113.1	EM ELEC	LINOLEUM SHEET	4" VINYL	GWB PAINT	2-HOUR RATED GWB PAINT	C2
A114	ACID NEUTRAL	LINOLEUM SHEET	4" VINYL	GWB PAINT	ACT-1	
A115	STOREROOM	LINOLEUM SHEET	4" VINYL	GWB PAINT	ACT-1	
A120	CORRIDOR	LINOLEUM SHEET	4" VINYL	TILE/PAINT	ACT-1 / ACT-1A / GWB; PAINT	W1, W3
A121	CLASSROOM	LINOLEUM SHEET / MODULAR LINOLEUM	4"/6" VINYL	GWB PAINT	ACT-1	M1, M5
A122	CLASSROOM	LINOLEUM SHEET / MODULAR LINOLEUM	4"/6" VINYL	GWB PAINT	ACT-1	M1, M5
A123	CLASSROOM	LINOLEUM SHEET / MODULAR LINOLEUM	4"/6" VINYL	GWB PAINT	ACT-1	M1, M5
A124	CLASSROOM	LINOLEUM SHEET / MODULAR LINOLEUM	4"/6" VINYL	GWB PAINT	ACT-1	M1, M5
A125	COMMON	CARPET TILE	4" VINYL	TILE/PAINT	ACT-1 / ACT-1A	M1, W1, W3
A126	CLASSROOM	LINOLEUM SHEET / MODULAR LINOLEUM	4"/6" VINYL	GWB PAINT	ACT-1	M1, M5
A127	CLASSROOM	LINOLEUM SHEET / MODULAR LINOLEUM	4"/6" VINYL	GWB PAINT	ACT-1	M1, M5
A128	CLASSROOM	LINOLEUM SHEET / MODULAR LINOLEUM	4"/6" VINYL	GWB PAINT	ACT-1	M1, M5
A129	CLASSROOM	LINOLEUM SHEET / MODULAR LINOLEUM	4"/6" VINYL	GWB PAINT	ACT-1	M1, M5
A130	CORRIDOR	LINOLEUM SHEET	4" VINYL	TILE/PAINT	ACT-1 / ACT-1A / GWB; PAINT	W1, W3
A131	PLANNING	LINOLEUM SHEET	4" VINYL	GWB PAINT	ACT-1	M4
A132	LOCKERS	LINOLEUM SHEET	4" VINYL	TILE/PAINT / GWB; PAINT	ACT-1, ACT-1A, GWB; PAINT	W1, W3
A133	ELEC	LINOLEUM SHEET	4" VINYL	GWB PAINT	2-HOUR RATED GWB PAINT	C2
A134	STOR	LINOLEUM SHEET	4" VINYL	GWB PAINT	2-HOUR RATED GWB PAINT	C2
A135	LANGUAGE LAB	LINOLEUM SHEET	4" VINYL	GWB PAINT	ACT-1	P1, M1; M5
A140	CORRIDOR	LINOLEUM SHEET	4" VINYL	TILE/PAINT	ACT-1 / ACT-1A / GWB; PAINT	W1, W3
A141	RESOURCE/ INCLUSION	LINOLEUM SHEET / MODULAR LINOLEUM	4"/6" VINYL	GWB PAINT	ACT-1	M1, M5
A142	CLASSROOM	LINOLEUM SHEET / MODULAR LINOLEUM	4"/6" VINYL	GWB PAINT	ACT-1	M1, M5
A143	CLASSROOM	LINOLEUM SHEET / MODULAR LINOLEUM	4"/6" VINYL	GWB PAINT	ACT-1	M1, M5
A144	CLASSROOM	LINOLEUM SHEET / MODULAR LINOLEUM	4"/6" VINYL	GWB PAINT	ACT-1	M1, M5
A145	COMMON	CARPET TILE	4" VINYL	TILE/PAINT	ACT-1 / ACT-1A	M1, W1, W3
A146	CLASSROOM	LINOLEUM SHEET / MODULAR LINOLEUM	4"/6" VINYL	GWB PAINT	ACT-1	M1, M5
A147	CLASSROOM	LINOLEUM SHEET / MODULAR LINOLEUM	4"/6" VINYL	GWB PAINT	ACT-1	M1, M5
A148	CLASSROOM	LINOLEUM SHEET / MODULAR LINOLEUM	4"/6" VINYL	GWB PAINT	ACT-1	M1, M5
A149	CLASSROOM	LINOLEUM SHEET / MODULAR LINOLEUM	4"/6" VINYL	GWB PAINT	ACT-1	M1, M5
A150	CORRIDOR	LINOLEUM SHEET	4" VINYL	TILE/PAINT	ACT-1 / ACT-1A	W1, W3
A151	PLANNING	LINOLEUM SHEET	4" VINYL	GWB PAINT	ACT-1	M4
A152	LOCKERS	LINOLEUM SHEET	4" VINYL	TILE/PAINT / GWB; PAINT	ACT-1, ACT-1A, GWB; PAINT	W1, W3
A153	STOR	LINOLEUM SHEET	4" VINYL	GWB PAINT	2-HOUR RATED GWB PAINT	C2
A154	ELEC	LINOLEUM SHEET	4" VINYL	GWB PAINT	2-HOUR RATED GWB PAINT	C2
A155	COMPUTER	LINOLEUM SHEET	4" VINYL	GWB PAINT	ACT-1	M1, M5
A160	CORRIDOR	LINOLEUM SHEET	4" VINYL	TILE/PAINT	ACT-1 / ACT-1A / GWB; PAINT	W1, W3
A161	STEP 1	LINOLEUM SHEET	4"/6" VINYL	GWB PAINT	ACT-1	M1, M5
A162	STEP CL.	LINOLEUM SHEET	4" VINYL	GWB PAINT	ACT-1	
A163	BOYS	EPOXY TYPE 2	4" EPOXY TYPE 2	TILE/PAINT	ACT-4 / ABUSE RESISTANT GWB PAINT	W4, C10
A164	JAN.	EPOXY TYPE 2	4" EPOXY TYPE 2	FRP	ACT-4	
A164.1	CHASE	CONCRETE	4" VINYL	EXPOSED METAL STUDS	EXPOSED STRUCTURE; PAINT	
A165	GIRLS	EPOXY TYPE 2	4" EPOXY TYPE 2	TILE/PAINT	ACT-4 / ABUSE RESISTANT GWB PAINT	W4, C10
A166	CLASSROOM	LINOLEUM SHEET / MODULAR LINOLEUM	4"/6" VINYL	GWB PAINT	ACT-1	M1, M5
A167	STORAGE	LINOLEUM SHEET	4" VINYL	GWB PAINT	ACT-1	
A168	MEN	EPOXY TYPE 2	4" EPOXY TYPE 2	TILE/PAINT	ACT-1	W2
A169	WOMEN	EPOXY TYPE 2	4" EPOXY TYPE 2	TILE/PAINT	ACT-1	W2
A170	CLASSROOM	LINOLEUM SHEET / MODULAR LINOLEUM	4"/6" VINYL	GWB PAINT	ACT-1	M1, M5
A171	CLASSROOM	LINOLEUM SHEET / MODULAR LINOLEUM	4"/6" VINYL	GWB PAINT	ACT-1	M1, M5
A172	CLASSROOM	LINOLEUM SHEET / MODULAR LINOLEUM	4"/6" VINYL	GWB PAINT	ACT-1	M1, M5
A173	PLANNING	LINOLEUM SHEET / MODULAR LINOLEUM	4"/6" VINYL	GWB PAINT	ACT-1	M1, M5
A174	MEN	EPOXY TYPE 2	4" EPOXY TYPE 2	TILE/PAINT	ACT-1	W2
A175	WOMEN	EPOXY TYPE 2	4" EPOXY TYPE 2	TILE/PAINT	ACT-1	W2
A176	SPEECH	LINOLEUM SHEET / MODULAR LINOLEUM	4"/6" VINYL	GWB PAINT	ACT-1	M1, M5
A177	CLASSROOM	LINOLEUM SHEET / MODULAR LINOLEUM	4"/6" VINYL	GWB PAINT	ACT-1	M1, M5
A180	GIRLS	EPOXY TYPE 2	4" EPOXY TYPE 2	TILE/PAINT	ACT-4 / ABUSE RESISTANT GWB PAINT	W4, C10
A181	TLT	EPOXY TYPE 2	4" EPOXY TYPE 2	TILE/PAINT	ACT-4 / ABUSE RESISTANT GWB PAINT	W2, W3, C10
A181.1	CHASE	CONCRETE	4" VINYL	EXPOSED METAL STUDS	EXPOSED STRUCTURE; PAINT	
A182	BOYS	EPOXY TYPE 2	4" EPOXY TYPE 2	TILE/PAINT	ACT-4 / ABUSE RESISTANT GWB PAINT	W4, C10
A183	MACH	CONCRETE SEALED	4" VINYL	GWB/CMU; PAINT	2-HOUR RATED GWB PAINT	C2
A184	GENERAL SUPPLY	EPOXY TYPE 3	4" EPOXY TYPE 3	GWB PAINT	ACT-2	W3
A185	CUSTODIAN	EPOXY TYPE 3	4" EPOXY TYPE 3	GWB PAINT	ACT-1	
A185.1	CUST. TLT	EPOXY TYPE 2	4" EPOXY TYPE 2	TILE/PAINT	ACT-1 / GWB PAINT	W2
A186	RECYCLE/ TRASH	EPOXY TYPE 3	4" EPOXY TYPE 3	FRP	ACT-2	
A187	CORRIDOR	EPOXY TYPE 3	4" EPOXY TYPE 3	TILE/PAINT	ACT-1	W1, W3
A188	KITCHEN WOMEN	EPOXY TYPE 2	4" EPOXY TYPE 2	TILE/PAINT	ACT-1	W2
A189	KITCHEN MEN	EPOXY TYPE 2	4" EPOXY TYPE 2	TILE/PAINT	ACT-1	W2
A190	LAUNDRY	EPOXY TYPE 2	4" EPOXY TYPE 2	FRP	ACT-2	

ROOM FINISH SCHEDULE FIRST FLOOR SECTION B

Room Number	Room Name	Floor Finish	Base Finish	Wall Finish	Ceiling Finish	Notes
B100	MAIN LOBBY	ENTRY MAT 2 CARPET TILE /TERRAZZO TILE	TERRAZZO TILE	TILE/PAINT / THIN BRICK MASONRY VENEER	ACT-1 / GWB; PAINT	W1, W3, M2. C8, P3
B100.1	VESTIBULE	ENTRY MAT 1 CARPET TILE	BRICK MASONRY VENEER / 4" VINYL	TILE/PAINT / THIN BRICK MASONRY VENEER	ABUSE RESISTANT GYP; PAINTED	W1, W3
B101	GEN OFFICE	LINOLEUM SHEET/CARPET TILE	4" VINYL	GWB PAINT	ACT-1	W3
B102	PRINCIPAL	CARPET TILE	4" VINYL	GWB PAINT	ACT-1	M4, M5
B102.1	CL	CARPET TILE	4" VINYL	GWB PAINT	ACT-1	
B103	SRO OFFICE	CARPET TILE	4" VINYL	GWB PAINT	ACT-1	M4, M5
B104	GUIDANCE OFFICE	CARPET TILE	4" VINYL	GWB PAINT	ACT-1	M4, M5
B105	TLT	EPOXY TYPE 2	4" EPOXY TYPE 2	GWB PAINT	ACT-1	W2
B106	CONF.	CARPET TILE	4" VINYL	GWB PAINT	ACT-1	M4, M5
B107	CONF.	CARPET TILE	4" VINYL	GWB PAINT	ACT-1	M5
B108	VAULT	LINOLEUM SHEET	4" VINYL	IMPACT RESISTANT GWB PAINT	2-HOUR RATED GWB PAINT	C2
B108.3	JANITOR	EPOXY TYPE 2	4" EPOXY TYPE 2	FRP	2-HOUR RATED GWB PAINT	C2
B109	MAIL/COPY	LINOLEUM SHEET	4" VINYL	GWB PAINT	ACT-1	
B110	CORRIDOR	LINOLEUM SHEET	4" VINYL	TILE/PAINT	ACT-1 / ACT-1A / GWB; PAINT	W1, W3
B111	IO CLERK OFFICE	CARPET TILE	4" VINYL	GWB PAINT	ACT-1	M5
B112	ELECTRIC	LINOLEUM SHEET	4" VINYL	GWB PAINT	EXPOSED STRUCTURE; PAINT	C9
B112.1	EMERG ELEC	LINOLEUM SHEET	4" VINYL	GWB PAINT	2-HOUR RATED GWB PAINT	C2
B113	CORR.	LINOLEUM SHEET	4" VINYL	GWB PAINT	ACT-1	W3
B115	WAIT	LINOLEUM SHEET	4" VINYL	TILE/PAINT	ACT-1 / GWB PAINT	W2, W3
B115.1	MED RM	LINOLEUM SHEET	4" VINYL	GWB PAINT	ACT-1	
B115.2	EXAM	LINOLEUM SHEET	4" VINYL	GWB PAINT	ACT-1	
B115.3	CL	LINOLEUM SHEET	4" VINYL	GWB PAINT	ACT-1	
B115.4	EXAM	LINOLEUM SHEET	4" VINYL	GWB PAINT	ACT-1	
B116	CLIN	LINOLEUM SHEET	4" VINYL	GWB PAINT	ACT-1	M4
B117	NURSE	LINOLEUM SHEET	4" VINYL	GWB PAINT	ACT-1	M4
B118	REST	LINOLEUM SHEET / MODULAR LINOLEUM	4" VINYL	TILE/PAINT	ACT-1	W2, M4
B119	TLT	EPOXY TYPE 2	4" EPOXY TYPE 2	TILE/PAINT	ACT-1	W2
B119.1	TLT	EPOXY TYPE 2	4" EPOXY TYPE 2	TILE/PAINT	ACT-1	W2
B120	CORRIDOR	LINOLEUM SHEET	4" VINYL	GWB PAINT	ACT-1 / GWB PAINT	

ROOM FINISH SCHEDULE FIRST FLOOR SECTION B

Room Number	Room Name	Floor Finish	Base Finish	Wall Finish	Ceiling Finish	Notes
B120.1	EXAM	LINOLEUM SHEET	4" VINYL	GWB PAINT	ACT-1	
B120.2	CL	LINOLEUM SHEET	4" VINYL	GWB PAINT	ACT-1	
B120.3	EXAM	LINOLEUM SHEET	4" VINYL	GWB PAINT	ACT-1	
B120.4	CLEAN SUPPLY	LINOLEUM SHEET	4" VINYL	GWB PAINT	ACT-1	
B121	CLIN	LINOLEUM SHEET	4" VINYL	GWB PAINT	ACT-1	M4, M5
B122	CLIN	LINOLEUM SHEET	4" VINYL	GWB PAINT	ACT-1	M4, M5
B123	CLIN	LINOLEUM SHEET	4" VINYL	GWB PAINT	ACT-1	M4, M5
B124	SOILED	LINOLEUM SHEET	4" VINYL	GWB PAINT	ACT-1	
B124.1	JAN.	EPOXY TYPE 2	4" EPOXY TYPE 2	FRP	ACT-1	
B125	STOR.	LINOLEUM SHEET	4" VINYL	GWB PAINT	ACT-1	M4, M5
B126	WAIT	LINOLEUM SHEET	4" VINYL	TILE/PAINT	ACT-1	W2, W3
B126.1	TLT	EPOXY TYPE 2	4" EPOXY TYPE 2	TILE/PAINT	ACT-1	W2
B126.2	TLT	EPOXY TYPE 2	4" EPOXY TYPE 2	TILE/PAINT	ACT-1	W2
B127	FOOD PANTRY	LINOLEUM SHEET	4" VINYL	GWB PAINT	ACT-1	M5
B128	MULTI PURPOSE RM	LINOLEUM SHEET / MODULAR LINOLEUM	4" VINYL	GWB PAINT	ACT-1	M5
B130	CORRIDOR	RESILIENT ATHLETIC TYPE 2	4" RUBBER	TILE/PAINT	ACT-1 / ACT-1A / GWB; PAINT	W1, W3
B130.1	VESTIBULE	ENTRY MAT 1 CARPET TILE	THIN BRICK MASONRY VENEER / 4" RUBBER	TILE/PAINT, BRICK MASONRY VENEER	ABUSE RESISTANT GYP; PAINTED	W1, W3
B131	COMM. OFFICE & STORAGE	LINOLEUM SHEET	4" VINYL	GWB PAINT	ACT-1	
B132	PE STORAGE	LINOLEUM SHEET	4" VINYL	GWB PAINT	EXPOSED STRUCTURE; PAINT	C9
B133	TELCOM	LINOLEUM SHEET	4" VINYL	GWB PAINT	EXPOSED STRUCTURE; PAINT	C9
B134	STOR	RESILIENT ATHLETIC TYPE 3	RUBBER	IMPACT RESISTANT GWB PAINT	EXPOSED STRUCTURE; PAINT	C9
B135	WEIGHT ROOM	RESILIENT ATHLETIC TYPE 3	RUBBER	IMPACT RESISTANT GWB PAINT	EXPOSED STRUCTURE; PAINT	M2, C9
B137	TRAINING	EPOXY TYPE 2	4" EPOXY TYPE 2	TILE/PAINT	EXPOSED STRUCTURE; PAINT	W2,C9
B138	JAN	EPOXY TYPE 2	4" EPOXY TYPE 2	FRP	ACT-1	
B138.1	STORAGE	EPOXY TYPE 2	4" EPOXY TYPE 2	GWB PAINT	ACT-1	
B139	GYMNASIUM	WOOD ATHLETIC FLOORING / RESILIENT ATHLETIC FLOOR TYPE 1	VENTED RUBBER / 4" RUBBER	CMU PAINT / IMPACT RESISTANT GWB; PAINT	EXPOSED STRUCTURE; PAINT	P2, P5, C9
B140	CORRIDOR	RESILIENT ATHLETIC TYPE 2	4" RUBBER	TILE/PAINT	ACT-1 / ACT-1A / GWB; PAINT	W1, W3
B141	GIRLS TEAM ROOM	EPOXY TYPE 2	4" EPOXY TYPE 2	TILE/PAINT	ACT-4	W4
B141.1	ATHLETIC STORAGE	EPOXY TYPE 2	4" EPOXY TYPE 2	TILE/PAINT	ACT-4	W2, W3
B142	GIRLS LOCKER ROOM	EPOXY TYPE 2	4" EPOXY TYPE 2	TILE/PAINT	ACT-4	W4
B142.1	SHOWERS/ TOILETS	EPOXY TYPE 2	4" EPOXY TYPE 2	TILE/PAINT	ACT-4 / ABUSE RESISTANT GWB PAINT	W4, C10
B143	GIRLS VISITING TEAM	EPOXY TYPE 2	4" EPOXY TYPE 2	TILE/PAINT	ACT-4	W4
B143.1	TLT.	EPOXY TYPE 2	4" EPOXY TYPE 2	TILE/PAINT	ACT-4 / ABUSE RESISTANT GWB PAINT	W4, C10
B143.2	CLOSET	EPOXY TYPE 2	4" EPOXY TYPE 2	GWB PAINT	GWB; PAINT	
B144	FAMILY LOCKERS	EPOXY TYPE 2	4" EPOXY TYPE 2	TILE/PAINT	ACT-4 / ABUSE RESISTANT GWB PAINT	W4, C10
B144.1	JAN	EPOXY TYPE 2	4" EPOXY TYPE 2	FRP	GWB, PAINT	
B145	BOYS VISITING TEAM	EPOXY TYPE 2	4" EPOXY TYPE 2	TILE/PAINT	ACT-4	W4
B145.1	TLT.	EPOXY TYPE 2	4" EPOXY TYPE 2	TILE/PAINT	ACT-4 / ABUSE RESISTANT GWB PAINT	W4, C10
B145.2	CLOSET	EPOXY TYPE 2	4" EPOXY TYPE 2	GWB PAINT	GWB; PAINT	
B146	BOYS LOCKER ROOM	EPOXY TYPE 2	4" EPOXY TYPE 2	TILE/PAINT	ACT-4	W4
B146.1	SHOWERS/ TOILETS	EPOXY TYPE 2	4" EPOXY TYPE 2	TILE/PAINT	ACT-4 / ABUSE RESISTANT GWB PAINT	W4, C10
B147	BOYS TEAM ROOM	EPOXY TYPE 2	4" EPOXY TYPE 2	TILE/PAINT	ACT-4	W4
B147.1	ATHLETIC STORAGE	EPOXY TYPE 2	4" EPOXY TYPE 2	TILE/PAINT	ACT-4	W2, W3
B147.2	JAN	EPOXY TYPE 2	4" EPOXY TYPE 2	FRP	GWB; PAINT	C10
B148	PE OFFICE	LINOLEUM SHEET	4" VINYL	GWB PAINT	ACT-1	M5
B148.1	TLT	EPOXY TYPE 2	4" EPOXY TYPE 2	TILE/PAINT	ACT-4	W2
B148.2	CLOSET	EPOXY TYPE 2	4" EPOXY TYPE 2	GWB PAINT	GWB; PAINT	
B150	CORRIDOR	LINOLEUM SHEET	4" VINYL	TILE/PAINT	ACT-1 / GWB; PAINT	W1, W3
B152	CHORUS STOR.	LINOLEUM SHEET	4" VINYL	GWB PAINT	ACT-1	
B153	CHORUS	LINOLEUM SHEET	4" VINYL	GWB; PAINT; ACOUSTIC PANELS	ACT-3 / ACT-6 / GWB; PAINT / EXPOSED STRUCTURE; PAINT	P1, M2, C6, C9, M5
B154	BAND	LINOLEUM SHEET	4" VINYL	GWB; PAINT; ACOUSTIC PANELS	ACT-3 / ACT-6 / GWB; PAINT / EXPOSED STRUCTURE; PAINT	P1, M2, C6, C9
B155	BAND STOR.	LINOLEUM SHEET	4" VINYL	GWB PAINT	ACT-1	
B156	PIANO LAB	LINOLEUM SHEET	4" VINYL	GWB; PAINT; ACOUSTIC PANELS	ACT-3 / ACT-6 / GWB; PAINT / EXPOSED STRUCTURE; PAINT	P1, M2, C6, C9, M5
B157	ENSEMBLE	LINOLEUM SHEET	4" VINYL	GWB; PAINT; ACOUSTIC PANELS	ACT-3	P2
B158	ENSEMBLE	LINOLEUM SHEET	4" VINYL	GWB; PAINT; ACOUSTIC PANELS	ACT-3	P2
B159	PRACTICE	LINOLEUM SHEET	4" VINYL	GWB; PAINT; ACOUSTIC PANELS	ACT-3	P2
B160	CORR.	LINOLEUM SHEET	4" VINYL	TILE/PAINT	ACT-1	W1, W3
B160.1	VESTIBULE	SHEET CARPET	4" VINYL	GWB; PAINT / WOOD PANEL	ACT-1	W3, P4
B160.2	ELEC. / AV	CONCRETE SEALED	4" VINYL	GWB PAINT	EXPOSED STRUCTURE; PAINT	C9
B161	PRACTICE	LINOLEUM SHEET	4" VINYL	GWB; PAINT; ACOUSTIC PANELS	ACT-3	P2
B162	PRACTICE	LINOLEUM SHEET	4" VINYL	GWB; PAINT; ACOUSTIC PANELS	ACT-3	P2
B163	PRACTICE	LINOLEUM SHEET	4" VINYL	GWB; PAINT; ACOUSTIC PANELS	ACT-3	P2
B164	PRACTICE	LINOLEUM SHEET	4" VINYL	GWB; PAINT; ACOUSTIC PANELS	ACT-3	P2
B165	PRACTICE	LINOLEUM SHEET	4" VINYL	GWB; PAINT; ACOUSTIC PANELS	ACT-3	P2
B166	JAN	EPOXY TYPE 2	4" EPOXY TYPE 2	FRP	ACT-1	
B167	TLT	EPOXY TYPE 2	4" EPOXY TYPE 2	TILE/PAINT	ACT-1	W2
B168	THEATER CLASSROOM	LINOLEUM SHEET	4" VINYL	GWB PAINT	ACT-1	M5
B169	STAGE	TEMPERED HARDBOARD ON RESILIENT SUBFLOOR SYSTEM; PAINT / SOLID WOOD AT EDGE AND STAGE FRONT	4" VENTED RUBBER	IMPACT RESISTANT GWB; PAINT	EXPOSED STRUCTURE; PAINT	C9
B169.1	SET STORAGE	LINOLEUM SHEET	4" VINYL	GWB PAINT	ACT-1	
B170	CORRIDOR	TERRAZZO TILE	TERRAZZO TILE	TILE/PAINT / THIN BRICK MASONRY VENEER / FIBER CEMENT PANELS	ACT-1 / GWB; PAINT	W1, W3, P3
B171	SECURITY OFFICE	LINOLEUM SHEET	4" VINYL	GWB PAINT	GWB, PAINT	
B172	WOMEN	EPOXY TYPE 2	4" EPOXY TYPE 2	TILE/PAINT	ACT-1 / ABUSE RESISTANT GWB PAINT	W4, C10
B173	TLT	EPOXY TYPE 2	4" EPOXY TYPE 2	TILE/PAINT	ACT-1 / ABUSE RESISTANT PAINT	W4, C10
B174	MEN	EPOXY TYPE 2	4" EPOXY TYPE 2	TILE/PAINT	ACT-1 / ABUSE RESISTANT GWB PAINT	W4, C10
B175	LOWER AUDITORIUM	SHEET CARPET / SEALED CONCRETE / WOOD	4" VINYL	TILE/PAINT / ACM / PLAM	ACT-7 / ACT-11 / EXPOSED STRUCTURE; PAINT	P1, P2, P3, P4,C5, C7, C9
B175.1	CORRIDOR	SHEET CARPET	4" VINYL	GWB; PAINT / WOOD PANEL	GWB; PAINT	P4, W3
B175.2	CORRIDOR	SHEET CARPET	4" VINYL	GWB; PAINT / WOOD PANEL	GWB; PAINT	P4, W3
B175.3	CORRIDOR	SHEET CARPET	4" VINYL	GWB; PAINT / WOOD PANEL	GWB; PAINT	P4, W3
B175.4	CORRIDOR	SHEET CARPET	4" VINYL	GWB; PAINT / WOOD PANEL	GWB; PAINT	P4, W3
B176	JANITOR	EPOXY TYPE 2	4" EPOXY TYPE 2	FRP	ACT-1	
B177	TELCOM	LINOLEUM SHEET	4" VINYL	GWB PAINT	ACT-1	
B178.1	MECH.	CONCRETE SEALED	4" VINYL	GWB PAINT	EXPOSED STRUCTURE; PAINT	C9
B178.2	AUDITORIUM STORAGE	LINOLEUM SHEET	4" VINYL	GWB PAINT	1-HOUR RATED GWB PAINT	C1
B178.3	UNIFORM STORAGE	LINOLEUM SHEET	4" VINYL	GWB PAINT	1-HOUR RATED GWB PAINT	C1
B178.4	EM ELEC	CONCRETE SEALED	4" VINYL	GWB PAINT	2-HOUR RATED GWB PAINT	C2
B179.1	ELEC.	CONCRETE SEALED	4" VINYL	GWB PAINT	EXPOSED STRUCTURE; PAINT	C9
B179.2	ACCESS	LINOLEUM SHEET	4" VINYL	GWB PAINT	EXPOSED STRUCTURE; PAINT	C9
B180	CORRIDOR	EPOXY TYPE 3	4" EPOXY TYPE 3	TILE/PAINT	ACT-2	W1, W3
B180.1	RECEIVING	EPOXY TYPE 3	4" EPOXY TYPE 3	FRP	ACT-2	W3
B180.21	CHASE	CONCRETE	4" VINYL	EXPOSED METAL STUDS	EXPOSED STRUCTURE; PAINT	C9
B181	CAFETERIA	LINOLEUM SHEET	4" LINOLEUM FLASH COVED	PORCELAIN/CERAMIC TILE TO 10'-0" A.F.F. / GWB; PAINT/ THIN BRICK MASONRY VENEER / CALCIUM SILICATE VENEER	ACT-9 / ACT-7 / GWB; PAINTED/EXPOSED STRUCTURE; PAINT	W3, P1, M3, C9
B182	SERVING	EPOXY TYPE 2	4" EPOXY TYPE 2	PORCELAIN TILE TO FINISH CEILING / PAINT	ACT-2 / ACT-7 / ACT-8 / GWB; PAINT	0
B183	TABLE STORAGE	LINOLEUM SHEET	4" VINYL	ABUSE RESISTANT GWB; PAINT	ACT-1	W3
B184	KITCHEN	EPOXY TYPE 1	4" EPOXY TYPE 1	FRP	ACT-2	
B184.1	COOLER	EPOXY TYPE 1	4" EPOXY TYPE 1	ALUM.; REFER TO 11 40 00 SPECS	ALUM.; REFER TO 11 40 00 SPECS	
B184.2	FREEZER	EPOXY TYPE 1	4" EPOXY TYPE 1	ALUM.; REFER TO 11 40 00 SPECS	ALUM.; REFER TO 11 40 00 SPECS	
B185	CONDITIONED PREP	EPOXY TYPE 1	4" EPOXY TYPE 1	ALUM.; REFER TO 11 40 00 SPECS	ALUM.; REFER TO 11 40 00 SPECS	
B185.1	STAGING COOLER	EPOXY TYPE 1	4" EPOXY TYPE 1	ALUM.; REFER TO 11 40 00 SPECS	ALUM.; REFER TO 11 40 00 SPECS	
B185.2	BLAST CHILL	EPOXY TYPE 1	4" EPOXY TYPE 1	AL

ROOM FINISH SCHEDULE SECOND FLOOR SECTION B

Room Number	Room Name	Floor Finish	Base Finish	Wall Finish	Ceiling Finish	Notes
B200	UPPER LOBBY	TERRAZZO TILE	TERRAZZO TILE	TILE/PAINT, FIBER CEMENT PANELS	ACT-1 / GWB; PAINT	W1, W3, M2, C8
B201	ART & MUSIC PLANNING	LINOLEUM SHEET	4" VINYL	GWB PAINT	ACT-1	M1
B202	ART	LINOLEUM SHEET / MODULAR LINOLEUM	4" VINYL	GWB PAINT	ACT-1, GWB; PAINT / EXPOSED STRUCTURE; PAINT	M1,M2, M5, P2, C7, C9
B202B	ART STOR	LINOLEUM SHEET	4" VINYL	GWB PAINT	ACT-1	M1
B203	KILN	LINOLEUM SHEET	4" VINYL	GWB PAINT	ACT-1	
B204	ART	LINOLEUM SHEET / MODULAR LINOLEUM	4" VINYL	GWB PAINT	ACT-1, GWB; PAINT / EXPOSED STRUCTURE; PAINT	M1,M2, M5, P2, C7, C9
B204B	ART STOR	LINOLEUM SHEET / MODULAR LINOLEUM	4" VINYL	GWB PAINT	ACT-1	M1
B205	TOILET	EPOXY TYPE 2	4" EPOXY TYPE 2	TILE/PAINT	ACT-1	W2
B206	ART	LINOLEUM SHEET / MODULAR LINOLEUM	4" VINYL	GWB PAINT	ACT-1, GWB;PAINT / EXPOSED STRUCTURE; PAINT	M1,M2, M5, P2, C7, C9
B206B	ART STOR	LINOLEUM SHEET / MODULAR LINOLEUM	4" VINYL	GWB PAINT	ACT-1	M1
B210	CORRIDOR	LINOLEUM SHEET	4" VINYL	TILE/PAINT	ACT-1 / GWB PAINT	W1, W3
B253	EM ELEC	LINOLEUM SHEET	4" VINYL	GWB PAINT	2-HOUR RATED GWB PAINT	C2
B270	CORRIDOR	TERRAZZO TILE	TERRAZZO TILE	TILE/PAINT, FIBER CEMENT PANELS	ACT-1 / GWB; PAINT	W1, W3
B270.1	WOMEN	EPOXY TYPE 2	4" EPOXY TYPE 2	TILE/PAINT	ACT-1 / ABUSE RESISTANT GWB PAINT	W2, W3, C10
B271	VEST.	CARPET TILE	4" VINYL	GWB; PAINT / WOOD PANEL	ACT-1	P4
B272	CONTROL BOOTH	CARPET TILE	4" VINYL	GWB PAINT	ACT-10	
B273	VEST.	CARPET TILE	4" VINYL	GWB; PAINT / WOOD PANEL	ACT-1	P4
B274	MEN	EPOXY TYPE 2	4" EPOXY TYPE 2	TILE/PAINT	ACT-1 / ABUSE RESISTANT GWB PAINT	W2, W3, C10
B275	UPPER AUDITORIUM	SHEET CARPET/SEALED CONCRETE	4" VINYL	TILE/PAINT	ACT-7/ UNISTRUT GRID / EXPOSED STRUCTURE; PAINT	P1, P3, P4, C5, C7, C9
B280	CORRIDOR	CARPET TILE	4" VINYL	GWB PAINT	ACT-1	
B281	MEDIA CENTER	CARPET TILE	4" VINYL	GWB PAINT	ACT-1 / GWB PAINT	P1, M3
B282	SMALL GROUP	CARPET TILE	4" VINYL	GWB PAINT	ACT-1	M4
B283	SMALL GROUP	CARPET TILE	4" VINYL	GWB PAINT	ACT-1	M4
B284	COMPUTER	CARPET TILE	4" VINYL	GWB PAINT	ACT-1	M4
B285	WORK/ STORAGE	CARPET TILE	4" VINYL	GWB PAINT	ACT-1	
B286	LARGE GROUP SEMINAR	LINOLEUM SHEET	4" VINYL	GWB PAINT	ACT-1	P1, M4
B287	GUIDANCE OFFICE	CARPET TILE	4" VINYL	GWB PAINT	ACT-1	M4
B288	GUIDANCE OFFICE	CARPET TILE	4" VINYL	GWB PAINT	ACT-1	M4
B289	GUIDANCE OFFICE	CARPET TILE	4" VINYL	GWB PAINT	ACT-1	M4
B290	GUIDANCE OFFICE	CARPET TILE	4" VINYL	GWB PAINT	ACT-1	M4
B291	CONFERENCE	CARPET TILE	4" VINYL	GWB PAINT	ACT-1	M4
B292	GUIDANCE STORAGE	CARPET TILE	4" VINYL	GWB PAINT	ACT-1	
B293	GUIDANCE OFFICE	CARPET TILE	4" VINYL	GWB PAINT	ACT-1	M4
B294	GUIDANCE OFFICE	CARPET TILE	4" VINYL	GWB PAINT	ACT-1	M4
B295	PSYCHOLOGIST OFFICE	CARPET TILE	4" VINYL	GWB PAINT	ACT-1	M4
B296	GUIDANCE WAITING	CARPET TILE	4" VINYL	GWB PAINT	ACT-1	M1
B297	CAREER CENTER	CARPET TILE	4" VINYL	GWB PAINT	ACT-1	

FINISH KEYNOTES LEGEND

FLOOR
F1. AREA RUG BY OWNER (N.I.C.)

WALLS
W1. PORCELAIN AND GLAZED CERAMIC WALL TILE TO 7'-0" AFF, PAINTED GWB ABOVE. REFER TO 1/A11.1
W1A. PORCELAIN AND GLAZED CERAMIC WALL TILE TO 11'-0" AFF, PAINTED GWB ABOVE. REFER TO 7/A11.1
W2. GLAZED CERAMIC WALL TILE TO 7'-0" AFF, PAINTED GWB ABOVE; REFER TO 4/A11.1
W3. ABUSE RESISTANT GWB
W4. GLAZED CERAMIC WALL TILE TO FINISH CEILING; REFER TO 2/A11.1

WALL PANELS
P1. FABRIC-COVERED FIBERGLASS ACOUSTICAL PANELS
P2. FABRIC-COVERED WOOD FIBER ACOUSTICAL PANELS
P3. PLASTIC LAMINATE PANELS
P4. WOOD DIFFUSER PANELS
P5. ATHLETIC WALL PADS

CEILING
C1. 1-HOUR RATED CEILING ASSEMBLY
C2. 2-HOUR RATED CEILING ASSEMBLY
C3. NOT USED
C4. GWB, BATT INSULATION AND ACT ISOLATION CEILING ASSEMBLY; SEE DETAIL 2/A4.1
C5. ABOVE CEILING ACOUSTICAL BLANKET
C6. 40% ACT-6 AND 60% ACT-3 - SEE GENERAL NOTE 4
C7. PIPE / GRID SUSPENDED FROM STRUCTURE ABOVE
C8. SPECIALTY ARTWORK SUSPENDED FROM STRUCTURE ABOVE
C9. AT LOCATIONS WITH EXPOSED STRUCTURE; PAINT: STANDARD DENSITY APPLIED FIREPROOFING WILL REMAIN UNPAINTED (TYP). MEDIUM AND HIGH DENSITY APPLIED FIREPROOFING TO BE PAINTED (TYP). REFER TO FIREPROOFING PLANS ON SHEETS A2.3 AND A2.4 FOR LOCATIONS AT TYPES OF FIREPROOFING; PAINT ALL EXPOSED DUCTOWRK, PIPING CONDUIT AND RELATED ITEMS.
C10. ABUSE RESISTANT GWB CEILING

OTHER
M1. WINDOW SHADES: MANUAL SINGLE ROLLER SHADE W/LIGHT FILTERING FABRIC
M2. WINDOW SHADES: MOTORIZED SINGLE ROLLER SHADE W/LIGHT FILTERING FABRIC
M3. WINDOW SHADES: MOTORIZED DUAL ROLLER SHADE W/ LIGHT FILTERING AND ROOM DARKENING FABRIC
M4. VERTICAL LOUVER BLINDS
M5. PRIVACY BLINDS AT SIDELITE
M6. SPECIALTY SHADES

STAIR / ELEVATOR
S1. GWB-PAINT AND ACT-1
S2. BASE / WALL / CEILING FINISHES BY DIVISION 14

General Notes:
1. Refer to floor plans, interior elevations, building sections for sizes and locations of tack panels, acoustic panels and plastic laminate panels.
2. Refer to Interior Elevations for Typical Finish Tile Wall Patterns and interior elevations for porcelain & ceramic tile wall patterns heights, locations, and details.
3. Refer to finish floor plans for floor patterns, types and details.
4. Refer to reflected ceiling plans for ceiling heights and ceiling details.

ROOM FINISH SCHEDULE SECOND FLOOR SECTION A

Room Number	Room Name	Floor Finish	Base Finish	Wall Finish	Ceiling Finish	Notes
A200	CORRIDOR	LINOLEUM SHEET	4" VINYL	TILE/PAINT	ACT-1, ACT-1A, GWB; PAINT	W1, W3
A201	AP	CARPET TILE	4" VINYL	GWB PAINT	ACT-1	
A201.1	ADJ. COUNS.	CARPET TILE	4" VINYL	GWB PAINT	ACT-1	M4
A201.2	AP	CARPET TILE	4" VINYL	GWB PAINT	ACT-1	M4
A202	CLASSROOM	LINOLEUM SHEET / MODULAR LINOLEUM	4'/6' VINYL	GWB PAINT	ACT-1	M1, M5
A203	SPED INCLUSION	LINOLEUM SHEET / MODULAR LINOLEUM	4'/6' VINYL	GWB PAINT	ACT-1	M1, M5
A204	CLASSROOM	LINOLEUM SHEET / MODULAR LINOLEUM	4'/6' VINYL	GWB PAINT	ACT-1	M1, M5
A205	COMMON	CARPET TILE	4" VINYL	TILE/PAINT	ACT-1, ACT-1A, GWB; PAINT	M1, W1, W3
A206	CLASSROOM	LINOLEUM SHEET / MODULAR LINOLEUM	4'/6' VINYL	GWB PAINT	ACT-1	M1, M5
A207	SCIENCE LAB	LINOLEUM SHEET	4'/6' VINYL	GWB PAINT	ACT-1	M1, M5, C7
A208	PREP	LINOLEUM SHEET	4'/6' VINYL	GWB PAINT	ACT-1	
A209	SPED RESOURCE	LINOLEUM SHEET / MODULAR LINOLEUM	4'/6' VINYL	GWB PAINT	ACT-1	M1, M5
A210	CORRIDOR	LINOLEUM SHEET	4" VINYL	TILE/PAINT	ACT-1, ACT-1A, GWB; PAINT	W1, W3
A211	PLANNING	LINOLEUM SHEET	4" VINYL	GWB PAINT	ACT-1	M4
A212	LOCKERS	LINOLEUM SHEET	4" VINYL	TILE/PAINT / GWB; PAINT	ACT-1 / ACT-1A / GWB PAINT	W1, W3
A213	SERVER ROOM	LINOLEUM SHEET	4" VINYL	GWB PAINT	ACT-1	
A214	ELECTRIC	LINOLEUM SHEET	4" VINYL	GWB PAINT	EXPOSED STRUCTURE; PAINT	C9
A215	TECHNICAL SERVICES	LINOLEUM SHEET	4" VINYL	GWB PAINT	ACT-1	M1, M5
A216	EM ELEC	LINOLEUM SHEET	4" VINYL	GWB PAINT	2-HOUR RATED GWB PAINT	C2
A220	CORRIDOR	LINOLEUM SHEET	4" VINYL	TILE/PAINT	ACT-1 / GWB PAINT	W1, W3
A221	CLASSROOM	LINOLEUM SHEET / MODULAR LINOLEUM	4'/6' VINYL	GWB PAINT	ACT-1	M1, M5
A222	CLASSROOM	LINOLEUM SHEET / MODULAR LINOLEUM	4'/6' VINYL	GWB PAINT	ACT-1	M1, M5
A223	SPED INCLUSION	LINOLEUM SHEET / MODULAR LINOLEUM	4'/6' VINYL	GWB PAINT	ACT-1	M1, M5
A224	CLASSROOM	LINOLEUM SHEET / MODULAR LINOLEUM	4'/6' VINYL	GWB PAINT	ACT-1	M1, M5
A225	COMMON	CARPET TILE	4" VINYL	TILE/PAINT	ACT-1, ACT-1A, GWB; PAINT	M1, W1, W3
A226	CLASSROOM	LINOLEUM SHEET / MODULAR LINOLEUM	4'/6' VINYL	GWB PAINT	ACT-1	M1, M5
A227	CLASSROOM	LINOLEUM SHEET / MODULAR LINOLEUM	4'/6' VINYL	GWB PAINT	ACT-1	M1, M5
A228	CLASSROOM	LINOLEUM SHEET / MODULAR LINOLEUM	4'/6' VINYL	GWB PAINT	ACT-1	M1, M5
A229	SPED RESOURCE	LINOLEUM SHEET / MODULAR LINOLEUM	4'/6' VINYL	GWB PAINT	ACT-1	M1, M5
A230	CORRIDOR	LINOLEUM SHEET	4" VINYL	TILE/PAINT	ACT-1, ACT-1A, GWB; PAINT	W1, W3
A231	PLANNING	LINOLEUM SHEET	4" VINYL	GWB PAINT	ACT-1	M4
A232	LOCKERS	LINOLEUM SHEET	4" VINYL	TILE/PAINT / GWB; PAINT	ACT-1 / ACT-1A / GWB; PAINT	W1, W3
A233	ELEC.	LINOLEUM SHEET	4" VINYL	GWB PAINT	EXPOSED STRUCTURE; PAINT	C9
A234	DATA	LINOLEUM SHEET	4" VINYL	GWB PAINT	ACT-1	
A235	SCIENCE COMMON	CARPET TILE	4" VINYL	GWB PAINT	ACT-1	M1, M5
A236	EM ELEC	LINOLEUM SHEET	4" VINYL	GWB PAINT	2-HOUR RATED GWB PAINT	C2
A240	CORRIDOR	LINOLEUM SHEET	4" VINYL	TILE/PAINT	ACT-1, ACT-1A, GWB; PAINT	W1, W3
A241	RESOURCE/ INCLUSION	LINOLEUM SHEET / MODULAR LINOLEUM	4'/6' VINYL	GWB PAINT	ACT-1	M1, M5
A242	CLASSROOM	LINOLEUM SHEET / MODULAR LINOLEUM	4'/6' VINYL	GWB PAINT	ACT-1	M1, M5
A243	CLASSROOM	LINOLEUM SHEET / MODULAR LINOLEUM	4'/6' VINYL	GWB PAINT	ACT-1	M1, M5
A244	CLASSROOM	LINOLEUM SHEET / MODULAR LINOLEUM	4'/6' VINYL	GWB PAINT	ACT-1	M1, M5
A245	COMMON	CARPET TILE	4" VINYL	GWB PAINT	ACT-1, ACT-1A, GWB; PAINT	M1, W1, W3
A246	CLASSROOM	LINOLEUM SHEET / MODULAR LINOLEUM	4'/6' VINYL	GWB PAINT	ACT-1	M1, M5
A247	CLASSROOM	LINOLEUM SHEET / MODULAR LINOLEUM	4'/6' VINYL	GWB PAINT	ACT-1	M1, M5
A248	CLASSROOM	LINOLEUM SHEET / MODULAR LINOLEUM	4'/6' VINYL	GWB PAINT	ACT-1	M1, M5
A249	CLASSROOM	LINOLEUM SHEET / MODULAR LINOLEUM	4'/6' VINYL	GWB PAINT	ACT-1	M1, M5
A250	CORRIDOR	LINOLEUM SHEET	4" VINYL	TILE/PAINT	ACT-1, ACT-1A, GWB; PAINT	W1, W3
A251	PLANNING	LINOLEUM SHEET	4" VINYL	GWB PAINT	ACT-1	M4
A252	LOCKERS	LINOLEUM SHEET	4" VINYL	TILE/PAINT / GWB; PAINT	ACT-1 / ACT-1A / GWB; PAINT	W1, W3
A253	EM ELEC	LINOLEUM SHEET	4" VINYL	GWB PAINT	2-HOUR RATED GWB PAINT	C2
A255	COMPUTER	LINOLEUM SHEET	4" VINYL	GWB PAINT	ACT-1	M1, M5
A260	CORRIDOR	LINOLEUM SHEET	4" VINYL	TILE/PAINT	ACT-1, ACT-1A, GWB; PAINT	W1, W3
A261	STEP 2	LINOLEUM SHEET	4'/6' VINYL	GWB PAINT	ACT-1	M1, M5
A262	ELEC.	LINOLEUM SHEET	4" VINYL	GWB PAINT	EXPOSED STRUCTURE; PAINT	C9
A262.1	DATA	LINOLEUM SHEET	4" VINYL	GWB PAINT	ACT-1	
A263	BOYS	EPOXY TYPE 2	4" EPOXY TYPE 2	TILE/PAINT	ACT-4 / ABUSE RESISTANT GWB PAINT	W4, C10
A264	JAN.	EPOXY TYPE 2	4" EPOXY TYPE 2	FRP	ACT-1	
A264.1	CHASE	CONCRETE	4" VINYL	EXPOSED METAL STUDS	EXPOSED STRUCTURE; PAINT	
A265	GIRLS	EPOXY TYPE 2	4" EPOXY TYPE 2	TILE/PAINT	ACT-4 / ABUSE RESISTANT GWB PAINT	W4, C10
A266	SCIENCE LAB	LINOLEUM SHEET / MODULAR LINOLEUM	4'/6' VINYL	GWB PAINT	ACT-1	M1, M5, C7
A267	MEN	EPOXY TYPE 2	4" EPOXY TYPE 2	TILE/PAINT	ACT-1	W2
A268	WOMEN	EPOXY TYPE 2	4" EPOXY TYPE 2	TILE/PAINT	ACT-1	W2
A269	PREP	LINOLEUM SHEET	4" VINYL	GWB PAINT	ACT-1	
A270	SCIENCE LAB	LINOLEUM SHEET / MODULAR LINOLEUM	4'/6' VINYL	GWB PAINT	ACT-1	M1, M5, C7
A271	SCIENCE LAB	LINOLEUM SHEET / MODULAR LINOLEUM	4'/6' VINYL	GWB PAINT	ACT-1	M1, M5, C7
A272	PREP	LINOLEUM SHEET	4" VINYL	GWB PAINT	ACT-1	
A273	MEN	EPOXY TYPE 2	4" EPOXY TYPE 2	TILE/PAINT	ACT-1	W2
A274	WOMEN	EPOXY TYPE 2	4" EPOXY TYPE 2	TILE/PAINT	ACT-1	W2
A275	SCIENCE LAB	LINOLEUM SHEET / MODULAR LINOLEUM	4'/6' VINYL	GWB PAINT	ACT-1	M1, M5, C7
A280	GIRLS	EPOXY TYPE 2	4" EPOXY TYPE 2	TILE/PAINT	ACT-4 / ABUSE RESISTANT GWB PAINT	W4, C10
A281	TLT	EPOXY TYPE 2	4" EPOXY TYPE 2	TILE/PAINT	ACT-1 / ABUSE RESISTANT GWB, PAINT	W2, W3, C10
A281.1	CHASE	CONCRETE	4" VINYL	EXPOSED METAL STUDS	EXPOSED STRUCTURE; PAINT	
A282	BOYS	EPOXY TYPE 2	4" EPOXY TYPE 2	TILE/PAINT	ACT-4 / ABUSE RESISTANT GWB PAINT	W4, C10
A284	RECORDS	CARPET TILE	4" VINYL	GWB PAINT	ACT-1	
A286	S.E.L.C.	LINOLEUM SHEET	4" VINYL	GWB PAINT	ACT-1	M5
A287	MCAS / OFFICE	CARPET TILE	4" VINYL	GWB PAINT	ACT-1	
A288	JAN	EPOXY TYPE 2	4" EPOXY TYPE 2	FRP	ACT-1	
A987	GUIDANCE OFFICE	CARPET TILE	4" VINYL	GWB PAINT	ACT-1	M1

ROOM FINISH SCHEDULE THIRD FLOOR SECTION A

Room Number	Room Name	Floor Finish	Base Finish	Wall Finish	Ceiling Finish	Notes
A300	CORRIDOR	LINOLEUM SHEET	4" VINYL	TILE/PAINT	ACT-1, ACT-1A, GWB; PAINT	W1, W3
A301	AP	CARPET TILE	4" VINYL	GWB PAINT	ACT-1	
A301.1	STEP CL.	CARPET TILE	4" VINYL	GWB PAINT	ACT-1	M4
A301.2	AP	CARPET TILE	4" VINYL	GWB PAINT	ACT-1	M4, M5
A302	CLASSROOM	LINOLEUM SHEET / MODULAR LINOLEUM	4'/6' VINYL	GWB PAINT	ACT-1	M1, M5
A303	SPED INCLUSION	LINOLEUM SHEET / MODULAR LINOLEUM	4'/6' VINYL	GWB PAINT	ACT-1	M1, M5
A304	CLASSROOM	LINOLEUM SHEET / MODULAR LINOLEUM	4'/6' VINYL	GWB PAINT	ACT-1	M1, M5
A305	COMMON	CARPET TILE	4" VINYL	GWB PAINT	ACT-1, ACT-1A, GWB; PAINT	M1, W1, W3
A306	CLASSROOM	LINOLEUM SHEET / MODULAR LINOLEUM	4'/6' VINYL	GWB PAINT	ACT-1	M1, M5
A307	SCIENCE LAB	LINOLEUM SHEET / MODULAR LINOLEUM	4'/6' VINYL	GWB PAINT	ACT-1	M1, M5, C7
A308	PREP	LINOLEUM SHEET	4'/6' VINYL	GWB PAINT	ACT-1	
A309	ROBOTICS	LINOLEUM SHEET / MODULAR LINOLEUM	4'/6' VINYL	GWB PAINT	ACT-1	M1, M5
A310	CORRIDOR	LINOLEUM SHEET	4" VINYL	TILE/PAINT	ACT-1, ACT-1A, GWB; PAINT	W1, W3
A311	PLANNING	LINOLEUM SHEET	4" VINYL	GWB PAINT	ACT-1	M4
A312	LOCKERS	LINOLEUM SHEET	4" VINYL	TILE/PAINT / GWB; PAINT	ACT-1 / ACT-1A / GWB; PAINT	W1, W3
A315	COMPUTER	LINOLEUM SHEET	4" VINYL	GWB PAINT	ACT-1	M1, M5
A316	EM ELEC	LINOLEUM SHEET	4" VINYL	GWB PAINT	2-HOUR RATED GWB PAINT	C2
A320	CORRIDOR	LINOLEUM SHEET	4" VINYL	TILE/PAINT	ACT-1, ACT-1A, GWB; PAINT	W1, W3
A321	AP	CARPET TILE	4" VINYL	GWB PAINT	ACT-1	
A321.1	ADJ. COUNS.	CARPET TILE	4" VINYL	GWB PAINT	ACT-1	M4
A321.2	AP	CARPET TILE	4" VINYL	GWB PAINT	ACT-1	M4
A321.3	STOREROOM	LINOLEUM SHEET	4" VINYL	GWB PAINT	ACT-1	
A322	STEP 4	LINOLEUM SHEET / MODULAR LINOLEUM	4'/6' VINYL	GWB PAINT	ACT-1	M1, M5
A323	SPED INCLUSION	LINOLEUM SHEET / MODULAR LINOLEUM	4'/6' VINYL	GWB PAINT	ACT-1	M1, M5
A324	CLASSROOM	LINOLEUM SHEET / MODULAR LINOLEUM	4'/6' VINYL	GWB PAINT	ACT-1	M1, M5
A325	COMMON	CARPET TILE	4" VINYL	GWB PAINT	ACT-1	M1, W1, W3
A326	CLASSROOM	LINOLEUM SHEET / MODULAR LINOLEUM	4'/6' VINYL	GWB PAINT	ACT-1	M1, M5
A327	CLASSROOM	LINOLEUM SHEET / MODULAR LINOLEUM	4'/6' VINYL	GWB PAINT	ACT-1	M1, M5
A328	CLASSROOM	LINOLEUM SHEET / MODULAR LINOLEUM	4'/6' VINYL	GWB PAINT	ACT-1	M1, M5
A329	RESOURCE/ INCLUSION	LINOLEUM SHEET / MODULAR LINOLEUM	4'/6' VINYL	GWB PAINT	ACT-1	M1, M5
A330	CORRIDOR	LINOLEUM SHEET	4" VINYL	TILE/PAINT	ACT-1, ACT-1A, GWB; PAINT	W1, W3
A331	PLANNING	LINOLEUM SHEET	4" VINYL	GWB PAINT	ACT-1	M4
A332	LOCKERS	LINOLEUM SHEET	4" VINYL	TILE/PAINT / GWB; PAINT	ACT-1 / ACT-1A / GWB; PAINT	W1, W3
A333	ELEC	LINOLEUM SHEET	4" VINYL	GWB PAINT	EXPOSED STRUCTURE; PAINT	C9
A334	CHEMICAL STORAGE	LINOLEUM SHEET	4" VINYL	GWB PAINT	ACT-1	
A335	PLANNING	LINOLEUM SHEET	4" VINYL	GWB PAINT	ACT-1	
A340	CORRIDOR	LINOLEUM SHEET	4" VINYL	TILE/PAINT	ACT-1 / ACT-1A / GWB; PAINT	W1, W3
A341	RESOURCE/ INCLUSION	LINOLEUM SHEET / MODULAR LINOLEUM	4'/6' VINYL	GWB PAINT	ACT-1	M1, M5
A342	CLASSROOM	LINOLEUM SHEET / MODULAR LINOLEUM	4'/6' VINYL	GWB PAINT	ACT-1	M1, M5
A343	CLASSROOM	LINOLEUM SHEET / MODULAR LINOLEUM	4'/6' VINYL	GWB PAINT	ACT-1	M1, M5
A344	CLASSROOM	LINOLEUM SHEET / MODULAR LINOLEUM	4'/6' VINYL	GWB PAINT	ACT-1	M1, M5
A345	COMMON	CARPET TILE	4" VINYL	GWB PAINT	ACT-1	M1, W1, W3
A346	CLASSROOM	LINOLEUM SHEET / MODULAR LINOLEUM	4'/6' VINYL	GWB PAINT	ACT-1	M1, M5
A347	CLASSROOM	LINOLEUM SHEET / MODULAR LINOLEUM	4'/6' VINYL	GWB PAINT	ACT-1	M1, M5
A348	CLASSROOM	LINOLEUM SHEET / MODULAR LINOLEUM	4'/6' VINYL	GWB PAINT	ACT-1	M1, M5
A349	CLASSROOM	LINOLEUM SHEET / MODULAR LINOLEUM	4'/6' VINYL	GWB PAINT	ACT-1	M1, M5
A350	CORRIDOR	LINOLEUM SHEET	4" VINYL	TILE/PAINT	ACT-1 / ACT-1A / GWB; PAINT	W1, W3
A351	PLANNING	LINOLEUM SHEET	4" VINYL	GWB PAINT	ACT-1	M4
A352	LOCKERS	LINOLEUM SHEET	4" VINYL	TILE/PAINT / GWB; PAINT	ACT-1 / ACT-1A / GWB; PAINT	W1, W3
A353	MECHANICAL	EPOXY TYPE 2	4" EPOXY TYPE 2	GWB PAINT	EXPOSED STRUCTURE; PAINT	C9
A354	ELEC.	LINOLEUM SHEET	4" VINYL	GWB PAINT	EXPOSED STRUCTURE; PAINT	C9
A355	STOREROOM	LINOLEUM SHEET	4" VINYL	GWB PAINT	ACT-1	
A360	CORRIDOR	LINOLEUM SHEET	4" VINYL	TILE/PAINT	ACT-1 / ACT-1A / GWB; PAINT	W1, W3
A360.1	CORRIDOR	LINOLEUM SHEET	4" VINYL	TILE/PAINT	ACT-1 / GWB PAINT	W1, W3
A361	STEP 3	LINOLEUM SHEET	4'/6' VINYL	GWB PAINT	ACT-1	M1, M5
A362	STEP CL	LINOLEUM SHEET	4" VINYL	GWB PAINT	ACT-1	
A363	BOYS	EPOXY TYPE 2	4" EPOXY TYPE 2	TILE/PAINT	ACT-4 / ABUSE RESISTANT GWB PAINT	W4, C10
A364	JAN.	EPOXY TYPE 2	4" EPOXY TYPE 2	FRP	ACT-1	
A364.1	CHASE	CONCRETE	4" VINYL	EXPOSED METAL STUDS	EXPOSED STRUCTURE; PAINT	
A365	GIRLS	EPOXY TYPE 2	4" EPOXY TYPE 2	TILE/PAINT	ACT-4 / ABUSE RESISTANT GWB PAINT	W4, C10
A366	SCIENCE LAB	LINOLEUM SHEET / MODULAR LINOLEUM	4'/6' VINYL	GWB PAINT	ACT-1 / GWB PAINT	M1, M5, C7
A367	MEN	EPOXY TYPE 2	4" EPOXY TYPE 2	TILE/PAINT	ACT-1	W2
A368	WOMEN	EPOXY TYPE 2	4" EPOXY TYPE 2	TILE/PAINT	ACT-1	W2
A369	PREP	LINOLEUM SHEET	4" VINYL	GWB PAINT	ACT-1	
A370	SCIENCE LAB	LINOLEUM SHEET / MODULAR LINOLEUM	4'/6' VINYL	GWB PAINT	ACT-1 / GWB PAINT	M1, M5, C7
A371	SCIENCE LAB	LINOLEUM SHEET / MODULAR LINOLEUM	4'/6' VINYL	GWB PAINT	ACT-1 / GWB PAINT	M1, M5, C7
A372	PREP	LINOLEUM SHEET	4" VINYL	GWB PAINT	ACT-1	
A373	MEN	EPOXY TYPE 2	4" EPOXY TYPE 2	TILE/PAINT	ACT-1	W2
A374	WOMEN	EPOXY TYPE 2	4" EPOXY TYPE 2	TILE/PAINT	ACT-1	W2
A375	SCIENCE LAB	LINOLEUM SHEET / MODULAR LINOLEUM	4'/6' VINYL	GWB PAINT	ACT-1 / GWB PAINT	M1, M5, C7
A380	GIRLS	EPOXY TYPE 2	4" EPOXY TYPE 2	TILE/PAINT	ACT-4 / ABUSE RESISTANT GWB PAINT	W4, C10
A381	G.N. TLT	EPOXY TYPE 2	4" EPOXY TYPE 2	TILE/PAINT	ACT-1 / ABUSE RESISTANT GWB PAINT	W2, W3, C10
A381.1	CHASE	CONCRETE	4" VINYL	EXPOSED METAL STUDS	EXPOSED STRUCTURE; PAINT	
A382	BOYS	EPOXY TYPE 2	4" EPOXY TYPE 2	TILE/PAINT	ACT-4 / ABUSE RESISTANT GWB PAINT	W4, C10
A383	VOCATIONAL LEARNING CENTER	LINOLEUM SHEET	4" VINYL	GWB PAINT	ACT-1	M1, M5
A384	ELECTRIC	LINOLEUM SHEET	4" VINYL	GWB PAINT	EXPOSED STRUCTURE; PAINT	C9

LAMOUREUX PAGANO ASSOCIATES. ARCHITECTS
108 GROVE STREET, SUITE 300
WORCESTER, MASSACHUSETTS 01605

MEMBER OF
THE AMERICAN INSTITUTE OF ARCHITECTS

CONSULTANT

OWNER

Worcester Public Schools

Worcester, MA

Project North

PROJECT

FINAL BID PACKAGE

South High Community School

170 Apricot Street, Worcester, MA 01603

TITLE

Room Finish Schedule - Second & Third Floors

Key Plan

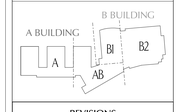

REVISIONS

No.	Description	Date

FILE:

DWN. BY: Author | JOB NO: #1611

CKD. BY: Checker | SCALE: 1/4" = 1'-0"

DATE: January 31, 2019

A11.3

TYPICAL CEILING DETAILS

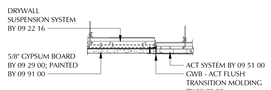

1 A11.4 GWB - ACT Flush Transition Detail
Scale: 1 1/2" = 1'-0"

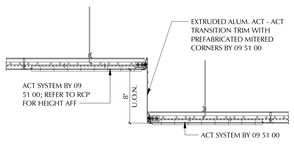

2 A11.4 ACT-ACT 8" Transition Detail
Scale: 1 1/2" = 1'-0"

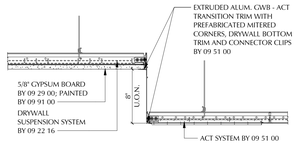

3 A11.4 GWB-ACT 8" Transition Detail
Scale: 1 1/2" = 1'-0"

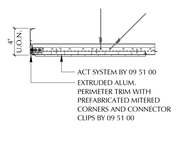

4 A11.4 ACT Perimeter Trim Detail
Scale: 1 1/2" = 1'-0"

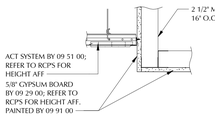

5 A11.4 GWB Soffit and ACT Detail
Scale: 1 1/2" = 1'-0"

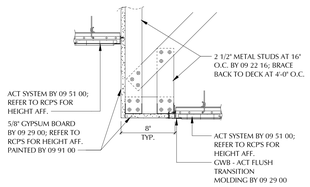

6 A11.4 ACT - GWB Soffit Transition Detail
Scale: 1 1/2" = 1'-0"

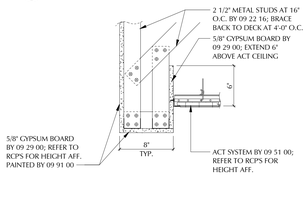

7 A11.4 GWB Soffit - ACT Detail
Scale: 1 1/2" = 1'-0"

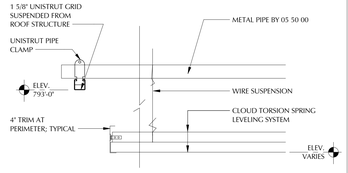

9 A11.4 Typ. Auditorium Cloud Suspension System
Scale: 1 1/2" = 1'-0"

TYPICAL FLOOR TRANSITION DETAILS

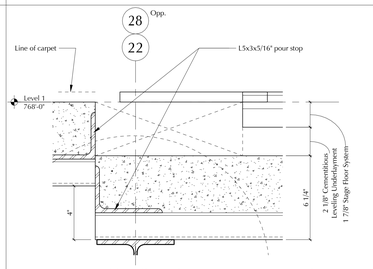

F1 A11.4 Tempered hardboard to Carpet (Stage-Auditorium)
Scale: 3" = 1'-0"



F2 A11.4 Tempered hardboard to linoleum (Stage)
Scale: 3" = 1'-0"

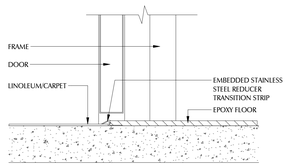

F3 A11.4 Epoxy to Carpet/Linoleum (Kitchen/Cafeteria)
Scale: 3" = 1'-0"

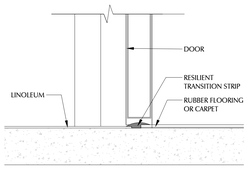

F4 A11.4 Linoleum to Carpet/Rubber Floor (Common Rooms)
Scale: 3" = 1'-0"

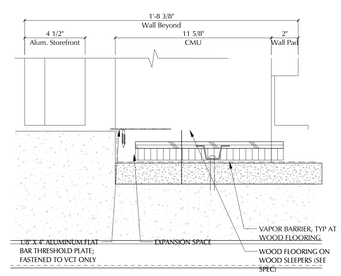

F5 A11.4 Terrazzo Tile to Athletic Wood Floor System
Scale: 3" = 1'-0"

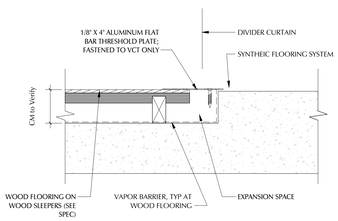

F6 A11.4 Synthetic Flooring to Athletic Wood Floor System
Scale: 3" = 1'-0"



F7 A11.4 Synthetic Flooring to Linoleum Flooring (Gym)
Scale: 3" = 1'-0"



F8 A11.4 Resilient Athletic to Fluid-Applied Epoxy (Lockers)
Scale: 3" = 1'-0"

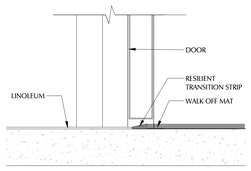

F9 A11.4 Linoleum to Carpet Walk off Mat
Scale: 3" = 1'-0"

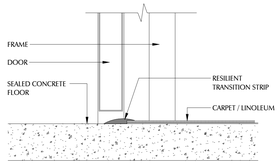

F10 A11.4 Sealed Concrete to Carpet/Linoleum
Scale: 3" = 1'-0"

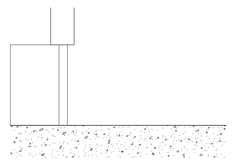

F11 A11.4 Raise Sill at A356
Scale: 3" = 1'-0"

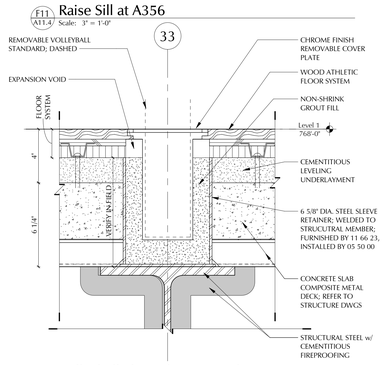

F12 A11.4 Volleyball Floor Sleeve Detail
Scale: 3" = 1'-0"

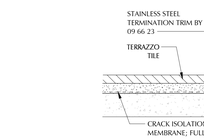

F13 A11.4 Terrazzo to Carpet/Linoleum/Epoxy
Scale: 3" = 1'-0"

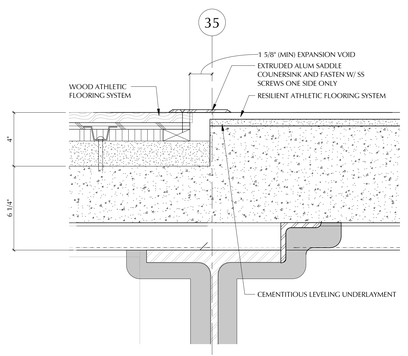

F14 A11.4 Wood to Resilient Athletic Flooring
Scale: 3" = 1'-0"

TYPICAL WALL BASE DETAILS

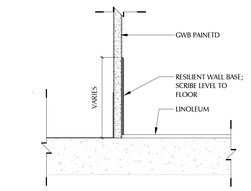

B1 A11.4 Linoleum to Wall
Scale: 3" = 1'-0"

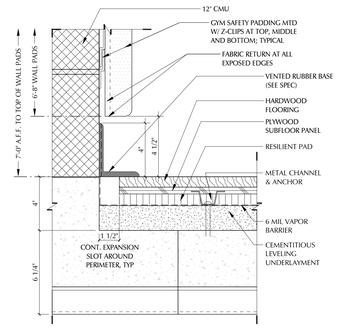

B2 A11.4 Wall Pad & Base Detail at GYM
Scale: 3" = 1'-0"

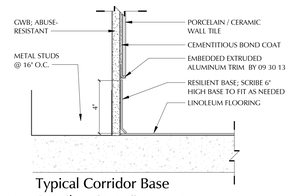

Typical Corridor Base
B3 A11.4 Detail - TCNA #W243-17
Scale: 3" = 1'-0"

Shower/Toilet Room
B4 A11.4 Detail - TCNA #W244C-17
Scale: 3" = 1'-0"

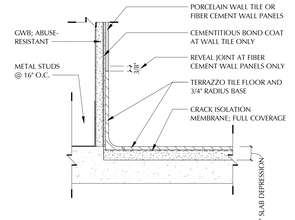

Typical Lobby Floor / Base Detail -
B5 A11.4 TCNA # F115 & F115A-17
Scale: 3" = 1'-0"

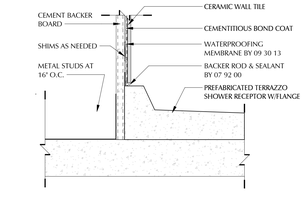

B6 A11.4 Shower Receptor Detail - TCNA #B412-17
Scale: 3" = 1'-0"

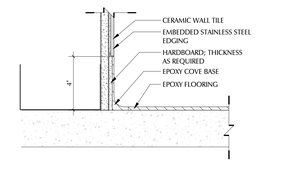

B7 A11.4 Epoxy to Ceramic Tile Wall
Scale: 3" = 1'-0"

TYPICAL LOCKER DETAILS

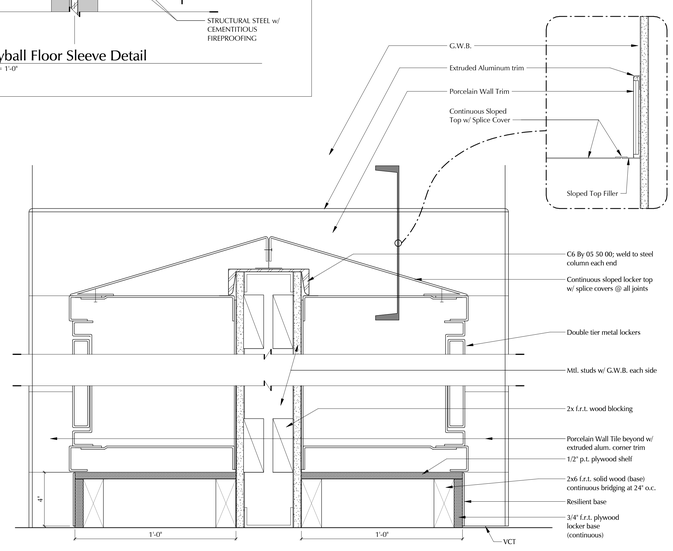

L3 A11.4 Detail @ Locker Bank
Scale: 3" = 1'-0"

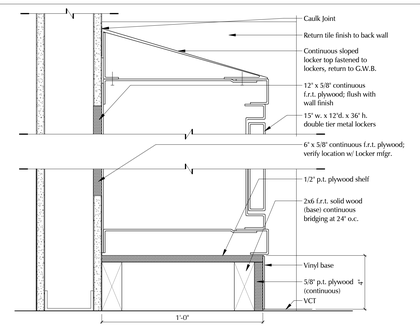

L1 A11.4 Detail @ Corridor Locker
Scale: 3" = 1'-0"

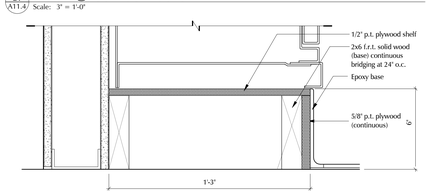

L2 A11.4 Detail @ Kitchen Locker base
Scale: 3" = 1'-0"

LAMOUREUX PAGANO ASSOCIATES, ARCHITECTS
108 GROVE STREET, SUITE 300
WORCESTER, MASSACHUSETTS 01605

MEMBER OF
THE AMERICAN INSTITUTE OF ARCHITECTS

CONSULTANT

OWNER

Worcester Public Schools

Worcester, MA

Project North
True North

PROJECT

FINAL BID PACKAGE

South High Community School

170 Apricot Street, Worcester, MA 01603

TITLE

Typical Finish Details

Key Plan

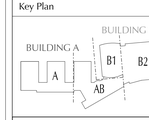

REVISIONS

No.	Description	Date

FILE:

DWN. BY: Author	JOB NO: #1611
CKD. BY: Checker	SCALE: As indicated
DATE: January 31, 2019	

A11.4

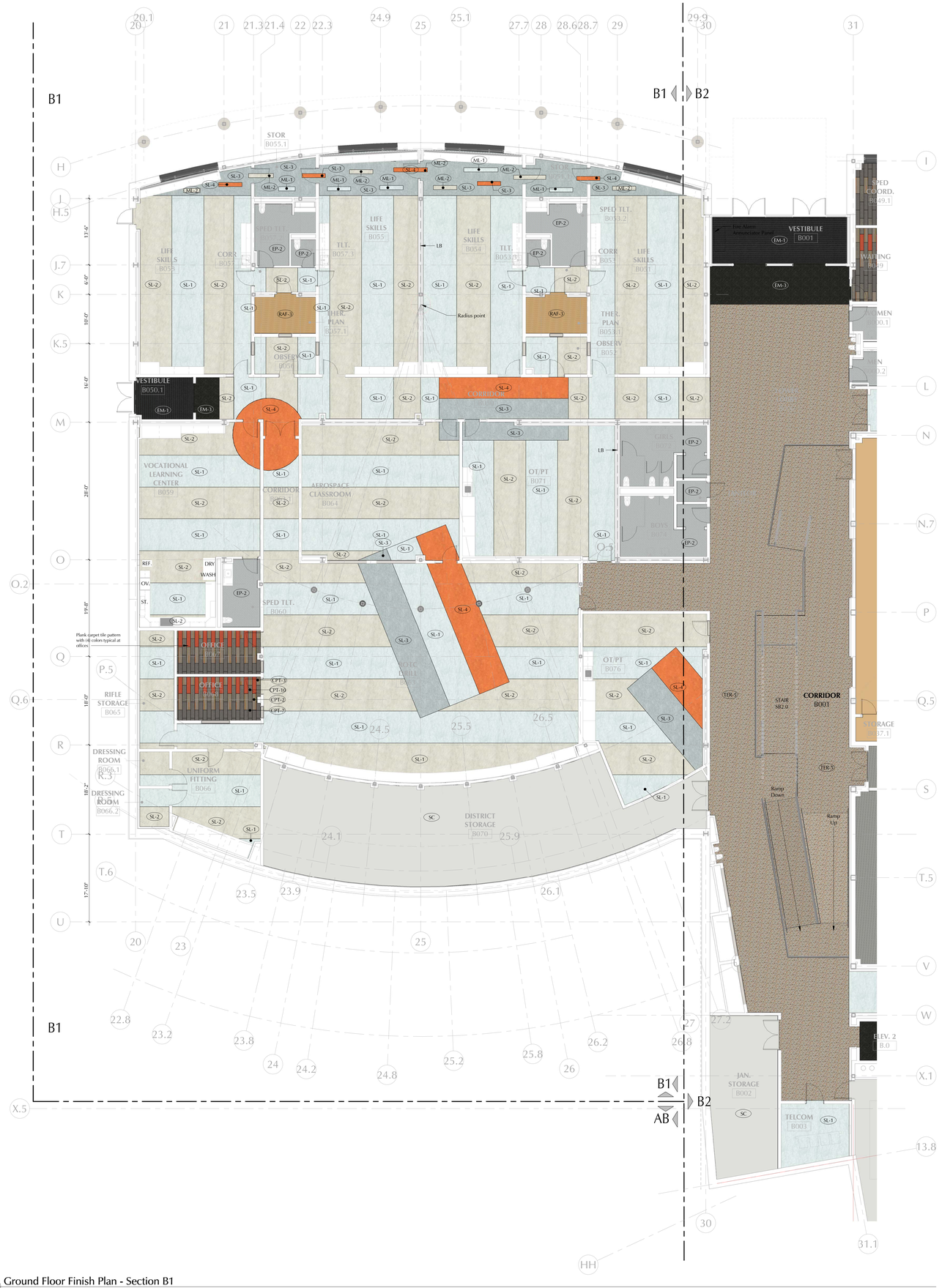

Floor Finish Legend

SHEET LINOLEUM/ MODULAR LINOLEUM (10'x40")
- SL-1
- ML-1 (ACCENT)
- SL-2
- ML-2 (ACCENT)
- SL-3 (ACCENT)
- ML-3 (ACCENT)
- SL-4 (ACCENT)
- SL-5 (ACCENT)
- SL-6 (ACCENT)
- ML-4 (ACCENT)
- SL-7 (ACCENT)
- SL-8 (ACCENT)

RESILIENT ATHLETIC FLOORING
- RAF-1
- RAF-2
- RAF-3

WOOD
- WD-1
- MPL

TEMPERED HARDBOARD
- HDB

TERRAZZO TILE (24" X 24") *Stair Treads and Risers
- TER-1
- TER-2
- TER-3
- TER-4*

EPOXY
- EP-1
- EP-2
- EP-3

ENTRY FLOORING
- EM-1
- EM-2
- EM-3

SEALED CONCRETE
- SC

CARPET TILE (10' X 40')/ SHEET CARPET
- CPT-1
- CPT-2
- CPT-3
- CPT-4
- CPT-5
- CPT-6
- CPT-7
- CPT-8
- CPT-9
- CPT-10
- CPT-11
- CPT-12
- CPT-13 (SHEET)

RUBBER
- R-1

GENERAL FLOOR FINISH NOTES:
1. COORDINATE LOCATION OF ALL FLOOR BOXES WITH ARCHITECT
2. FLOOR TRANSITION DETAILS LOCATED ON DRAWINGS A11.2
3. WALL BASE DETAILS ARE LOCATED ON DRAWING A11.3
4. ALL TRANSITIONS ARE TO BE CENTERED UNDER DOOR; AS OCCURS; U.O.N.
5. PROVIDE MEMBRANE WATERPROOFING @ ALL ELEVATED CONCRETE SLABS RECEIVING CERAMIC TILE FLOORING.

1 / A12.1 Ground Floor Finish Plan - Section B1
Scale: 1/8" = 1'-0"

LAMOUREUX PAGANO ASSOCIATES, ARCHITECTS
108 GROVE STREET, SUITE 300
WORCESTER, MASSACHUSETTS 01605

MEMBER OF THE AMERICAN INSTITUTE OF ARCHITECTS

CONSULTANT

OWNER

Worcester Public Schools

Worcester, MA

PROJECT

FINAL BID PACKAGE

South High Community School

170 Apricot Street, Worcester, MA 01603

TITLE

Ground Floor Finish Plan Section B1

Key Plan

REVISIONS

No.	Description	Date

FILE:

DWN. BY:	Author	JOB NO:	#1611
CKD. BY:	Checker	SCALE:	1/8" = 1'-0"
DATE:	January 31, 2019		

A12.1

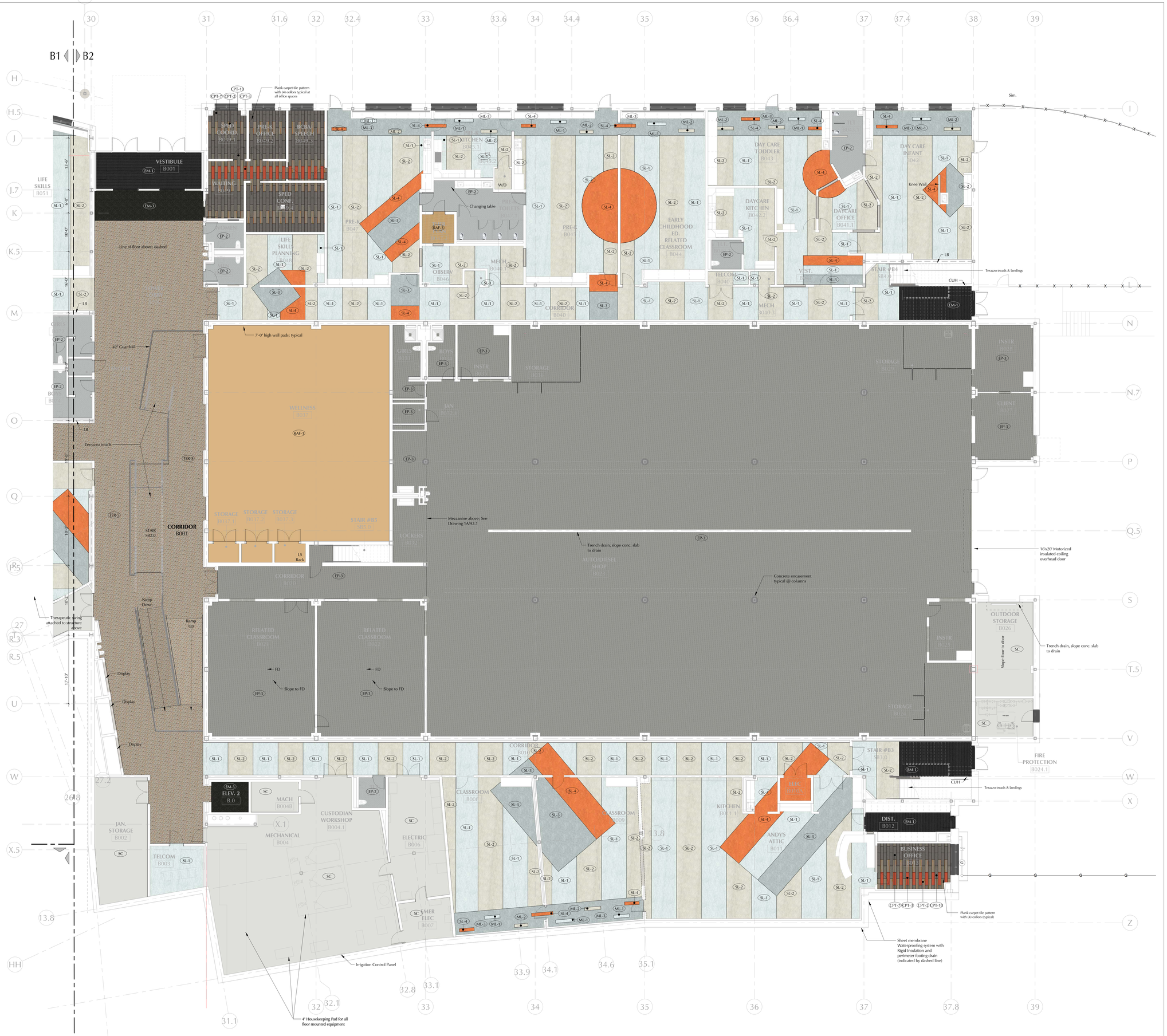

1 A12.2 Ground Floor Finish Plan - Section B2
Scale: 1/8" = 1'-0"

LAMOUREUX PAGANO ASSOCIATES, ARCHITECTS
108 GROVE STREET, SUITE 300
WORCESTER, MASSACHUSETTS 01605

MEMBER OF
THE AMERICAN INSTITUTE OF ARCHITECTS

CONSULTANT

OWNER

Worcester Public Schools

Worcester, MA

Project North

PROJECT

FINAL BID PACKAGE

South High Community School

170 Apricot Street, Worcester, MA 01603

TITLE

Ground Floor Finish Plan Section B2

Key Plan

BUILDING A
BUILDING B

REVISIONS

No.	Description	Date

FILE:

DWN. BY: Author
JOB NO: #1611
CKD. BY: Checker
SCALE: 1/8" = 1'-0"
DATE: January 31, 2019

A12.2



1 / A12.3 First Floor Finish Plan Section A
Scale: 1/8" = 1'-0"

LAMOUREUX PAGANO ASSOCIATES, ARCHITECTS
108 GROVE STREET, SUITE 300
WORCESTER, MASSACHUSETTS 01605

MEMBER OF
THE AMERICAN INSTITUTE OF ARCHITECTS

CONSULTANT

OWNER

Worcester Public Schools

Worcester, MA

Project North

PROJECT

FINAL BID PACKAGE

South High Community School

170 Apricot Street, Worcester, MA 01603

TITLE

First Floor Finish Plan Section A

Key Plan

BUILDING A
BUILDING B
A
B1
B2
AB

REVISIONS

No.	Description	Date

FILE:

DWN. BY: Author	JOB NO: #1611
CKD. BY: Checker	SCALE: 1/8" = 1'-0"
DATE: January 31, 2019	

A12.3



1 A12.4 First Floor Finish Plan Section AB
Scale: 1/8" = 1'-0"

LAMOUREUX PAGANO ASSOCIATES, ARCHITECTS
108 GROVE STREET, SUITE 300
WORCESTER, MASSACHUSETTS 01605

MEMBER OF THE AMERICAN INSTITUTE OF ARCHITECTS

CONSULTANT

OWNER

Worcester Public Schools

Worcester, MA

Project North

PROJECT

FINAL BID PACKAGE

South High Community School

170 Apricot Street, Worcester, MA 01603

TITLE

First Floor Finish Plan Section AB

Key Plan

BUILDING A
BUILDING B
A
B1
B2
AB

REVISIONS

No.	Description	Date

FILE:

DWN. BY: Author
JOB NO: #1611
CKD. BY: Checker
SCALE: 1/8" = 1'-0"
DATE: January 31, 2019

A12.4

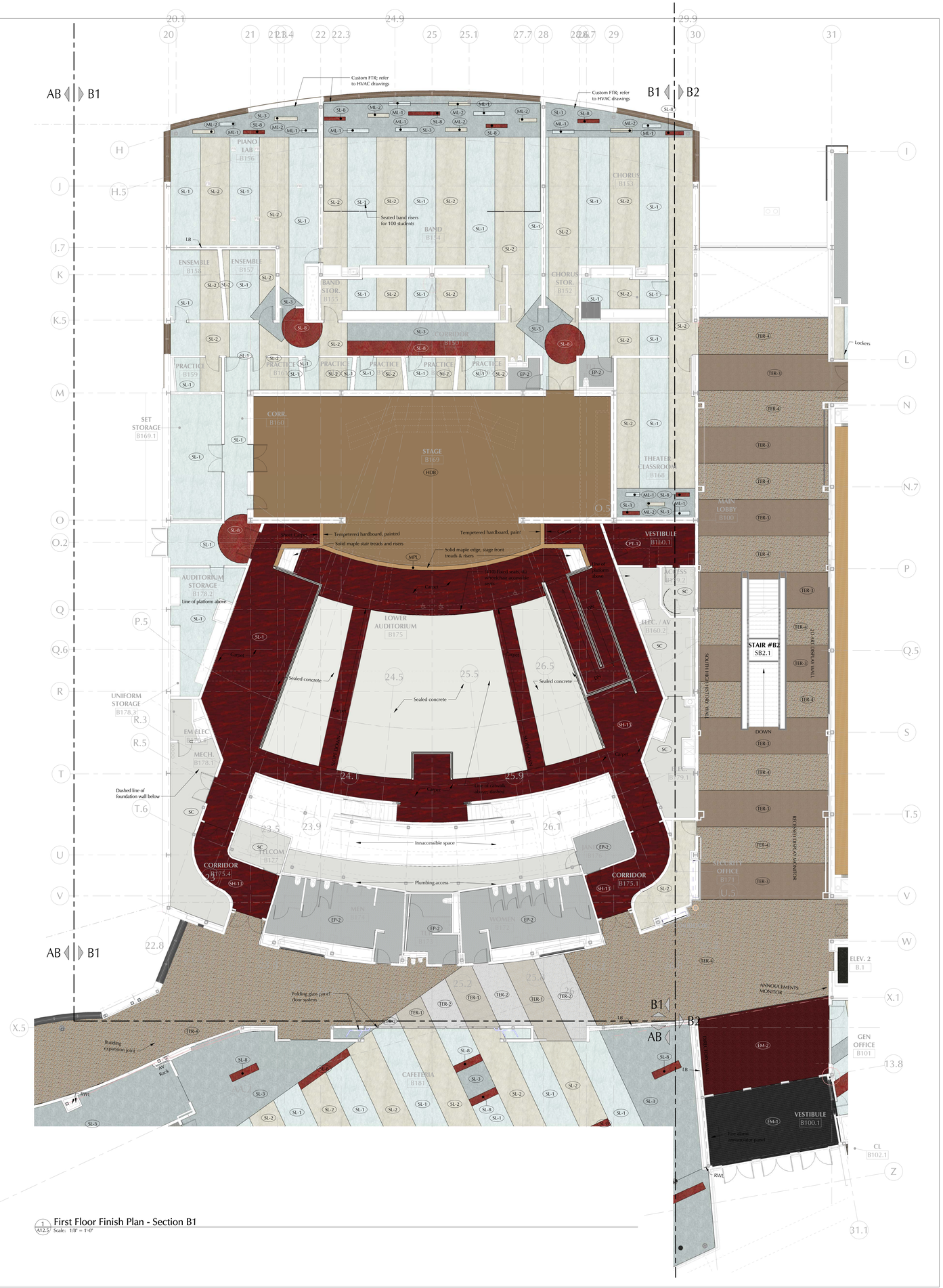

1 A12.5/ First Floor Finish Plan - Section B1
Scale: 1/8" = 1'-0"

LAMOUREUX PAGANO ASSOCIATES, ARCHITECTS
108 GROVE STREET, SUITE 300
WORCESTER, MASSACHUSETTS 01605

MEMBER OF
THE AMERICAN INSTITUTE OF ARCHITECTS

CONSULTANT

OWNER

Worcester Public Schools

Worcester, MA

Project North

PROJECT

FINAL BID PACKAGE

South High Community School

170 Apricot Street, Worcester, MA 01603

TITLE

First Floor Finish Plan Section B1

Key Plan

BUILDING A
BUILDING B
A
B1
B2
AB

REVISIONS

No.	Description	Date

FILE:

DWN. BY: Author
JOB NO: #1611
CKD. BY: Checker
SCALE: 1/8" = 1'-0"
DATE: January 31, 2019

A12.5

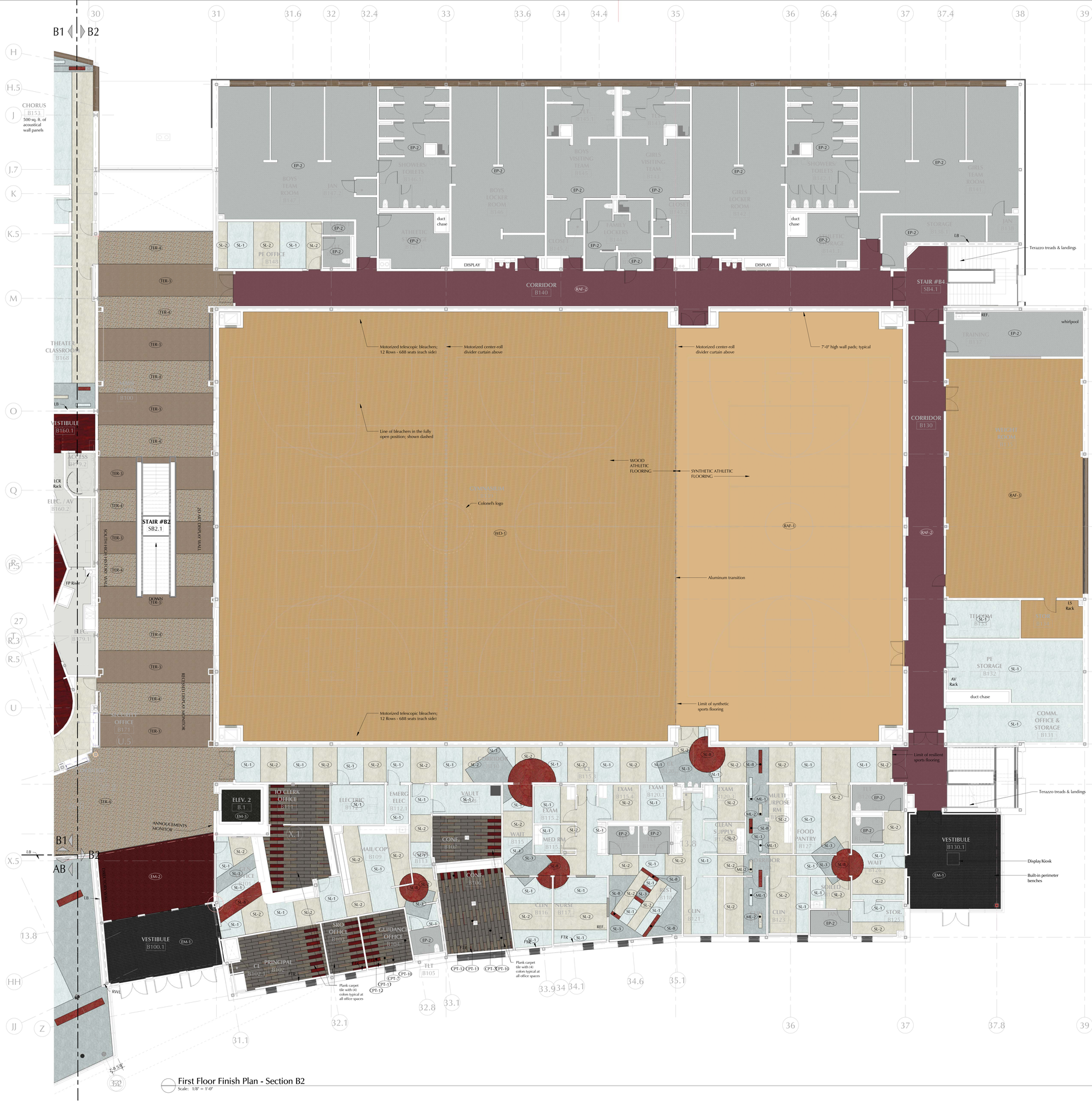

First Floor Finish Plan - Section B2

Scale: 1/8" = 1'-0"

LAMOUREUX PAGANO ASSOCIATES, ARCHITECTS
108 GROVE STREET, SUITE 300
WORCESTER, MASSACHUSETTS 01605

MEMBER OF
THE AMERICAN INSTITUTE OF ARCHITECTS

CONSULTANT

OWNER

Worcester Public Schools

Worcester, MA

Project North

PROJECT

FINAL BID PACKAGE

South High Community School

170 Apricot Street, Worcester, MA 01603

TITLE

First Floor Finish Plan Section B2

Key Plan

BUILDING A
BUILDING B
A
B1
B2
AB

REVISIONS

No.	Description	Date

FILE:

DWN. BY: Author
JOB NO: #1611
CKD. BY: Checker
SCALE: 1/8" = 1'-0"
DATE: January 31, 2019

A12.6



1 A12.7 Second Floor Finish Plan Section A

Scale: 1/8" = 1'-0"

LAMOUREUX PAGANO ASSOCIATES, ARCHITECTS

108 GROVE STREET, SUITE 300
WORCESTER, MASSACHUSETTS 01605

MEMBER OF
THE AMERICAN INSTITUTE OF ARCHITECTS

CONSULTANT

OWNER

Worcester Public Schools

Worcester, MA

Project North

PROJECT

FINAL BID PACKAGE

South High Community School

170 Apricot Street, Worcester, MA 01603

TITLE

Second Floor Finish Plan Section A

Key Plan

BUILDING A
BUILDING B
B1
B2
AB

REVISIONS

No.	Description	Date

FILE:

DWN. BY: Author
JOB NO: #1611
CKD. BY: Checker
SCALE: 1/8" = 1'-0"
DATE: January 31, 2019

A12.7

Typical Modular Linoleum accent at all classrooms

Typical Linoleum Sheet pattern at all Classrooms

Plank carpet tile pattern w/ (4) colors typical at all Common Rooms

Typical Sheet linoleum pattern at Science Lab & Prep Room

Typical linoleum pattern at corridors refer to First Floor Finish Plan

Rubber treads & landings

Plank carpet tile pattern with (4) colors typical at offices

Building expansion joint

O.H motorized coiling security grille

Terrazzo treads & landings

Sprinkler protected 2hr rated borrowed lite

Plank carpet tile pattern with (4) colors, typical at Media Center

Plank carpet tile pattern with (4) colors, typical at all office spaces

1 A12.8 Second Floor Finish Plan Section AB
Scale: 1/8" = 1'-0"

LAMOUREUX PAGANO ASSOCIATES, ARCHITECTS
108 GROVE STREET, SUITE 300
WORCESTER, MASSACHUSETTS 01605

MEMBER OF THE AMERICAN INSTITUTE OF ARCHITECTS

CONSULTANT

OWNER

Worcester Public Schools

Worcester, MA

Project North

PROJECT

FINAL BID PACKAGE

South High Community School

170 Apricot Street, Worcester, MA 01603

TITLE

Second Floor Finish Plan Section AB

Key Plan

REVISIONS

No.	Description	Date

FILE:

DWN. BY: Author | JOB NO: #1611

CKD. BY: Checker | SCALE: 1/8" = 1'-0"

DATE: January 31, 2019

A12.8

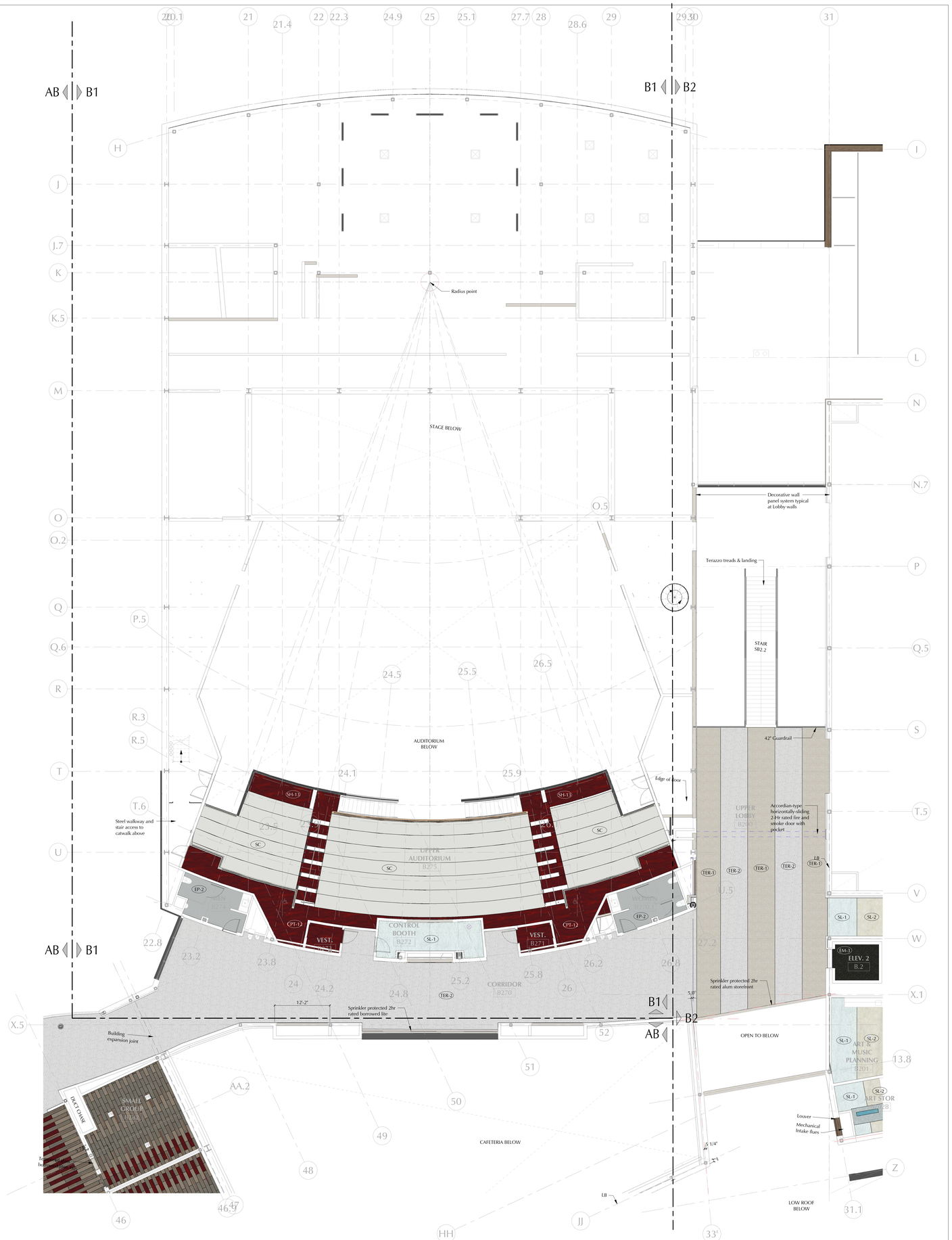

1 A12.9 Second Floor Finish Plan Section B1
Scale: 1/8" = 1'-0"

LAMOUREUX PAGANO ASSOCIATES, ARCHITECTS
108 GROVE STREET, SUITE 300
WORCESTER, MASSACHUSETTS 01605

MEMBER OF
THE AMERICAN INSTITUTE OF ARCHITECTS

CONSULTANT

OWNER

Worcester Public Schools

Worcester, MA

Project North
True North

PROJECT

FINAL BID PACKAGE

South High Community School

170 Apricot Street, Worcester, MA 01603

TITLE

Second Floor Finish Plan Section B1

Key Plan

BUILDING A
BUILDING B
A
B1
B2
AB

REVISIONS

No.	Description	Date

FILE:

DWN. BY: Author
JOB NO: #1611
CKD. BY: Checker
SCALE: 1/8" = 1'-0"
DATE: January 31, 2019

A12.9

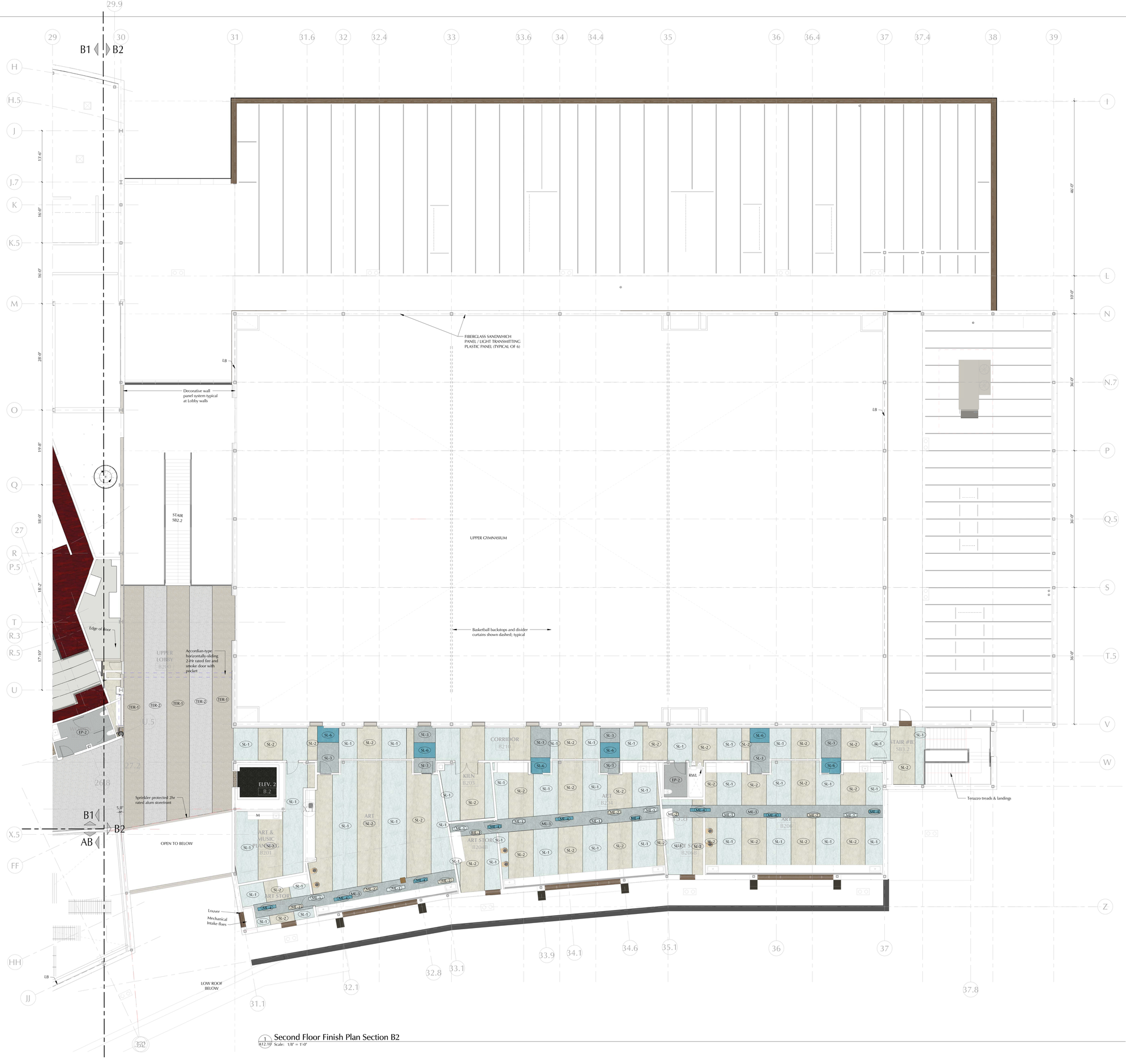

1 A12.10 Second Floor Finish Plan Section B2
Scale: 1/8" = 1'-0"

LAMOUREUX PAGANO ASSOCIATES, ARCHITECTS
108 GROVE STREET, SUITE 300
WORCESTER, MASSACHUSETTS 01605

MEMBER OF
THE AMERICAN INSTITUTE OF ARCHITECTS

CONSULTANT

OWNER

Worcester Public Schools

Worcester, MA

Project North
True North

PROJECT

FINAL BID PACKAGE

South High Community School

170 Apricot Street, Worcester, MA 01603

TITLE

Second Floor Finish Plan Section B2

Key Plan

BUILDING A
BUILDING B
A
B1
B2
AB

REVISIONS

No.	Description	Date

FILE:

DWN. BY: Author | JOB NO: #1611

CKD. BY: Checker | SCALE: 1/8" = 1'-0"

DATE: January 31, 2019

A12.10



1 Third Floor Finish Plan Section A
A12.11 Scale: 1/8" = 1'-0"

LAMOUREUX PAGANO ASSOCIATES, ARCHITECTS
108 GROVE STREET, SUITE 300
WORCESTER, MASSACHUSETTS 01605

MEMBER OF THE AMERICAN INSTITUTE OF ARCHITECTS

CONSULTANT

OWNER

Worcester Public Schools

Worcester, MA

Project North

PROJECT

FINAL BID PACKAGE

South High Community School

170 Apricot Street, Worcester, MA 01603

TITLE

Third Floor Finish Plan Section A

Key Plan

BUILDING A
BUILDING B
A
B1
B2
AB

REVISIONS

No.	Description	Date

FILE:

DWN. BY: Author	JOB NO: #1611
CKD. BY: Checker	SCALE: 1/8" = 1'-0"
DATE: January 31, 2019	

A12.11

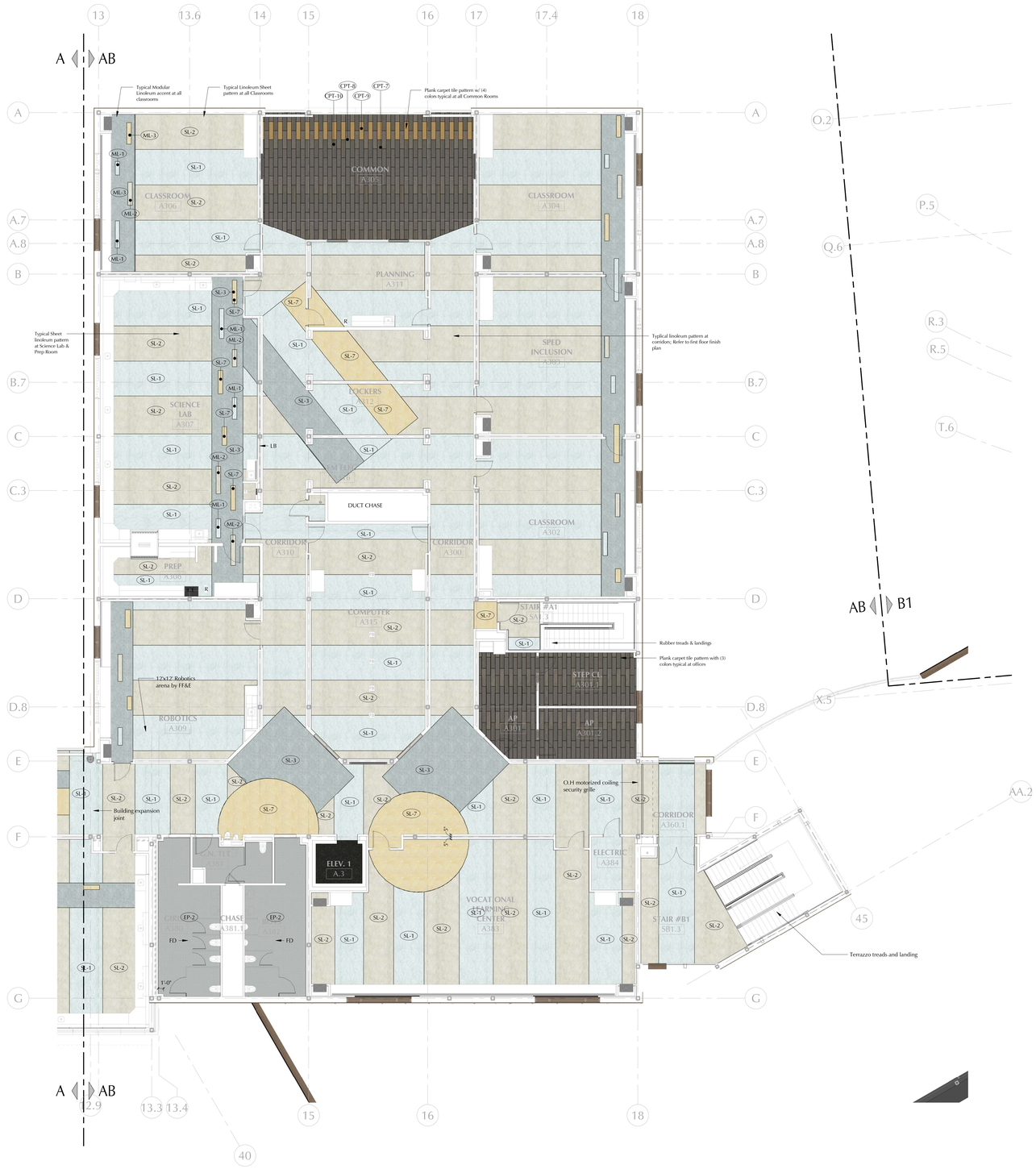

1 Third Floor Finish Plan Section AB

A12.12 Scale: 1/8" = 1'-0"

LAMOUREUX PAGANO ASSOCIATES, ARCHITECTS
108 GROVE STREET, SUITE 300
WORCESTER, MASSACHUSETTS 01605

MEMBER OF THE AMERICAN INSTITUTE OF ARCHITECTS

CONSULTANT

OWNER

Worcester Public Schools

Worcester, MA

Project North

PROJECT

FINAL BID PACKAGE

South High Community School

170 Apricot Street, Worcester, MA 01603

TITLE

Third Floor Finish Plan Section AB

Key Plan

BUILDING A
BUILDING B
A
B1
B2
AB

REVISIONS

No.	Description	Date

FILE:

DWN. BY: Author | JOB NO: #1611

CKD. BY: Checker | SCALE: 1/8" = 1'-0"

DATE: January 31, 2019

A12.12

Equipment Utility Schedule 1-101

No.	Qty.	Description	HVAC Utilities						Plumbing Utilities							Electrical Utilities									No.	Comment
			Make Up CFM	Make Up Collar	Make-Up Air	ECFM	Collar Size	SP	HW	CW	DW	IW	MBTUS	Gas Size	Plumbing Height	Voltage	Phase	HP	Amperage	KW	Hard Connection	Plug	NEMA Config	Electrical Height		
1	21	Mobile Walk-In Shelving																							1	
1A	4	Mobile Walk-In Shelving																							1A	
1B	2	Mobile Walk-In Shelving																							1B	
1C	5	Mobile Walk-In Shelving																							1C	
1D	9	Mobile Walk-In Shelving																							1D	
2	1	Walk-In Cooler/Freezer														(2)120	1		15.0		X			VFY	2	EC - Coordinate interconnection with Building Emergency Power System
3	1	Freezer Coil										3/4"				208/230	1		14.0		X			VFY	3	EC - Interconnect to Emergency Power System.
3A	1	Drain Line Heat Tape														120	1		15.0			X	5-15P	Verify	3A	EC - Utilities for Drain Line Heat Tape
4	1	Freezer Condensing Unit														208/230	3	3.5	14.375		X			VFY	4	EC - Interconnect to Emergency Power System
5	2	Cooler Coil										3/4"				208/230	1		1.4		X			VFY	5	EC - Interconnect to Emergency Power System.
6	1	Cooler Condensing Unit														208/230	3	3.0	15.25		X			VFY	6	EC - Interconnect to Emergency Power System.
7	1	Handsink							1/2"	1/2"	1-1/2"														7	PC - Provide 110 degree hot water to faucet.
7A	1	Touchless Soap Dispenser																							7A	By Owner - Verify and Coordinate all Utility Requirements in the field with the General Contractor.
7B	1	Touchless Paper Towel Dispenser																							7B	By Owner - Verify and Coordinate all Utility Requirements in the field with the General Contractor.
8	1	Disposer/Controls								1/2"	2"					208	3	2	3.3		X			13"	8	
9	1	Soiled Dishtable & Pot sink							(2) 1/2"	(2) 1/2"	(3) 2"														9	PC to cap and tap 1/4" line of of the 1/2" HW line for future use by the soap/sanitizer subcontractor.
9A	1	Pre-Rinse Assembly							1/2"	1/2"															9A	
9B	1	Pre-Rinse Assembly							1/2"	1/2"															9B	
10	1	Disposer/Controls								1/2"	2"					208	3	2	3.3		X			13"	10	
11	1	Spare Number																							11	
12	1	Spare Number																							12	
13	1	Eye Wash Station							1/2"	1/2"	1-1/4"														13	PC – Provide warm water as required by ANSI Z358.1-2004.
14	1	Dishmachine				200&400	(2) 4"x16"		3/4"	3/4"		1 1/2"				208	3		131		X			18"	14	
15	1	Clean Dishtable																							15	
16	1	Wall Shelf w/ Pot Hooks																							16	
17	1	Janitor Shelving																							17	
18	1	Mop Sink							1/2"	1/2"	2"														18	
19	1	Ice Cuber w/ Bin								3/8"		3/4" & 1"				208-230	1		18.2		X				19	
20	1	Electric Vegetable Spinner														120	1		2.7			X	6-15P	18"	20	
21	1	Scale														120	1		10.0			X	5-15P	DFA	21	
22	1	Mobile Stand																							22	
23	1	Spare Number																							23	
24	4	Mobile Pot Shelf																							24	
25L	1	Exhaust Hood	1497	12x18	0.27	2300	12x16	0.40								120	1		15.0		X			VFY	25L	EC - Interconnect Lights with Power & Switch
25R	1	Exhaust Hood	1497	12x18	0.27	2300	12x16	0.40								120	1		15.0		X			VFY	25R	EC - Interconnect Lights with Power & Switch
26	1	Double-Action Mixer														115	1		15.0			X	5-15P	DFA	26	
27	1	40 Gallon Tilting Skillet							3/8"	3/8"			126	3/4"	33.5"	120	1		6.0			X		18"	27	
28	1	Burger Forming and Portioning Machine														110	1		15.0			X	5-15P	DFA	28	EC - Unit to be powered by outlet dropped from above Item No. 30.
29	1	40 Gallon Tilting Skillet							3/8"	3/8"			126	3/4"	33.5"	120	1		6.0			X		18"	29	
30	1	Mobile Work Table														(2)120	1		20.0			X	5-20P	DFA	30	EC - Provide unit with two (2) duplex outlets dropped from finish ceiling above
31	1	Spare Number																							31	
32	1	Spare Number																							32	
34	1	Floor Trough									4"														34	
35	1	60 Gal. Tilting Kettle							1/2"	1/2"			100	1/2"	26.7"	120	1		5.0			X	5-15P	30.8"	35	
36	1	Prep Table w/ Sinks														(2)120	1		20.0			X	5-20P	DFA	36	EC - Provide two (2) wall mounted convenience outlets.
37	1	Roll-In Combi-Oven								(2) 3/4"		1 1/2"	266	3/4"	7"	120	1		13.6	1.7	X			18"	37	
38	1	Handsink							1/2"	1/2"	1-1/2"														38	PC - Provide 110 degree hot water to faucet.
38A	1	Touchless Soap Dispenser																							38A	By Owner - Verify and Coordinate all Utility Requirements in the field with the General Contractor.
38B	1	Touchless Paper Towel Dispenser																							38B	By Owner - Verify and Coordinate all Utility Requirements in the field with the General Contractor.
39	1	Utility Distribution System							3/4"	3/4"			2278	2"		208	3		150.0		X			TBD	39	EC - Provide 120/1 volt 20.0 amp power for micro switch of fire suppression system.
40L	1	Exhaust Hood	1498	12x18	0.27	1872	13x12	0.30								120	1		15.0		X			VFY	40L	EC - Interconnect Lights with Power & Switch
40R	1	Exhaust Hood	1498	12x18	0.27	1872	13x12	0.30								120	1		15.0		X			VFY	40R	EC - Interconnect Lights with Power & Switch
41	1	Spare Number																							41	
42	1	Spare Number																							42	
43	1	Spare Number																							43	
44	1	Roll-In Combi-Oven								(2) 3/4"		1 1/2"	266	3/4"	7"	120	1		13.6	1.7	X			18"	44	
45	1	Overshelf																							45	
46	1	Mobile Work Table														(2)120	1		20.0			X	5-20P	DFA	46	EC - Provide unit with two (2) duplex outlets dropped from finish ceiling above
47	1	Roll-In Combi-Oven								(2) 3/4"		1 1/2"	266	3/4"	7"	120	1		13.6	1.7	X			18"	47	
48	1	Roll-In Combi-Oven								(2) 3/4"		1 1/2"	266	3/4"	7"	120	1		13.6	1.7	X			18"	48	
49	1	Overshelf																							49	
50	1	Mobile Work Table														(2)120	1		20.0			X	5-20P	DFA	50	EC - Provide unit with two (2) duplex outlets dropped from finish ceiling above
51	1	Scale														120	1		10.0			X	5-15P	DFA	51	
52	1	Mobile Stand																							52	
53	1	Roll-In Combi-Oven								(2) 3/4"		1 1/2"	266	3/4"	7"	120	1		13.6	1.7	X			18"	53	
54	1	Overshelf																							54	
55	1	Mobile Work Table														(2)120	1		20.0			X	5-20P	DFA	55	EC - Provide unit with two (2) duplex outlets dropped from finish ceiling above
56	1	Overshelf																							56	
57	1	Mobile Work Table														(2)120	1		20.0			X	5-20P	DFA	57	EC - Provide unit with two (2) duplex outlets dropped from finish ceiling above
58	1	Slicer														120	1	1/2	5.6			X	5-15P		58	EC - Unit to plug into DFA Outlet.
59	1	Handsink							1/2"	1/2"	1-1/2"														59	PC - Provide 110 degree hot water to faucet.
59A	1	Touchless Soap Dispenser																							59A	By Owner - Verify and Coordinate all Utility Requirements in the field with the General Contractor.
59B	1	Touchless Paper Towel Dispenser																							59B	By Owner - Verify and Coordinate all Utility Requirements in the field with the General Contractor.
60	1	Spare Number																							60	
61	1	Spare Number																							61	
62	1	Spare Number																							62	
63	1	Spare Number																							63	
64	1	Mobile Work Table														(2)120	1		20.0			X	5-20P	DFA	64	EC - Provide unit with two (2) duplex outlets dropped from finish ceiling above
65	1	Mobile Work Table														(2)120	1		20.0			X	5-20P	DFA	65	EC - Provide unit with two (2) duplex outlets dropped from finish ceiling above
66	1	Spare Number																							66	
67	1	80 Qt. Mixer														200-240	3	3.0	12.0		X			16"	67	
68	1	Spare Number																							68	
69	1	Spare Number																							69	
70	1	Prep Table w/ Sinks							1/2"	1/2"		2"				(2)120	1		20.0			X	5-20P	32"	70	EC - Provide two (2) table mounted convenience outlets.
71	1	Disposer/Controls								1/2"	2"					208	3	2	3.3		X			13"	71	
72	1	Spare Number																							72	
73	1	Spare Number																							73	
74	1	Overshelf																							74	
75	1	Slicer														120	1	1/2	5.6			X	5-15P	36"	75	EC - Unit to plug into splash mounted outlet.
76	1	Handsink							1/2"	1/2"	1-1/2"														76	PC - Provide 110 degree hot water to faucet.
76A	1	Touchless Soap Dispenser																							76A	By Owner - Verify and Coordinate all Utility Requirements in the field with the General Contractor.
76B	1	Touchless Paper Towel Dispenser																							76B	By Owner - Verify and Coordinate all Utility Requirements in the field with the General Contractor.
77	1	Staging/Production Cooler														(3)120	1		15.0		X			VFY	77	EC - Coordinate interconnection with Building Emergency Power System
78	1	Walk-In Blast Chiller									3/4"					208	1		15.5		X			99"	78	
79	1	Blast Chiller Condensing Unit														208/230	3	5.0	30.0		X				79	EC - Interconnect to Emergency Power System
80	1	Cooler Coil										3/4"				208/230	1		2.0		X			VFY	80	EC - Interconnect to Emergency Power System.
81	1	Spare Number																							81	
82	1	Spare Number																							82	
83	1	Spare Number																							83	
84	1	Cooler Condensing Unit														208/230	3	2.0	11.7		X			VFY	84	EC - Interconnect to Emergency Power System.
85	1	Cooler Coil										3/4"				208/230	1		2.0		X			VFY	85	EC - Interconnect to Emergency Power System.
86	1	Cooler Condensing Unit														208/230	3	2.0	11.7		X			VFY	86	EC - Interconnect to Emergency Power System.
87	1	Trash Bin																							87	
88	1	Prep Table w/ Sinks							1/2"	1/2"		2"				120	1		20.0			X	5-20P	32"	88	EC - Provide unit with one (1) duplex outlets. Outlet housing provided by table manufacturer.
89	1	Disposer/Controls								1/2"	2"					208	3	2	3.3		X			13"	89	
90	1	Spare Number																							90	
91	1	Spare Number																							91	
92	1	Spare Number																							92	
93	1	Spare Number																							93	
94	1	Buffalo Chopper														115	1	1.0	13.0			X	5-15P	42	94	
95	1	Overshelf																							95	
96	1	Work Table w/ Sink							1/2"	1/2"						(2) 120	1		15.0			X	5-15P	42"	96	
97	1	Food Processor														120	1	3	15.0			X	5-15P	32"	97	
98	1	Slicer														120	1	1/2	5.6			X	5-15P		98	
99	12	Roll-In Pan Rack																							99	
100	17	Mobile Dry Storage Shelving																							100	
100A	4	Mobile Dry Storage Shelving																							100A	
100B	6	Mobile Dry Storage Shelving																							100B	
100C	1	Mobile Dry Storage Shelving																							100C	
100D	2	Mobile Dry Storage Shelving																							100D	
101	1	Manual Clipper																							101	

LAMOUREUX PAGANO ASSOCIATES. ARCHITECTS
108 GROVE STREET, SUITE 300
WORCESTER, MASSACHUSETTS 01605

MEMBER OF
THE AMERICAN INSTITUTE OF ARCHITECTS

CONSULTANT

OWNER

Worcester Public Schools

Project North

PROJECT

Final Bid Package

South High Community School

170 Apricot Street, Worcester, MA 01603

TITLE

Foodservice Utility Schedule

Key Plan

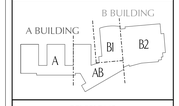

REVISIONS

No.	Description	Date

FILE:

DWN. BY: JJL | JOB NO: #1611

CKD. BY: EKA | SCALE:

DATE: January 31, 2019

K1.1

Equipment Utility Schedule 102-200

No.	Qty.	Description	HVAC Utilities						Plumbing Utilities							Electrical Utilities									No.	Comment
			Make Up CFM	Make Up Collar	Make-Up Air	ECFM	Collar Size	SP	HW	CW	DW	IW	MBTUS	Gas Size	Plumbing Height	Voltage	Phase	HP	Amperage	KW	Hard Connection	Plug	NEMA Config	Electrical Height		
102	1	Handsink							1/2"	1/2"	1-1/2"														102	PC - Provide 110 degree hot water to faucet.
102A	1	Touchless Soap Dispenser																							102A	By Owner - Verify and Coordinate all Utility Requirements in the field with the General Contractor.
102B	1	Touchless Paper Towel Dispenser																							102B	By Owner - Verify and Coordinate all Utility Requirements in the field with the General Contractor.
103	1	Disposer/Controls								1/2"	2"					208	3	2	3.3		X			13"	103	
104	13	Waste Bin																							104	
105	1	Pass-Thru Refrigerator														115	1	1/2	10.4			X	5-15P	32"	105	
106	1	Pass-Thru Heated Cabinet														115/208-230	1		20.0	2.0		X	14-20P	78"	106	
107	1	Back Work Counter w/ Hand Sink							1/2"	1/2"	1-1/2"					(2)120	1		20.0			X	5-20P	48"	107	EC - Provide one (1) wall mounted convenience outlets. PC - Provide 110 degree incoming water.
107A	1	Touchless Soap Dispenser																							107A	By Owner - Verify and Coordinate all Utility Requirements in the field with the General Contractor.
107B	1	Touchless Paper Towel Dispenser																							107B	By Owner - Verify and Coordinate all Utility Requirements in the field with the General Contractor.
109	1	Main Serving Counter														(8)120	1		20.0			X	5-20P	32"	109	
110	1	Hot/Cold Food Wells										1"			18"	120/208-240	1	1/4	21.2	4.4	X			16"	110	
110A	1	Sneeze Guard w/ Heat & Light														120	1		12.03	1.4	X			12"	110A	
111	1	Hot/Cold Food Wells										1"			18"	120/208-240	1	1/4	21.2	4.4	X			16"	111	
111A	1	Sneeze Guard w/ Heat & Light														120	1		12.03	1.4	X			12"	111A	
112	1	Sandwhich Prep Station														115	1	1/3	7.8			X	5-15P	18"	112	
113	1	Back Work Counter w/ Sink							1/2"	1/2"		2"				120	1		20.0			X	5-20P	48"	113	EC - Provide one (1) wall mounted convenience outlet.
114	1	Pass-Thru Heated Cabinet														115/208-230	1		20.0	2.0		X	14-20P	78"	114	
115	1	Pass-Thru Refrigerator														115	1	1/2	10.4			X	5-15P	32"	115	
116	1	Back Work Counter w/ Hand Sink							1/2"	1/2"	1-1/2"					(2)120	1		20.0			X	5-20P	48"	116	EC - Provide two (2) wall mounted convenience outlets. PC - Provide 110 degree incoming water.
116A	1	Touchless Soap Dispenser																							116A	By Owner - Verify and Coordinate all Utility Requirements in the field with the General Contractor.
116B	1	Touchless Paper Towel Dispenser																							116B	By Owner - Verify and Coordinate all Utility Requirements in the field with the General Contractor.
117	1	Hot/Cold Food Wells										1"			18"	120/208-240	1	1/4	21.2	4.4	X			16"	117	
117A	1	Sneeze Guard w/ Heat & Light														120	1		12.03	1.4	X			12"	117A	
118	1	Pass-Thru Heated Cabinet														115/208-230	1		20.0	2.0		X	14-20P	78"	118	
119	1	Pass-Thru Refrigerator														115	1	1/2	10.4			X	5-15P	32"	119	
120	1	Back Work Counter w/ Hand Sink & Dump Sink							(2)1/2"	(2)1/2"	1-1/2"	2"				(2)120	1		20.0			X	5-20P	48"	120	EC - Provide two (2) wall mounted convenience outlets. PC - Provide 110 degree incoming water.
120A	1	Touchless Soap Dispenser																							120A	By Owner - Verify and Coordinate all Utility Requirements in the field with the General Contractor.
120B	1	Touchless Paper Towel Dispenser																							120B	By Owner - Verify and Coordinate all Utility Requirements in the field with the General Contractor.
121	2	Flammable Safety Cabinet													60"										121	
122	1	Spare Number																							122	
123	1	Spare Number																							123	
124	1	Hot/Cold Food Wells										1"			18"	120/208-240	1	1/4	21.2	4.4	X			16"	124	
124A	1	Sneeze Guard w/ Heat & Light														120	1		12.03	1.4	X			12"	124A	
125	4	Dunnage Rack																							125	
125A	1	Dunnage Rack																							125A	
126	1	Cooler Coil										3/4"				208/230	1		2.0		X			VFY	126	EC - Interconnect to Emergency Power System.
127	1	Cooler Condensing Unit														208/230	3	2.0	11.7		X			VFY	127	EC - Interconnect to Emergency Power System.
128	1	Air Screen Merchandiser										1"				208-230	1	1 1/2	20.0		X			18"	128	
129	1	Air Screen Merchandiser										1"				208-230	1	1 1/2	20.0		X			18"	129	
130	1	Spare Number																							130	
131	1	Air Screen Merchandiser														115	1		16.8			X	5-20P	18"	131	
132	1	Air Screen Merchandiser														115	1		16.8			X	5-20P	18"	132	
133	1	Air Screen Merchandiser														115	1		16.8			X	5-20P	18"	133	
134	1	P.O.S. System														120	1		6.0			X	5-15P	18"	134	By Owner - Verify and Coordinate all Utility Requirements in the field with the General Contractor.
135	1	Cashier Counter																							135	
136	1	P.O.S. System														120	1		6.0			X	5-15P	18"	136	By Owner - Verify and Coordinate all Utility Requirements in the field with the General Contractor.
137	1	Spare Number																							137	
138	1	Cashier Counter																							138	
139	1	P.O.S. System														120	1		6.0			X	5-15P	18"	139	By Owner - Verify and Coordinate all Utility Requirements in the field with the General Contractor.
140	1	Spare Number																							140	
141	1	Air Screen Merchandiser														115	1		16.8			X	5-20P	18"	141	
142	1	Mobile Condiment Counter																							142	
143	1	Mobile Condiment Counter																							143	
144	1	Cashier Counter																							144	
145	1	P.O.S. System														120	1		6.0			X	5-15P	18"	145	By Owner - Verify and Coordinate all Utility Requirements in the field with the General Contractor.
146	1	Spare Number																							146	
147	1	Cashier Counter																							147	
148	1	Walk-In Cooler/Freezer														(2)120	1		20.0		X			VFY	148	EC - Coordinate interconnection with building emergency power system.
149	1	Freezer Coil										3/4"				208/230	1		10.4		X			VFY	149	EC - Interconnect to Emergency Power System.
149A	1	Drain Line Heat Tape														120	1		15.0			X	5-15P	Verify	149A	EC - Utilities for Drain Line Heat Tape
150	1	Freezer Condensing Unit														208/230	3	2.5	11.8		X			VFY	150	EC - Interconnect to Emergency Power System
151	1	Mobile Condiment Counter																							151	
152	1	Mobile Condiment Counter																							152	
153	1	Handsink							1/2"	1/2"	1-1/2"														153	PC - Provide 110 degree hot water to faucet.
153A	1	Touchless Soap Dispenser																							153A	By Owner - Verify and Coordinate all Utility Requirements in the field with the General Contractor.
153B	1	Touchless Paper Towel Dispenser																							153B	By Owner - Verify and Coordinate all Utility Requirements in the field with the General Contractor.
154	1	Cooler Coil										3/4"				208/230	1		2.0		X			VFY	154	EC - Interconnect to Emergency Power System.
155	1	Cooler Condensing Unit														208/230	3	2.0	11.7		X			VFY	155	EC - Interconnect to Emergency Power System.
156	1	Ice Cuber w/ Bin								3/8"		3/4" & 1"				208-230	1		18.2		X				156	
157	15	Locker																							157	By Architect - Verify and coordinate all dimensions, details and utility requirements in the field with the General Contractor/ Construction Manager.
158	1	Condiment Counter														120	1		20.0			X	5-20P	48"	158	EC - Provide one (1) wall mounted convenience outlet.
159	1	P.O.S. System														120	1		6.0			X	5-15P	18"	159	By Owner - Verify and Coordinate all Utility Requirements in the field with the General Contractor.
160	1	Cafe Serving Counter w/ Hand Sink							1/2"	1/2"	1-1/2"					120	1		20.0			X	5-20P	48"	160	EC - Provide one (1) wall mounted convenience outlet.
160A	1	Touchless Soap Dispenser																							160A	By Owner - Verify and Coordinate all Utility Requirements in the field with the General Contractor.
160B	1	Touchless Paper Towel Dispenser																							160B	By Owner - Verify and Coordinate all Utility Requirements in the field with the General Contractor.
161	1	Refrigerated Merchandiser														115	1	0.33	7.2			X	5-15P	16"	161	
162	1	Espresso Machine w/ Refrigerator									5/8"	1/4"			2"	208	1		20.4	4.3	X				162	
163	1	Coffee Brewer									1/4"					120	1		13.5	1.52		X	5-15P	18"	163	
164	1	Undercounter Freezer														115	1	1/4	6.8			X	5-15P	16"	164	
165	1	Refrigerated/Ambient Display														(2)120	1	1/2	16.0 & 1.5			X	5-15P	18"	165	EC - Utilities for Ambient section. 120/1, 1.5 Amp, NEMA 5-15P.
166	1	Mobile Ice Bin																							166	
167	1	Handsink							1/2"	1/2"	1-1/2"														167	PC - Provide 110 degree hot water to faucet.
167A	1	Touchless Soap Dispenser																							167A	By Owner - Verify and Coordinate all Utility Requirements in the field with the General Contractor.
167B	1	Touchless Paper Towel Dispenser																							167B	By Owner - Verify and Coordinate all Utility Requirements in the field with the General Contractor.
168A	3	Dry Storage Shelving																							168A	
168B	1	Dry Storage Shelving																							168B	
168C	1	Dry Storage Shelving																							168C	
169	1	Wall Shelf w/ Pot Hooks																							169	
170	1	Pot Sink & Clean Dishtable							(2) 1/2"	(2) 1/2"	(3) 2"														170	PC - PC to provide 3/8" female threaded fitting with shut off valve and approved backflow prevention on the incoming cold and hot water line for soap and sanitizer.
170A	1	Pre-Rinse Assembly							1/2"	1/2"															170A	
171	2	Coffee Dispenser																							171	
172	1	Slicer														120	1	1/2	5.6			X	5-15P		172	
173	1	Mobile Work Table																							173	
174	1	Disposer/Controls								1/2"	2"					208	3	2	3.3		X			13"	174	
175	1	Dishmachine		200&400	(2) 4"x16"				3/4"	3/4"		1 1/2"				208	3		131		X			18"	175	
176	2	Mobile Pot Shelf																							176	
177	1	Soiled Dishtable w/ Sink																							177	
178	1	Handsink							1/2"	1/2"	1-1/2"														178	PC - Provide 110 degree hot water to faucet.
178A	1	Touchless Soap Dispenser																							178A	By Owner - Verify and Coordinate all Utility Requirements in the field with the General Contractor.
178B	1	Touchless Paper Towel Dispenser																							178B	By Owner - Verify and Coordinate all Utility Requirements in the field with the General Contractor.
179	1	Trash Bin																							179	
180	1	Janitor Storage Shelving																							180	
180A	1	Janitor Shelving																							180A	
181	1	Eye Wash Station							1/2"	1/2"	1-1/4"														181	PC – Provide warm water as required by ANSI Z358.1-2004.
182	1	Cafe Serving Counter																							182	
183	1	Eye Wash Station							1/2"	1/2"	1-1/4"														183	PC – Provide warm water as required by ANSI Z358.1-2004.
184	1	Mop Sink							1/2"	1/2"	2"														184	By Plumbing Contractor - Verify and coordiante all utility requriements in the field with the General Contractor/ Construction Manager.
185	1	Handsink							1/2"	1/2"	1-1/2"														185	PC - Provide 110 degree hot water to faucet.
185A	1	Touchless Soap Dispenser																							185A	By Owner - Verify and Coordinate all Utility Requirements in the field with the General Contractor.
185B	1	Touchless Paper Towel Dispenser																							185B	By Owner - Verify and Coordinate all Utility Requirements in the field with the General Contractor.
186	1	Work Table w/ Sink							1/2"	1/2"		2"				(2) 120	1		15.0			X	5-15P	32"	186	EC - Provide unit with two (2) duplex outlets. Outlet housing provided by table manufacturer.
187	1	Overshelf																							187	
188	1	Work Table w/ Sink							1/2"	1/2"		2"				(2) 120	1		15.0			X	5-15P	32"	188	EC - Provide unit with two (2) duplex outlets. Outlet housing provided by table manufacturer.
189	1	Work Table														(2)120	1		20.0			X	5-20P	32"	189	EC - Provide unit with two (2) duplex outlets. Outlet housing provided by table manufacturer.
190	1	Overshelf																							190	
191	2	Countertop Food Warmer														120	1		5.8	.8		X	5-15P	48"	191	
192	1	Overhead Heated Lamp														120/208	1		8.7	1.68	X			VFY	192	
193	1	Overhead Heated Lamp														120/208	1		8.7	1.68	X			VFY	193	
194	1	Mobile Proofing Cabinet														120	1		16.6	2.0		X	5-20P	18"	194	
195	1	Dough Divider																							195	
196	1	Work Table														(2)120	1		20.0			X	5-20P	32"	196	EC - Provide unit with two (2) duplex outlets. Outlet housing provided by table manufacturer.
197	1	Wood Top Baker's Table														(2) 120	1		15.0			X	5-15P	36"	197	EC - Provide unit with two (2) duplex outlets. Outlet housing provided by table manufacturer.
198	1	Mobile Mixer Stand																							198	
199	1	20 QT. Mixer														100-120	1	1/2	8.0			X	5-15P		199	
200	1	Work Table w/ Sink							1/2"	1/2"		2"				(2) 120	1		15.0			X	5-15P	32"	200	EC - Provide unit with two (2) duplex outlets. Outlet housing provided by table manufacturer.

LAMOUREUX PAGANO ASSOCIATES. ARCHITECTS
108 GROVE STREET, SUITE 300
WORCESTER, MASSACHUSETTS 01605

MEMBER OF
THE AMERICAN INSTITUTE OF ARCHITECTS

CONSULTANT

OWNER

Worcester Public Schools

Project North

PROJECT

Final Bid Package

South High Community School

170 Apricot Street, Worcester, MA 01603

TITLE

Foodservice Utility Schedule

Key Plan

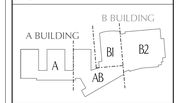

REVISIONS

No.	Description	Date

FILE:

DWN. BY: JJL | JOB NO: #1611

CKD. BY: EKA | SCALE:

DATE: January 31, 2019

K1.2

Equipment Utility Schedule 201-300

No.	Qty.	Description	HVAC Utilities						Plumbing Utilities							Electrical Utilities									No.	Comment
			Make Up CFM	Make Up Collar	Make-Up Air	ECFM	Collar Size	SP	HW	CW	DW	IW	MBTUS	Gas Size	Plumbing Height	Voltage	Phase	HP	Amperage	KW	Hard Connection	Plug	NEMA Config	Electrical Height		
201	16	Waste Bin																							201	
202	1	Spare Number																							202	
203	1	Spare Number																							203	
204	1	Overshelf																							204	
205	1	Work Table w/ Sink							1/2"	1/2"		2"				(2) 120	1		15.0			X	5-15P	32"	205	EC - Provide unit with two (2) duplex outlets. Outlet housing provided by table manufacturer.
206	1	Work Table														(2) 120	1		15.0			X	5-15P	32"	206	EC - Provide unit with two (2) duplex outlets. Outlet housing provided by table manufacturer.
207	1	Overshelf																							207	
208	1	Work Table														(2) 120	1		15.0			X	5-15P	32"	208	EC - Provide unit with two (2) duplex outlets. Outlet housing provided by table manufacturer.
209	1	Double Overshelf																							209	
210	1	Work Table														(2)120	1		20.0			X	5-20P	32"	210	EC - Provide unit with two (2) duplex outlets. Outlet housing provided by table manufacturer.
211	1	Spare Number																							211	
212	1	Spare Number																							212	
213	1	Spare Number																							213	
214	1	Double Deck Pizza Oven											54	3/4"	45"										214	
215	1	Double Convection Oven								3/4"		1-1/4"	120	3/4"	18"	(2)115	1		10.0			X	5-20P	18"/48"	215	
216	9	Ingredient Bin																							216	
217	1	Double Convection Oven											100	3/4"	10"	(2) 120	1	3/4	8.0			X	5-15P	33" & 66"	217	
218	1	Double Convection Oven											100	3/4"	10"	(2) 120	1	3/4	8.0			X	5-15P	33" & 66"	218	
219	1	4-Burner Range w/ Oven											175	3/4"	34"	115	1		4.0			X		18"	219	
220A	1	Exhaust Hood	1312	12x16	0.18	1640	12x11	0.27								120	1		15.0		X			VFY	220A	EC - Interconnect Lights with Power & Switch
220B	1	Exhaust Hood	1600	12x18	0.27	2453	12x17	0.44								120	1		15.0		X			VFY	220B	EC - Interconnect Lights with Power & Switch
220C	1	Exhaust Hood	1600	12x18	0.27	2126	12x15	0.35								120	1		15.0		X			VFY	220C	EC - Interconnect Lights with Power & Switch
220D	1	Exhaust Hood	1575	12x18	0.27	2415	12x17	0.43								120	1		15.0		X			VFY	220D	EC - Interconnect Lights with Power & Switch
221	1	60 Qt. Mixer														208	3	2.7	10.0		X			54"	221	
222	1	Spare Number																							222	
223	1	Spare Number																							223	
224	1	Convection Steamer								3/8"		1-1/2"	84	3/4"	10"	120	1		2.0			X	5-15P		224	
225	1	Wood Top Baker's Table														(2) 120	1		15.0			X	5-15P	36"	225	EC - Provide unit with two (2) duplex outlets. Outlet housing provided by table manufacturer.
226	1	Floor Trough									3"														226	
227	1	40 Gal. Tilting Kettle							3/8"	(3)3/8"		2"				120 & 208	1		66.6 & 1.0			X		18"	227	
228	1	Hot Food Wells										1"				208	1		21.2	4.4	X			16	228	
229	1	40 Gal. Tilting Kettle							3/8"	(3)3/8"		2"				120 & 208	1 & 3		1.0 & 66.6			X		18"	229	
230	1	30 Gallon Tilting Skillet							3/8"	3/8"			93	3/4"	33.5"	120	1		3.0			X		18"	230	
231	1	Wall Flashing																							231	
232	1	Spare Number																							232	
233	1	Spare Number																							233	
234	1	Work Table														(2)120	1		20.0			X	5-20P	32"	234	EC - Provide unit with two (2) duplex outlets. Outlet housing provided by table manufacturer.
235	1	6 Burner Range with Convection Oven											240	3/4"	30"	115	1	1/4	4.0			X	5-15P		235	
236	1	6 Burner Range with Convection Oven											240	3/4"	30"	115	1	1/4	4.0			X	5-15P		236	
237	1	Sandwhich Prep Station														115	1	1/3	7.8			X	5-15P	18"	237	
238	1	Fryer Assembly											160	3/4"	10.5"	(2)120	1		7.0 & 2.0			X	5-15P	18"	238	
239	1	Handsink							1/2"	1/2"	1-1/2"														239	PC - Provide 110 degree hot water to faucet.
239A	1	Touchless Soap Dispenser																							239A	By Owner - Verify and Coordinate all Utility Requirements in the field with the General Contractor.
239B	1	Touchless Paper Towel Dispenser																							239B	By Owner - Verify and Coordinate all Utility Requirements in the field with the General Contractor.
240	1	Fire Suppression System																							240	Connect to Building Alarm System.
241	1	Fire Suppression System																							241	Connect to Building Alarm System.
242	1	Fire Suppression System																							242	Connect to Building Alarm System.
243	1	Fire Suppression System																							243	Connect to Building Alarm System.
244	1	Marvel System Control Panel														120	1		15.0		X			48"	244	Coordinate interconnection with Exhaust Hoods 40L, 40R, 25L, 25R and associated exhaust fan.
245	1	Marvel System Control Panel														120	1		15.0		X			48"	245	Coordinate interconnection with Exhaust Hoods 220A, 220B, 220C, 220FD and associated exhaust fan.
246	6	Recycle Bin																							246	
247	8	Trash Bin																							247	
248	1	Trash-Recycle Counter																							248	
249	1	Trash-Recycle Counter																							249	
250	1	Trash-Recycle Counter																							250	
251	1	Trash-Recycle Counter																							251	

LAMOUREUX PAGANO ASSOCIATES. ARCHITECTS
108 GROVE STREET, SUITE 300
WORCESTER, MASSACHUSETTS 01605

MEMBER OF
THE AMERICAN INSTITUTE OF ARCHITECTS

CONSULTANT

OWNER

Worcester Public Schools

Project North

PROJECT

Final Bid Package

South High Community School

170 Apricot Street, Worcester, MA 01603

TITLE

Foodservice Utility Schedule

Key Plan

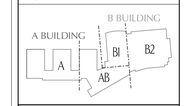

REVISIONS

No.	Description	Date

FILE:

DWN. BY: JJL | JOB NO: #1611

CKD. BY: PJM | SCALE:

DATE: January 31, 2019

K1.3

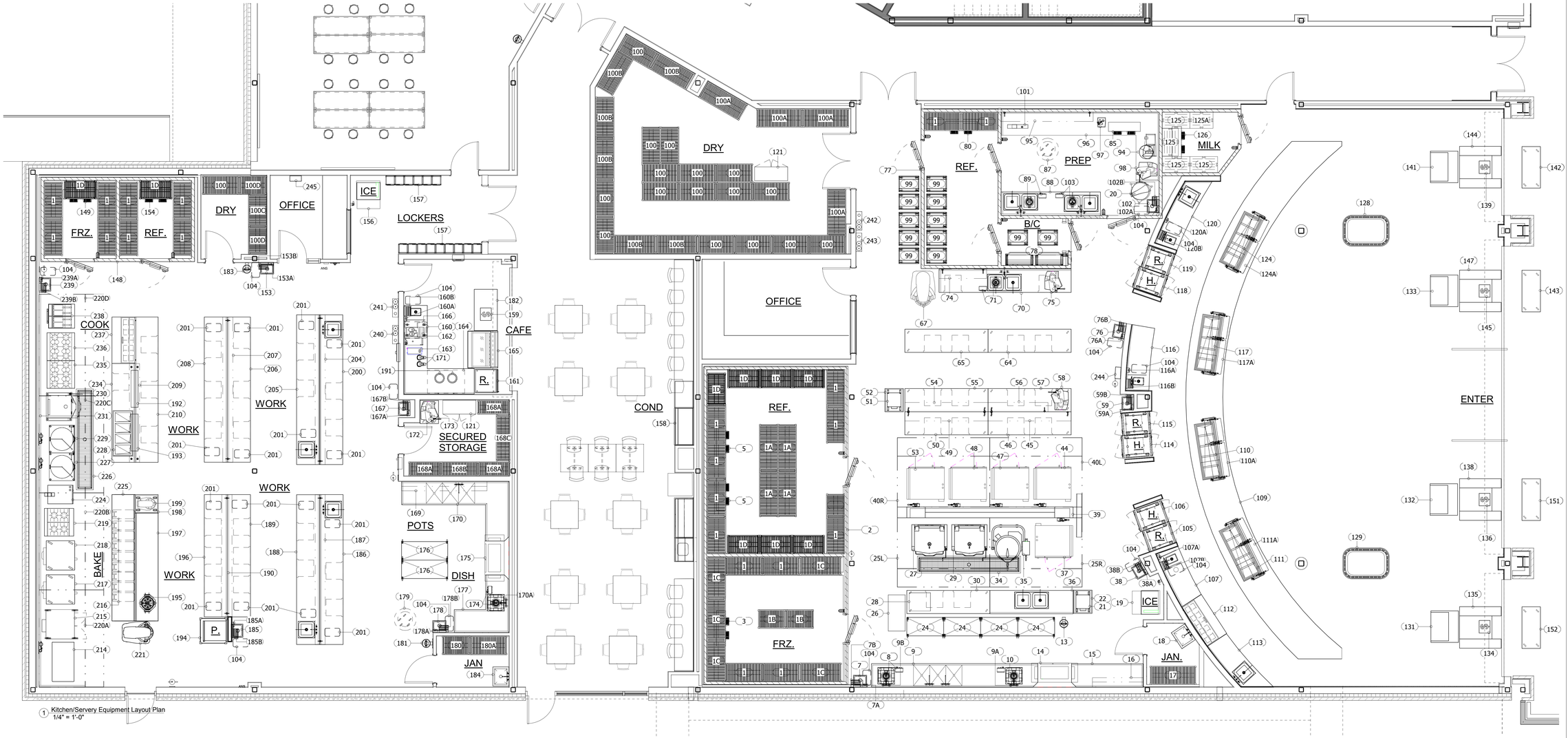

1 Kitchen/Servery Equipment Layout Plan
1/4" = 1'-0"

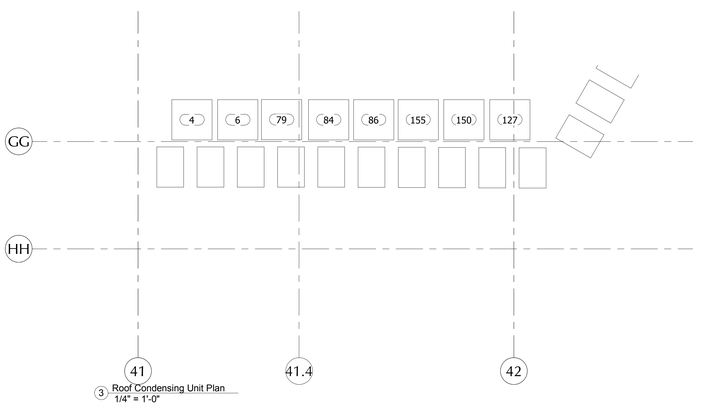

3 Roof Condensing Unit Plan
1/4" = 1'-0"

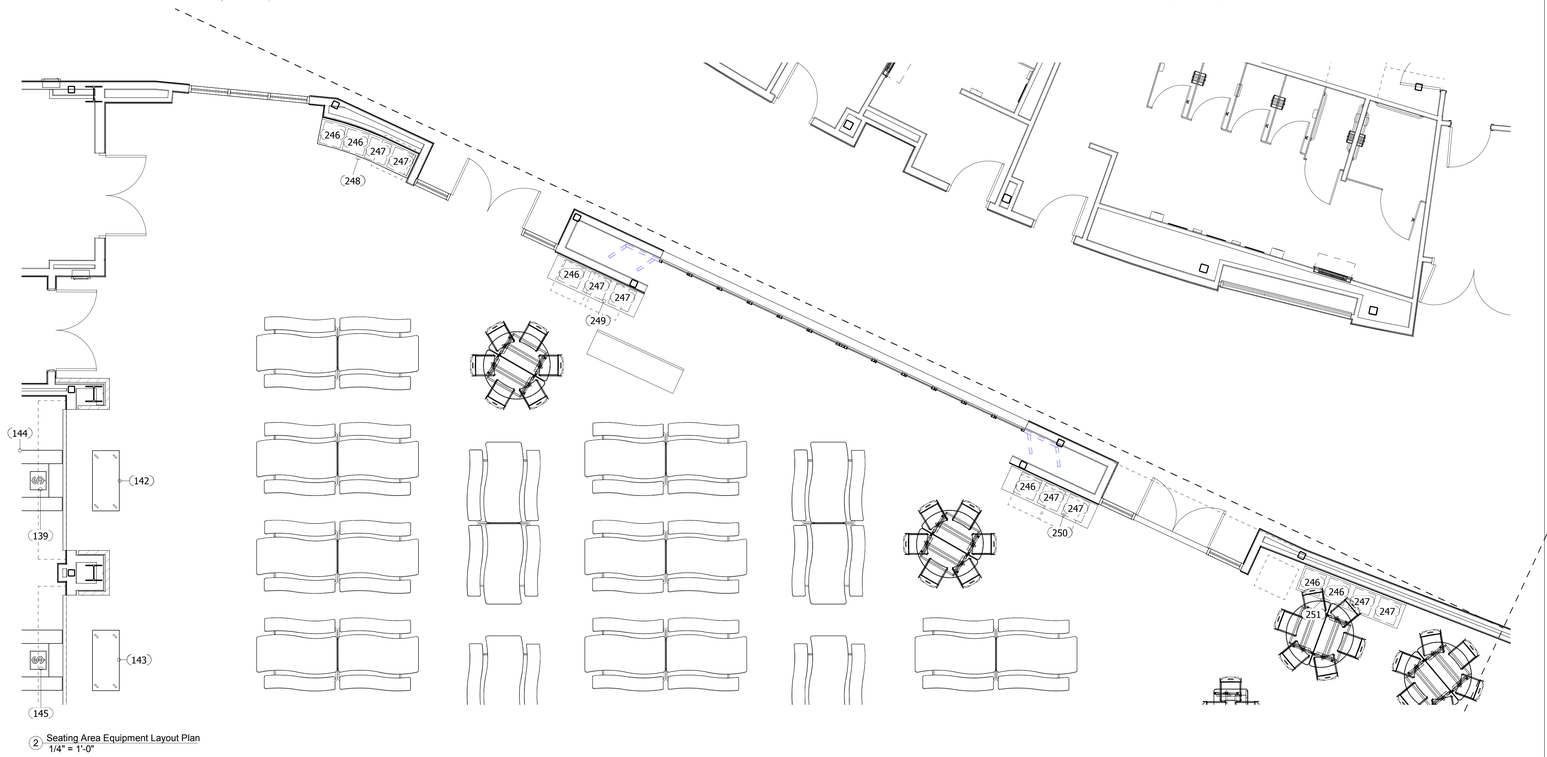

2 Seating Area Equipment Layout Plan
1/4" = 1'-0"

LAMOUREUX PAGANO ASSOCIATES. ARCHITECTS
108 GROVE STREET, SUITE 300
WORCESTER, MASSACHUSETTS 01605

MEMBER OF
THE AMERICAN INSTITUTE OF ARCHITECTS

CONSULTANT

OWNER

Worcester Public Schools

Project North

PROJECT

Final Bid Package

South High Community School

170 Apricot Street, Worcester, MA 01603

TITLE

Foodservice Equipment Layout Plan

Key Plan



REVISIONS

No.	Description	Date

FILE:

DWN. BY: JJL	JOB NO: #1611
CKD. BY: EKA	SCALE: 1/4" = 1'-0"

DATE: January 31, 2019

K2.1

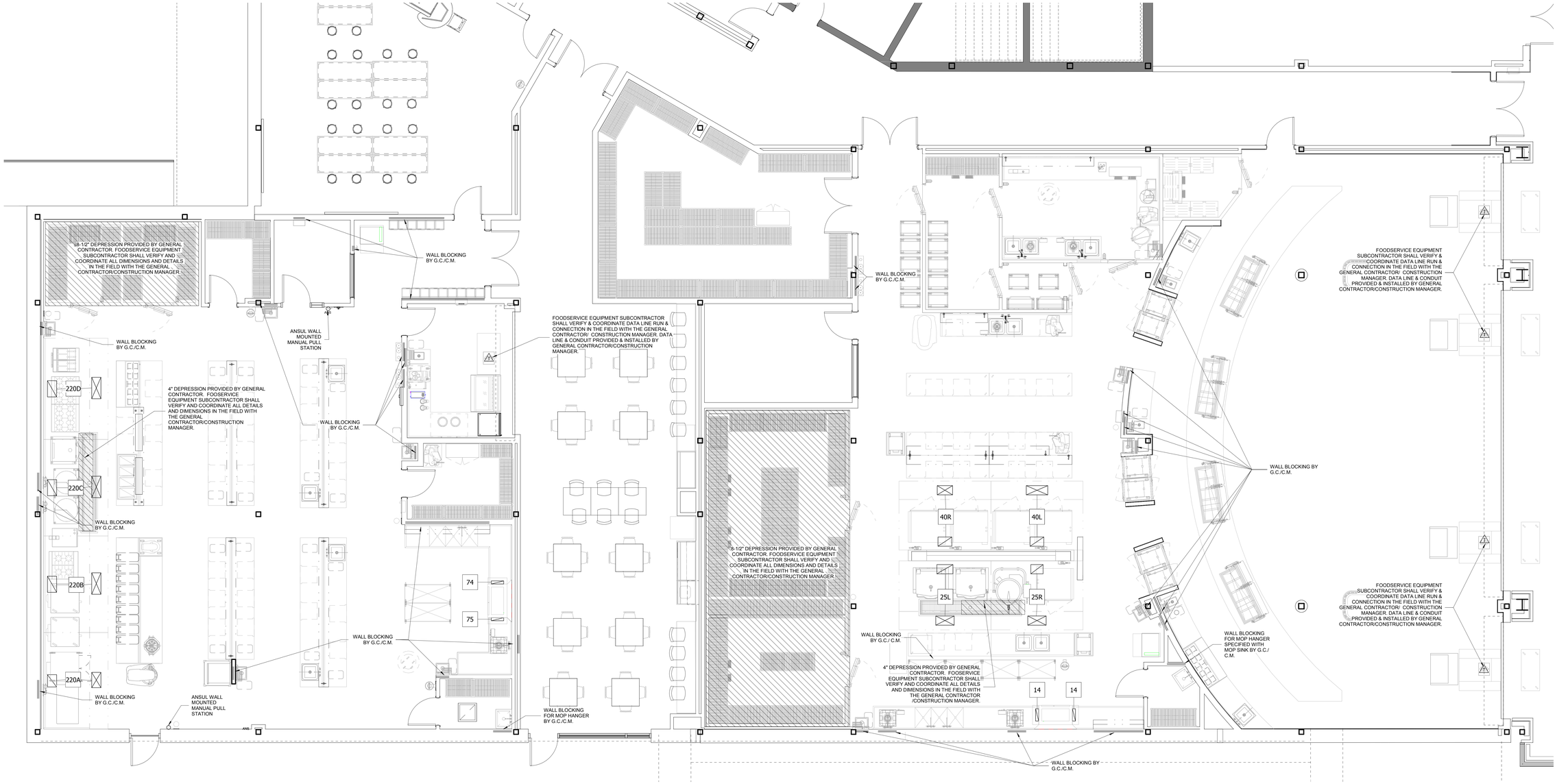

LAMOUREUX PAGANO ASSOCIATES. ARCHITECTS
108 GROVE STREET, SUITE 300
WORCESTER, MASSACHUSETTS 01605

MEMBER OF
THE AMERICAN INSTITUTE OF ARCHITECTS

CONSULTANT

OWNER

Worcester Public Schools

Project North

PROJECT

Final Bid Package

South High Community School

170 Apricot Street, Worcester, MA 01603

TITLE

Foodservice Building Conditions Plan

Key Plan

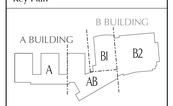

REVISIONS

No.	Description	Date

FILE:

DWN. BY: JJL	JOB NO: #1611
CKD. BY: EKA/PJM	SCALE: 1/4" = 1'-0"
DATE: January 31, 2019	

K2.2

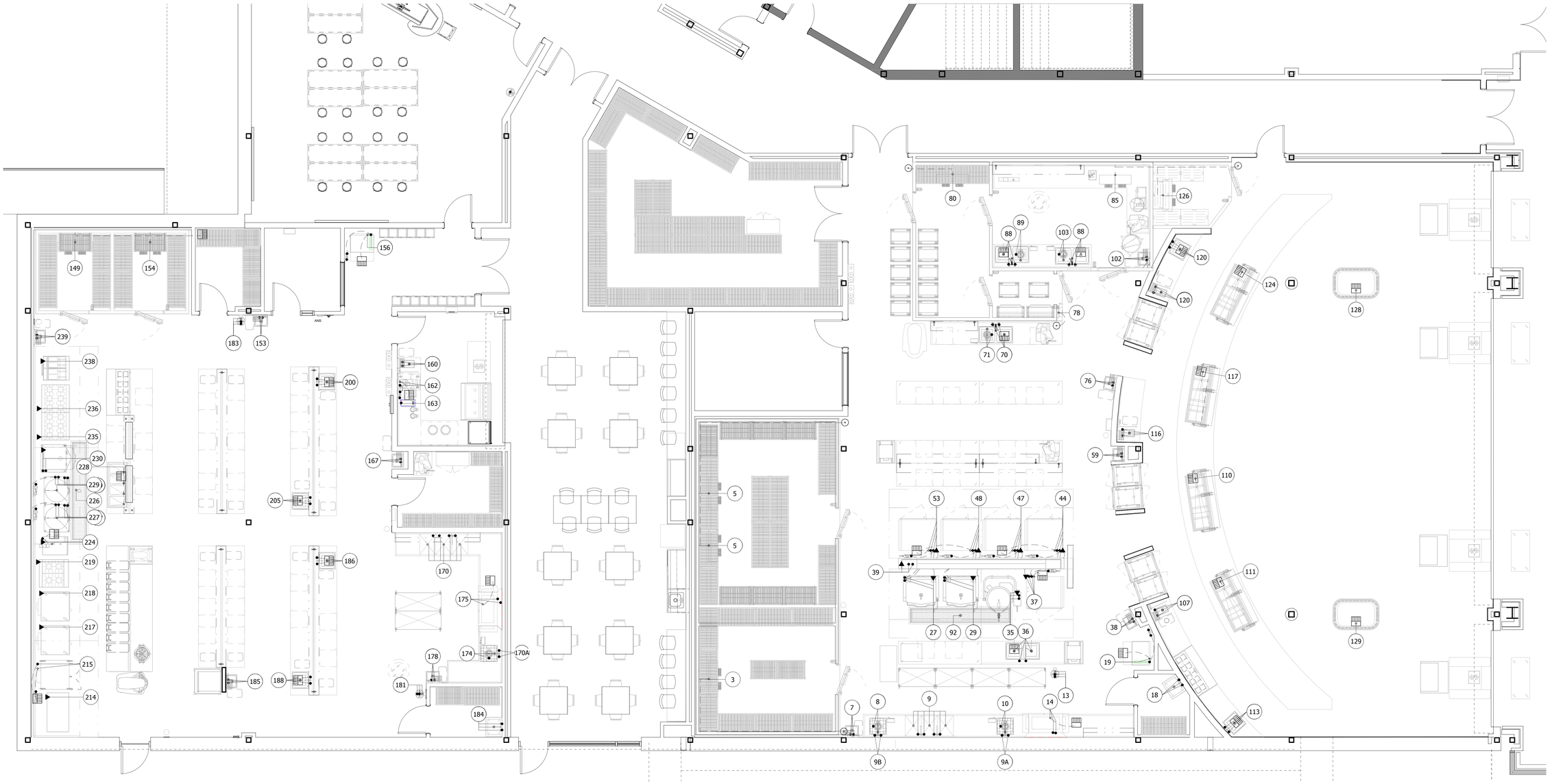

LAMOUREUX PAGANO ASSOCIATES. ARCHITECTS
108 GROVE STREET, SUITE 300
WORCESTER, MASSACHUSETTS 01605

MEMBER OF
THE AMERICAN INSTITUTE OF ARCHITECTS

CONSULTANT

OWNER

Worcester Public Schools

Project North

PROJECT

Final Bid Package

South High Community School

170 Apricot Street, Worcester, MA 01603

TITLE

Foodservice Plumbing Plan

Key Plan

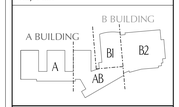

REVISIONS

No.	Description	Date

FILE:

DWN. BY: JJL	JOB NO: #1611
CKD. BY: EKA/PJM	SCALE: 1/4" = 1'-0"
DATE: January 31, 2019	

K2.3

FOODSERVICE EQUIPMENT SUBCONTRACTOR SHALL VERIFY & COORDINATE DATA LINE RUN FOR ONLINE ORDERING & CONNECTION IN THE FIELD WITH THE GENERAL CONTRACTOR/ CONSTRUCTION MANAGER. DATA LINE & CONDUIT PROVIDED & INSTALLED BY GENERAL CONTRACTOR/CONSTRUCTION MANAGER.

FOODSERVICE EQUIPMENT SUBCONTRACTOR SHALL VERIFY & COORDINATE DATA LINE RUN & CONNECTION IN THE FIELD WITH THE GENERAL CONTRACTOR/ CONSTRUCTION MANAGER. DATA LINE & CONDUIT PROVIDED & INSTALLED BY GENERAL CONTRACTOR/CONSTRUCTION MANAGER.

FOODSERVICE EQUIPMENT SUBCONTRACTOR SHALL VERIFY & COORDINATE DATA LINE RUN & CONNECTION IN THE FIELD WITH THE GENERAL CONTRACTOR/ CONSTRUCTION MANAGER. DATA LINE & CONDUIT PROVIDED & INSTALLED BY GENERAL CONTRACTOR/CONSTRUCTION MANAGER.

FOODSERVICE EQUIPMENT SUBCONTRACTOR SHALL VERIFY & COORDINATE DATA LINE RUN & CONNECTION IN THE FIELD WITH THE GENERAL CONTRACTOR/ CONSTRUCTION MANAGER. DATA LINE & CONDUIT PROVIDED & INSTALLED BY GENERAL CONTRACTOR/CONSTRUCTION MANAGER.

GG HH

4 6 79 84 86 155 150 127

41 41.4 42

2 Roof Condensing Unit Electrical Plan
1/4" = 1'-0"

LAMOUREUX PAGANO ASSOCIATES. ARCHITECTS
108 GROVE STREET, SUITE 300
WORCESTER, MASSACHUSETTS 01605

MEMBER OF
THE AMERICAN INSTITUTE OF ARCHITECTS

CONSULTANT

OWNER

Worcester Public Schools

Project North

PROJECT

Final Bid Package

South High Community School

170 Apricot Street, Worcester, MA 01603

TITLE

Foodservice Electrical Plan

Key Plan

A BUILDING B BUILDING A AB B1 B2

REVISIONS

No.	Description	Date

FILE:

DWN. BY: JJL	JOB NO: #1611
CKD. BY: EKA/PJM	SCALE: 1/4" = 1'-0"
DATE: January 31, 2019	

K2.4

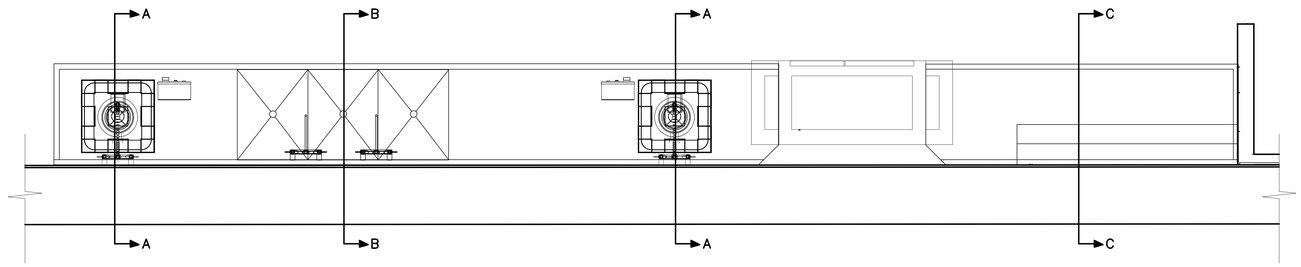

PLAN VIEW

SOILED DISHTABLE W/ SINKS & POT SINK, CLEAN DISHTABLE & WALL SHELF W/ POT HOOKS
ITEM NO'S: 9, 15 & 16

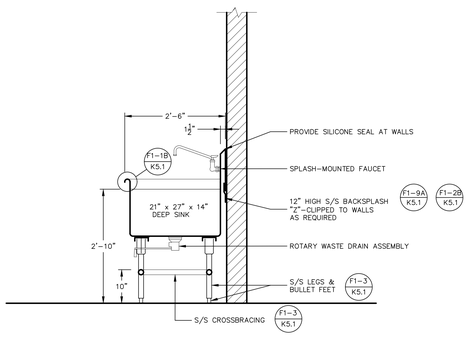

SECTION

SOILED DISHTABLE W/ SINKS & POT SINK, CLEAN DISHTABLE & WALL SHELF W/ POT HOOKS
ITEM NO'S: 9, 15 & 16

E

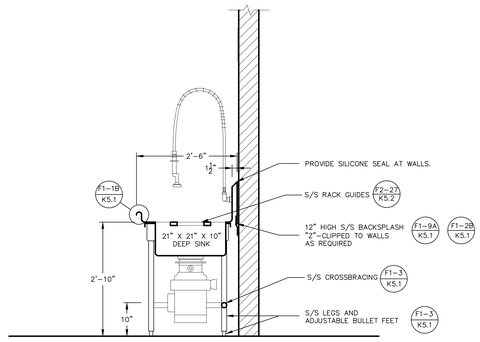

SECTION

SOILED DISHTABLE W/ SINKS & POT SINK, CLEAN DISHTABLE & WALL SHELF W/ POT HOOKS
ITEM NO'S: 9, 15 & 16

E

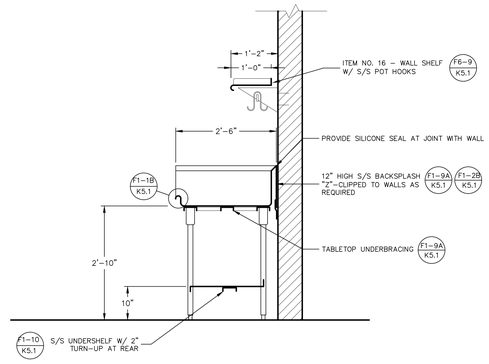

SECTION

SOILED DISHTABLE W/ SINKS & POT SINK, CLEAN DISHTABLE & WALL SHELF W/ POT HOOKS
ITEM NO'S: 9, 15 & 16

7

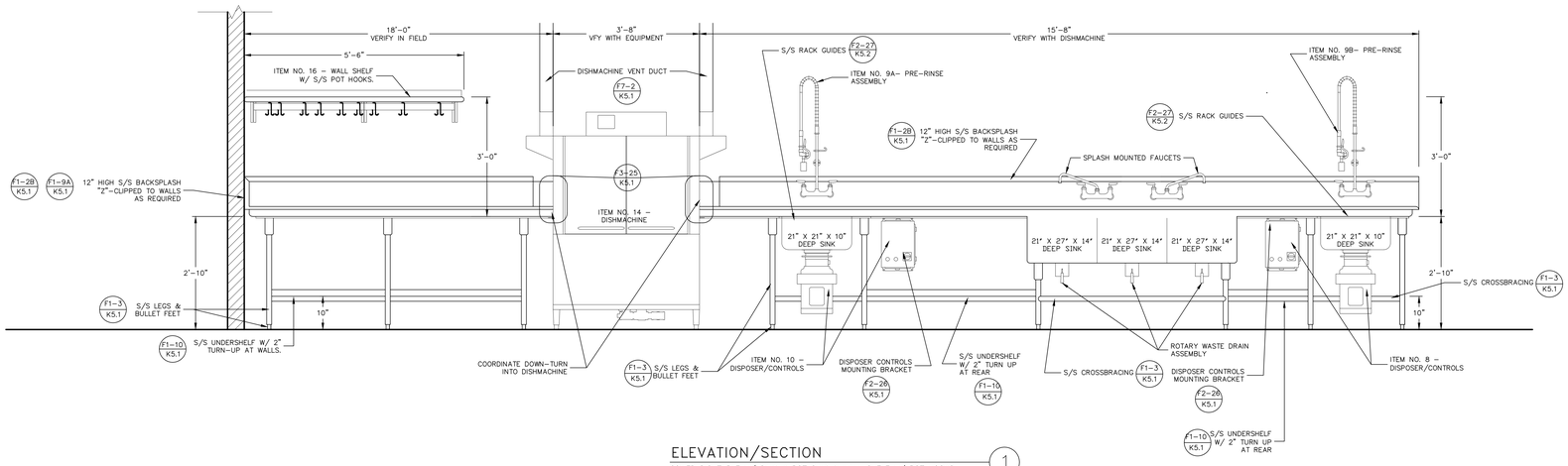

ELEVATION/SECTION

SOILED DISHTABLE W/ SINK & POT SINK & WALL SHELF W/ POT HOOKS.
ITEM NO.: 24 & 25

1

LAMOUREUX PAGANO ASSOCIATES. ARCHITECTS
108 GROVE STREET, SUITE 300
WORCESTER, MASSACHUSETTS 01605

MEMBER OF
THE AMERICAN INSTITUTE OF ARCHITECTS

CONSULTANT

OWNER

Worcester Public Schools

Project North

PROJECT

Final Bid Package

South High Community School

170 Apricot Street, Worcester, MA 01603

TITLE

Foodservice Fabrication Drawings

Key Plan

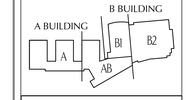

REVISIONS

No.	Description	Date

FILE:

DWN. BY: JJL | JOB NO: #1611

CKD. BY: EKA | SCALE:

DATE: January 31, 2019

K3.1

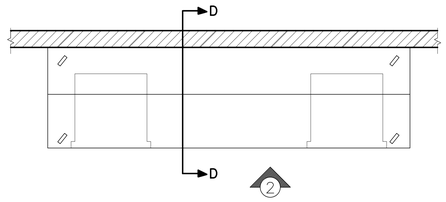

PLAN VIEW

WALL SHELF & MOBILE WORK TABLE
ITEM NO.: 28 & 30

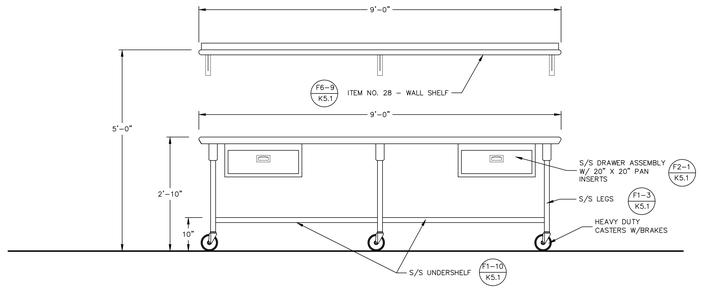

ELEVATION

WALL SHELF & MOBILE WORK TABLE
ITEM NO.: 28 & 30 — 2

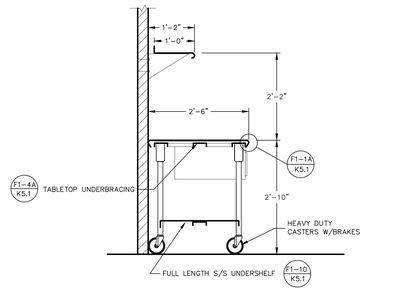

SECTION

WALL SHELF & MOBILE WORK TABLE
ITEM NO.: 28 & 30 — D

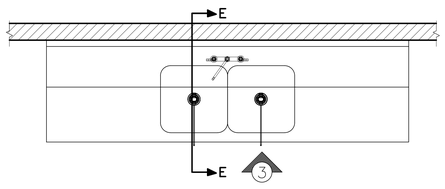

PLAN VIEW

WALL SHELF & PREP TABLE W/ SINKS
ITEM NO.: 33 & 36

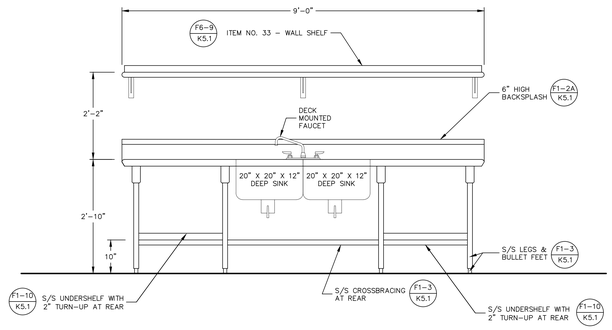

ELEVATION

WALL SHELF & PREP TABLE W/SINKS
ITEM NO.: 33 & 36 — 3

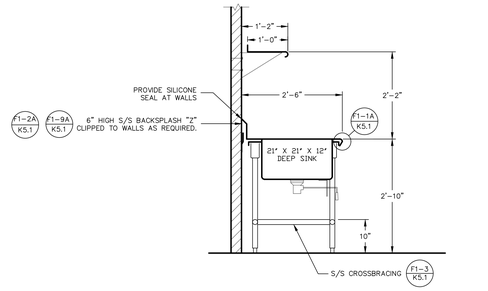

SECTION

WALL SHELF & MOBILE WORK TABLE
ITEM NO.: 28 & 30 — E

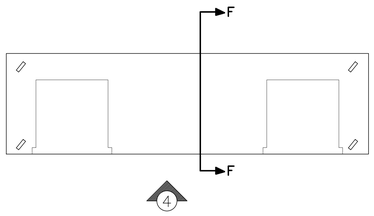

PLAN VIEW

MOBILE WORK TABLE
ITEM NO.: 64 & 65

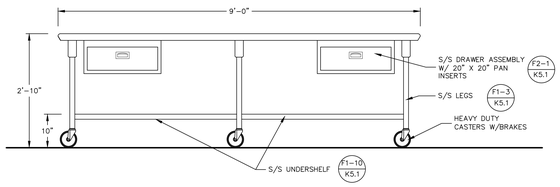

ELEVATION

MOBILE WORK TABLE
ITEM NO.: 64 & 65 — 4

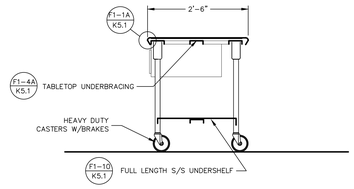

SECITON

MOBILE WORK TABLE
ITEM NO.: 64 & 65 — F

LAMOUREUX PAGANO ASSOCIATES. ARCHITECTS
108 GROVE STREET, SUITE 300
WORCESTER, MASSACHUSETTS 01605

MEMBER OF
THE AMERICAN INSTITUTE OF ARCHITECTS

CONSULTANT

OWNER

Worcester Public Schools

Project North

PROJECT

Final Bid Package

South High Community School

170 Apricot Street, Worcester, MA 01603

TITLE

Foodservice Fabrication Drawings

Key Plan

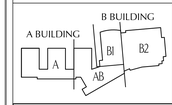

REVISIONS

No.	Description	Date

FILE:

DWN. BY: JJL	JOB NO: #1611
CKD. BY: EKA	SCALE:
DATE: January 31, 2019	

K3.2

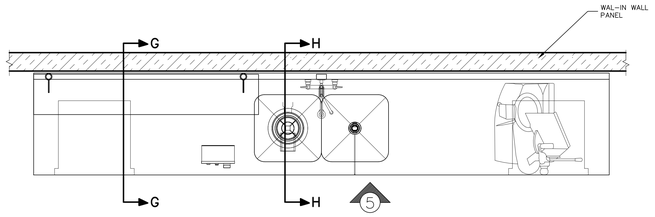

PLAN VIEW

PREP TABLE W/ SINKS & OVERSHELF
ITEM NO.: 70 & 74

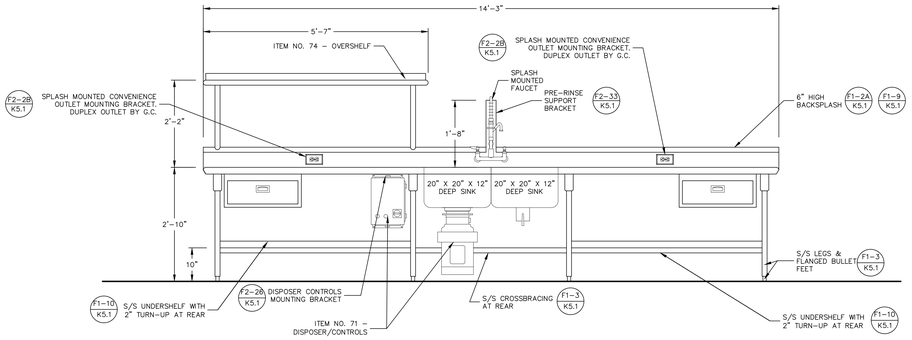

ELEVATION

PREP TABLE W/ SINKS & OVERSHELF
ITEM NO.: 70 & 74

5

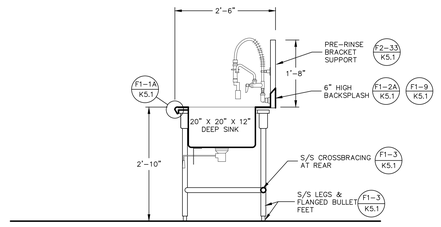

SECTION

PREP TABLE W/ SINKS & OVERSHELF
ITEM NO.: 70 & 74

5

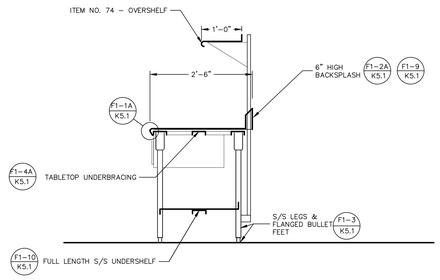

SECTION

PREP TABLE W/ SINKS & OVERSHELF
ITEM NO.: 70 & 74

5

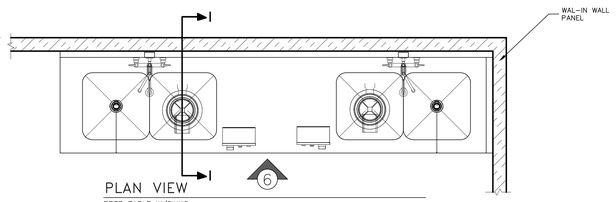

PLAN VIEW

PREP TABLE W/SINKS
ITEM NO.: 88

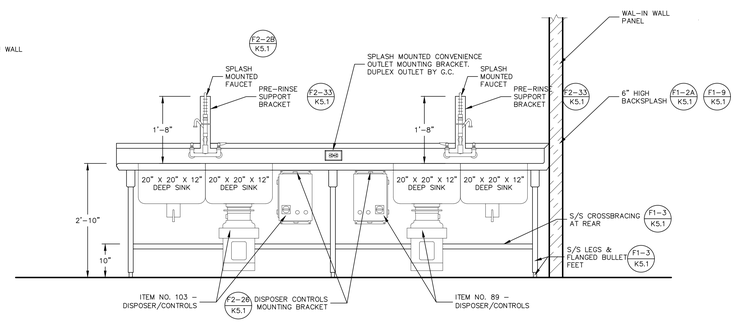

ELEVATION

PREP TABLE W/SINKS
ITEM NO.: 88

6

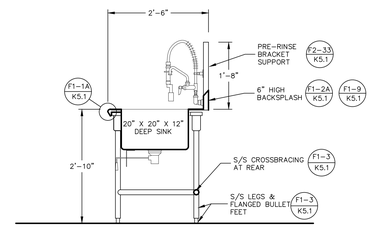

SECTION

PREP TABLE W/SINKS
ITEM NO.: 88

I

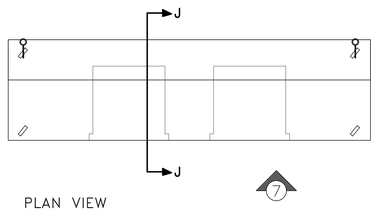

PLAN VIEW

OVERSHELF & MOBILE WORK TABLE
ITEM NO.: 45, 46, 49, 50, 54, 55, 56 & 57

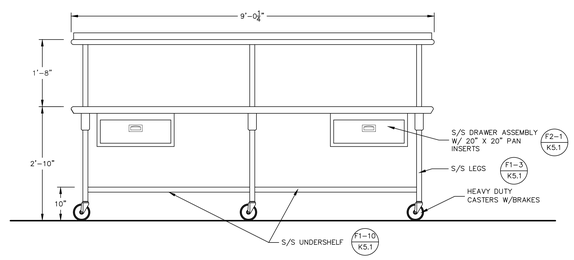

ELEVATION

OVERSHELF & MOBILE WORK TABLE
ITEM NO.: 45, 46, 49, 50, 54, 55, 56 & 57

7

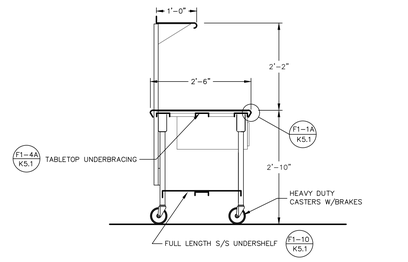

SECTION

OVERSHELF & MOBILE WORK TABLE
ITEM NO.: 45, 46, 49, 50, 54, 55, 56 & 57

J

LAMOUREUX PAGANO ASSOCIATES. ARCHITECTS
108 GROVE STREET, SUITE 300
WORCESTER, MASSACHUSETTS 01605

MEMBER OF
THE AMERICAN INSTITUTE OF ARCHITECTS

CONSULTANT

OWNER

Worcester Public Schools

Project North

PROJECT

Final Bid Package

South High Community School

170 Apricot Street, Worcester, MA 01603

TITLE

Foodservice Fabrication Drawings

Key Plan

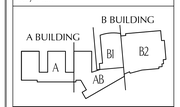

REVISIONS

No.	Description	Date

FILE:

DWN. BY: JJL | JOB NO: #1611

CKD. BY: EKA | SCALE:

DATE: January 31, 2019

K3.3

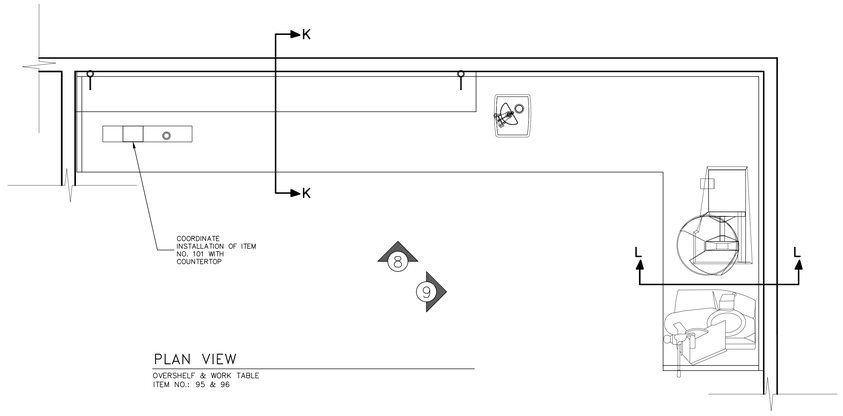

PLAN VIEW

OVERSHELF & WORK TABLE
ITEM NO.: 95 & 96

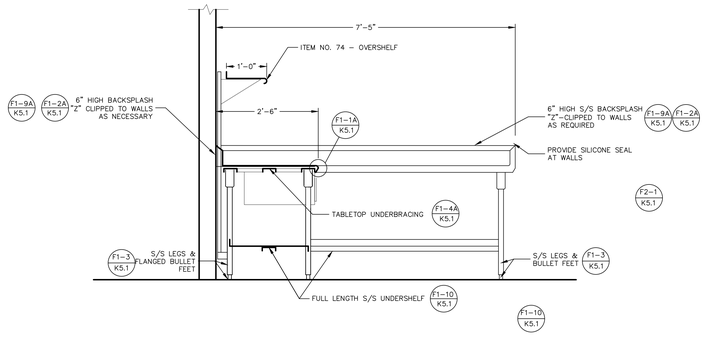

ELEVATION/SECTION

OVERSHELF & WORK TABLE
ITEM NO.: 95 & 96

K — 9

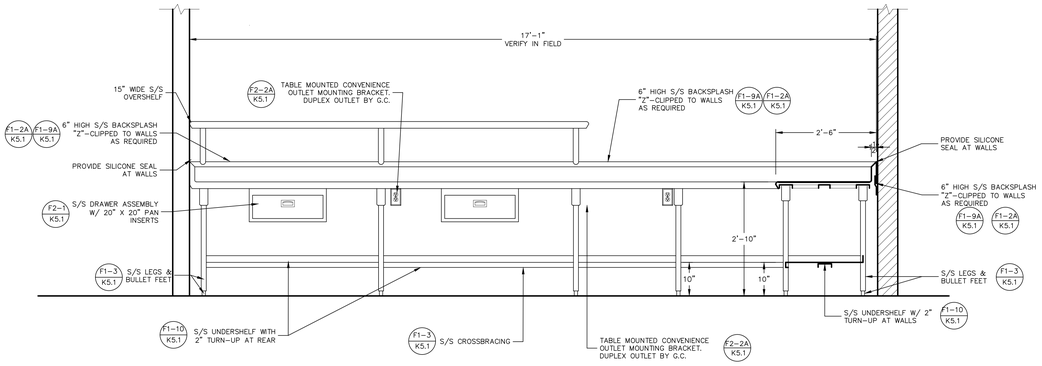

ELEVATION/SECTION

OVERSHELF & WORK TABLE
ITEM NO.: 95 & 96

8 — L

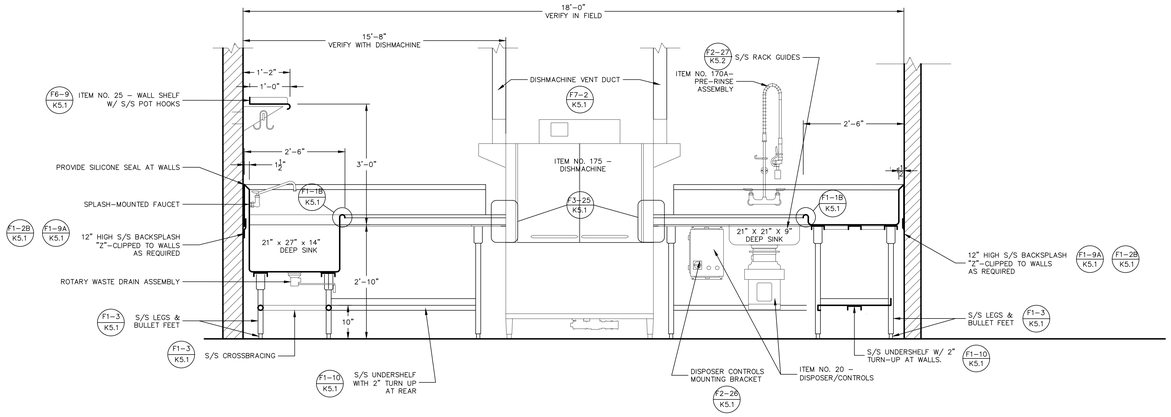

ELEVATION/SECTION

WALL SHELF W/ POT HOOKS, CLEAN DISHTABLE & POT SINK, SOILED DISHTABLE W/ SINK
ITEM NO.: 169, 170 & 177

11 — M — P

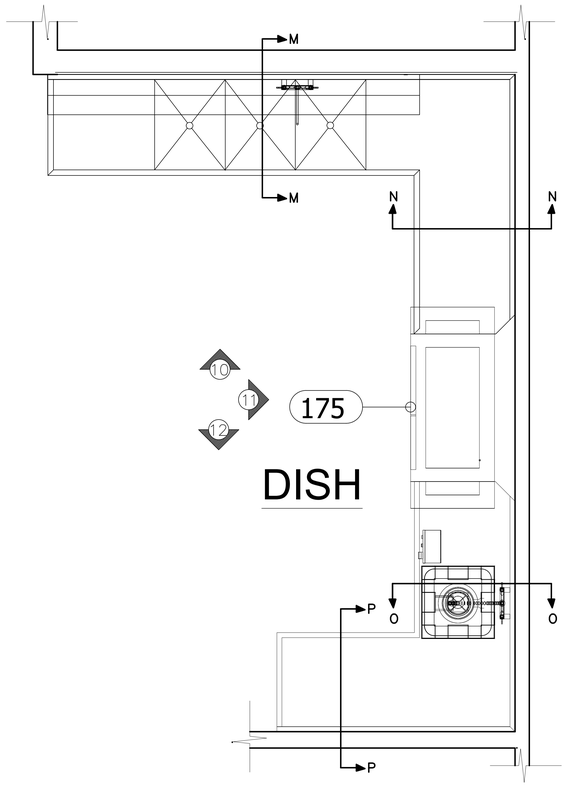

PLAN VIEW

WALL SHELF W/ POT HOOKS, CLEAN DISHTABLE & POT SINK, SOILED DISHTABLE W/ SINK
ITEM NO.: 169, 170 & 177

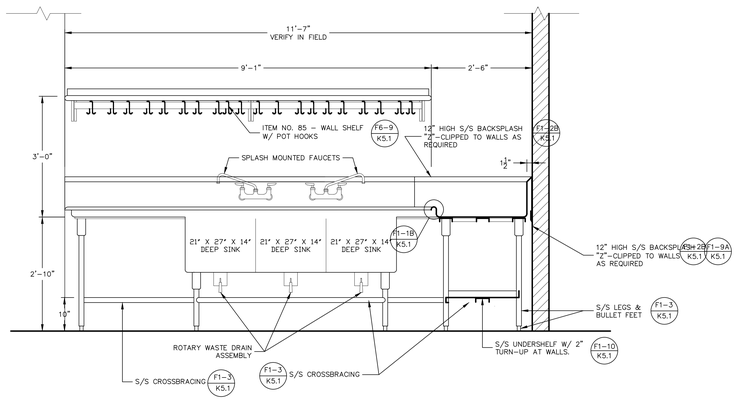

ELEVATION/SECTION

WALL SHELF W/ POT HOOKS, CLEAN DISHTABLE & POT SINK, SOILED DISHTABLE W/ SINK
ITEM NO.: 169, 170 & 177

10 — N

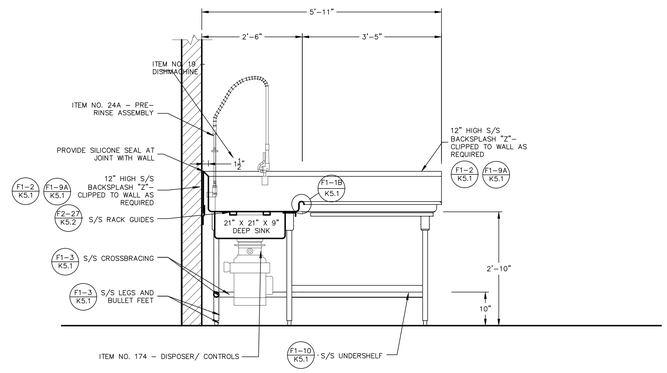

ELEVATION/SECTION

WALL SHELF W/ POT HOOKS, CLEAN DISHTABLE & POT SINK, SOILED DISHTABLE W/ SINK
ITEM NO.: 169, 170 & 177

12 — O

LAMOUREUX PAGANO ASSOCIATES. ARCHITECTS
108 GROVE STREET, SUITE 300
WORCESTER, MASSACHUSETTS 01605

MEMBER OF
THE AMERICAN INSTITUTE OF ARCHITECTS

CONSULTANT

OWNER

Worcester Public Schools

Project North

PROJECT

Final Bid Package

South High Community School

170 Apricot Street, Worcester, MA 01603

TITLE

Foodservice Fabrication Drawings

Key Plan

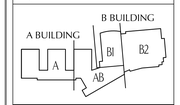

REVISIONS

No.	Description	Date

FILE:

DWN. BY: JJL | JOB NO: #1611

CKD. BY: EKA | SCALE:

DATE: January 31, 2019

K3.4

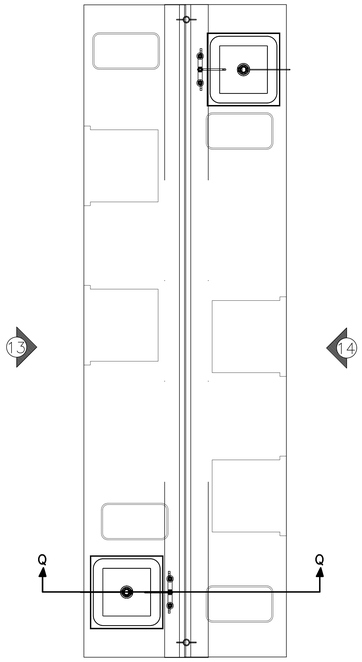

PLAN VIEW

WORK TABLE W/ SINK, OVERSHELF, WORK TABLE W/ SINK
ITEM NO.: 186, 187, 188

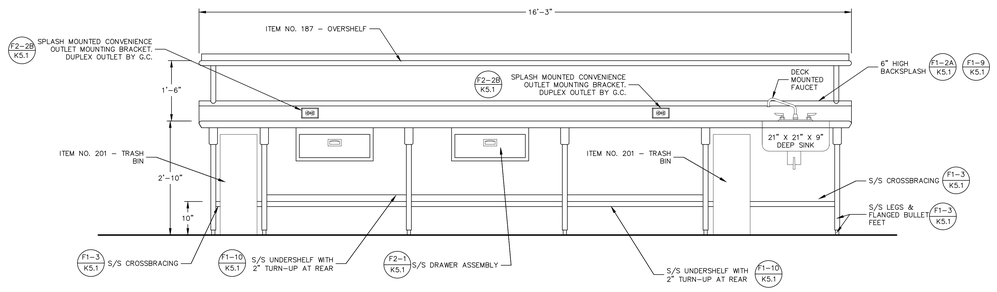

ELEVATION 13

WORK TABLE W/ SINK, OVERSHELF, WORK TABLE W/ SINK
ITEM NO.: 186, 187, 188

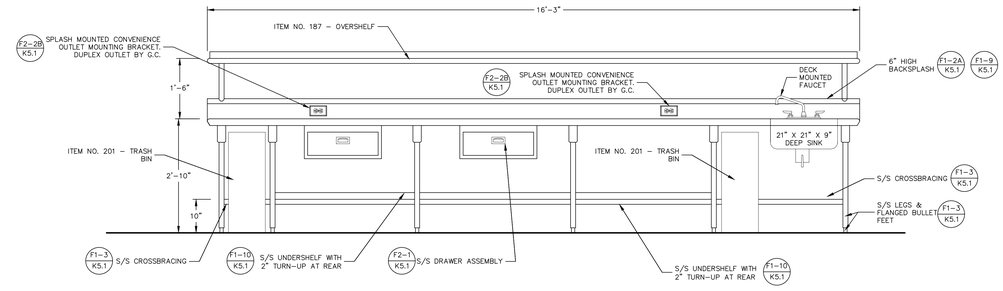

ELEVATION 14

WORK TABLE W/ SINK, OVERSHELF, WORK TABLE W/ SINK
ITEM NO.: 186, 187, 188

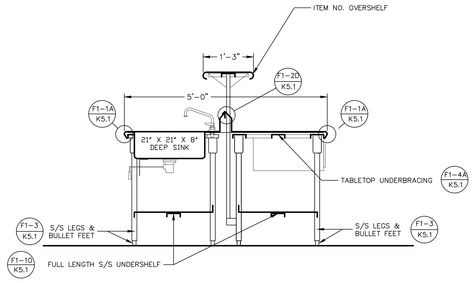

SECTION Q

WORK TABLE W/ SINK, OVERSHELF, WORK TABLE W/ SINK
ITEM NO.: 186, 187, 188

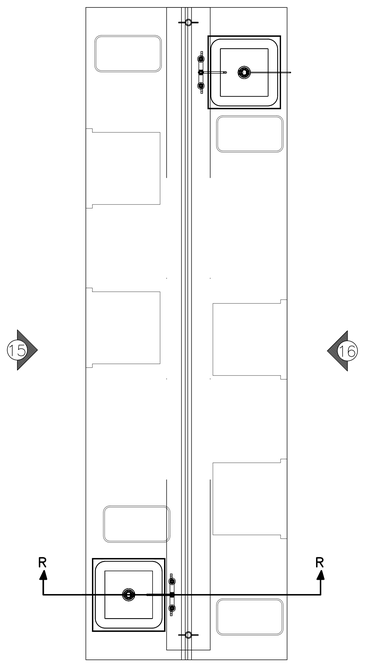

PLAN VIEW

WORK TABLE W/ SINK, OVERSHELF, WORK TABLE W/ SINK
ITEM NO.: 200, 204, 205

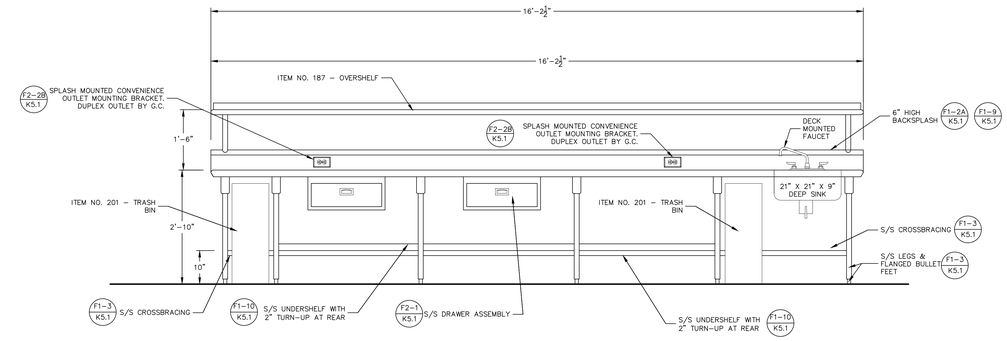

PLAN VIEW 15

WORK TABLE W/ SINK, OVERSHELF, WORK TABLE W/ SINK
ITEM NO.: 200, 204, 205

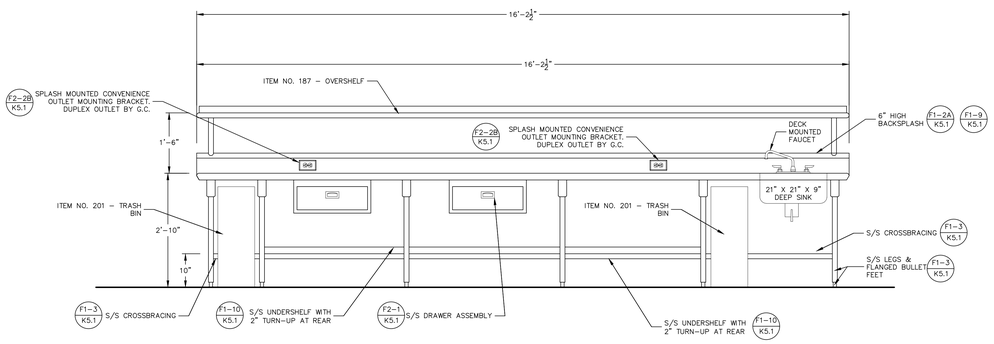

PLAN VIEW 16

WORK TABLE W/ SINK, OVERSHELF, WORK TABLE W/ SINK
ITEM NO.: 200, 204, 205

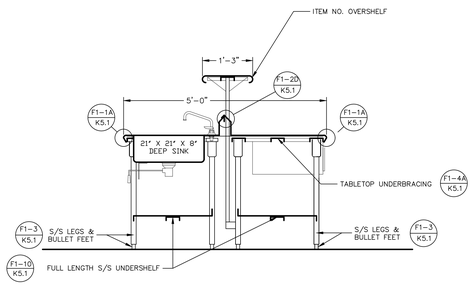

PLAN VIEW R

WORK TABLE W/ SINK, OVERSHELF, WORK TABLE W/ SINK
ITEM NO.: 200, 204, 205

LAMOUREUX PAGANO ASSOCIATES. ARCHITECTS
108 GROVE STREET, SUITE 300
WORCESTER, MASSACHUSETTS 01605

MEMBER OF
THE AMERICAN INSTITUTE OF ARCHITECTS

CONSULTANT

OWNER

Worcester Public Schools

Project North

PROJECT

Final Bid Package

South High Community School

170 Apricot Street, Worcester, MA 01603

TITLE

Foodservice Fabrication Drawings

Key Plan



REVISIONS

No.	Description	Date

FILE:

DWN. BY: JJL | JOB NO: #1611

CKD. BY: EKA | SCALE:

DATE: January 31, 2019

K3.5

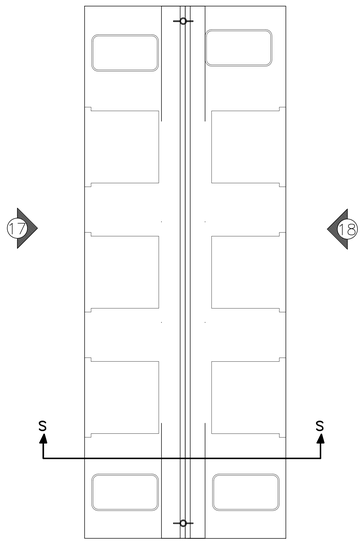

PLAN VIEW

WORK TABLE, OVERSHELF & WORK TABLE
ITEM NO.: 189, 190, 196

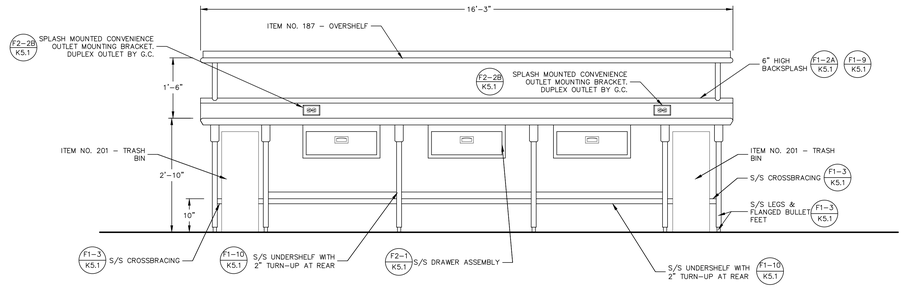

ELEVATION 17

WORK TABLE, OVERSHELF & WORK TABLE
ITEM NO.: 189, 190, 196

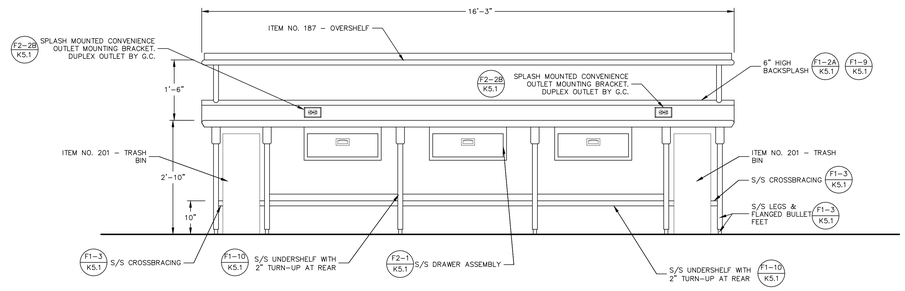

ELEVATION 18

WORK TABLE, OVERSHELF & WORK TABLE
ITEM NO.: 189, 190, 196

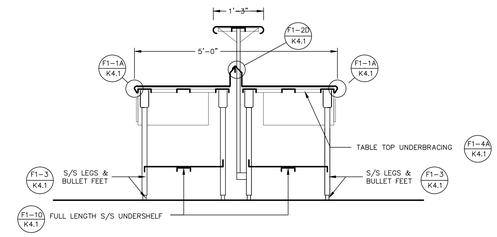

ELEVATION S

WORK TABLE, OVERSHELF & WORK TABLE
ITEM NO.: 189, 190, 196

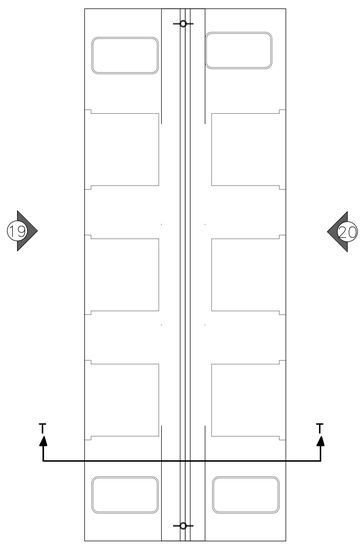

PLAN VIEW

WORK TABLE, OVERSHELF & WORK TABLE
ITEM NO.: 206, 207 & 208

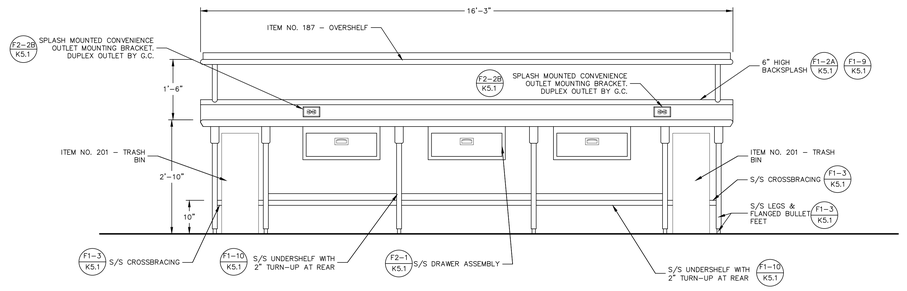

ELEVATION 19

WORK TABLE, OVERSHELF & WORK TABLE
ITEM NO.: 206, 207 & 208

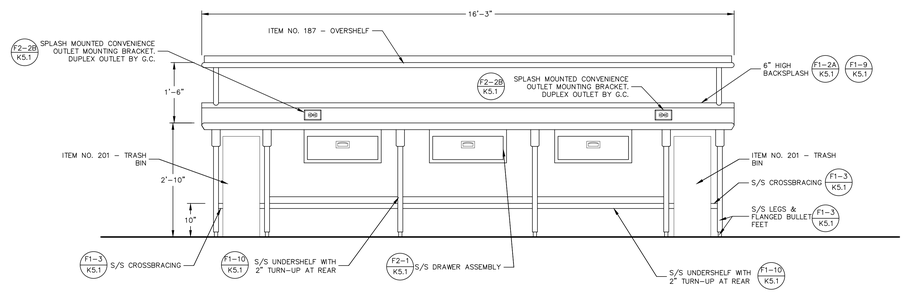

ELEVATION 20

WORK TABLE, OVERSHELF & WORK TABLE
ITEM NO.: 206, 207 & 208

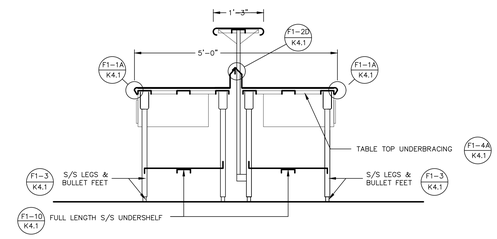

SECTION T

WORK TABLE, OVERSHELF & WORK TABLE
ITEM NO.: 206, 207 & 208

LAMOUREUX PAGANO ASSOCIATES. ARCHITECTS
108 GROVE STREET, SUITE 300
WORCESTER, MASSACHUSETTS 01605

MEMBER OF
THE AMERICAN INSTITUTE OF ARCHITECTS

CONSULTANT

OWNER

Worcester Public Schools

Project North

PROJECT

Final Bid Package

South High Community School

170 Apricot Street, Worcester, MA 01603

TITLE

Foodservice Fabrication Drawings

Key Plan

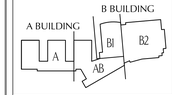

REVISIONS

No.	Description	Date

FILE:

DWN. BY: JJL | JOB NO: #1611

CKD. BY: EKA | SCALE:

DATE: January 31, 2019

K3.6

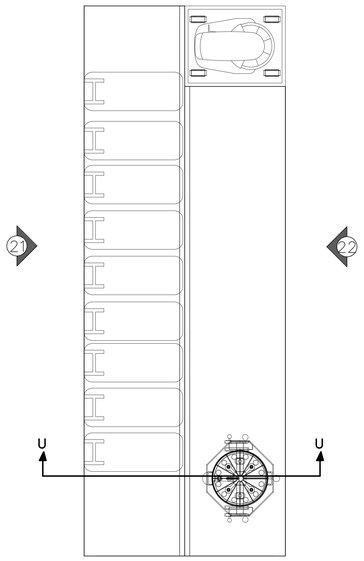

PLAN VIEW
WORK TABLE & WORK TABLE
ITEM NO.: 197 & 225

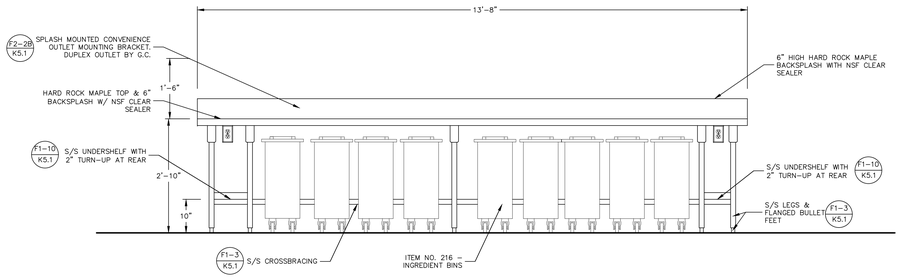

PLAN VIEW
WORK TABLE & WORK TABLE
ITEM NO.: 197 & 225 — 21

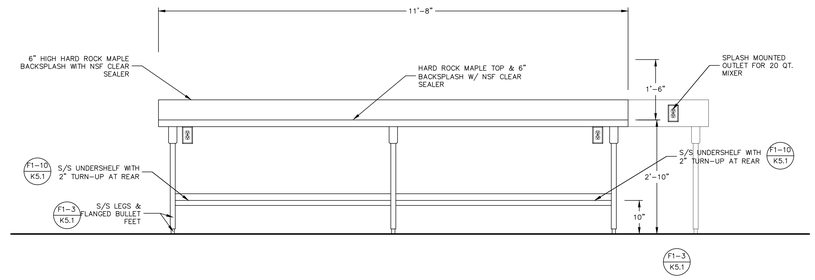

PLAN VIEW
WORK TABLE & WORK TABLE
ITEM NO.: 197 & 225 — 22

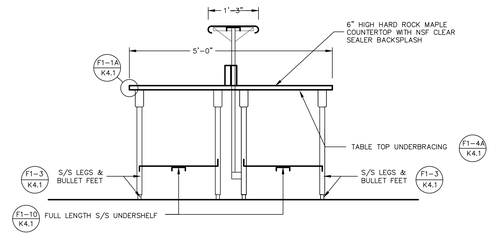

PLAN VIEW
WORK TABLE & WORK TABLE
ITEM NO.: 197 & 225 — S

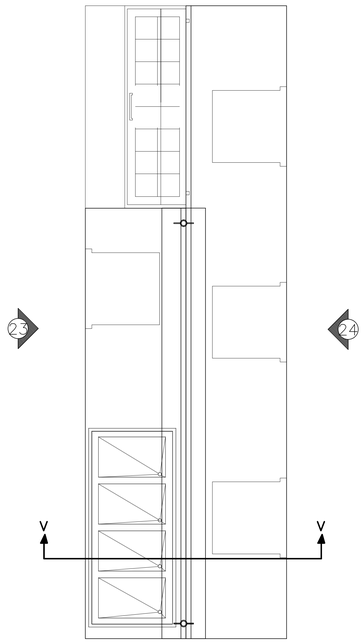

PLAN VIEW
WORK TABLE, OVERSHELF & WORK TABLE
ITEM NO.: 209, 210 & 234

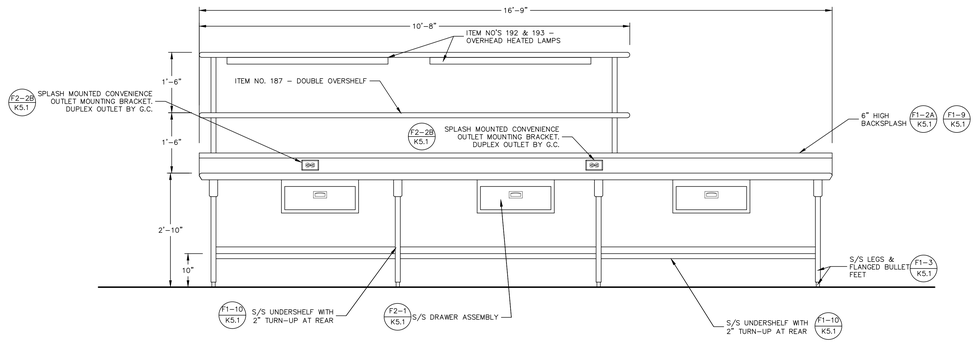

ELEVATION
WORK TABLE, OVERSHELF & WORK TABLE
ITEM NO.: 189, 190, 196 — 18

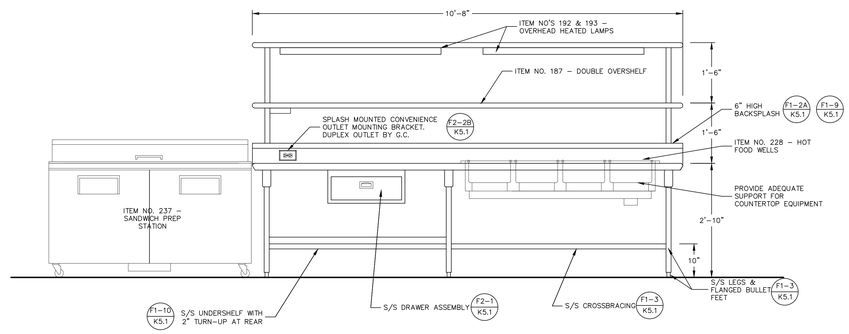

ELEVATION
WORK TABLE, OVERSHELF & WORK TABLE
ITEM NO.: 189, 190, 196 — 18

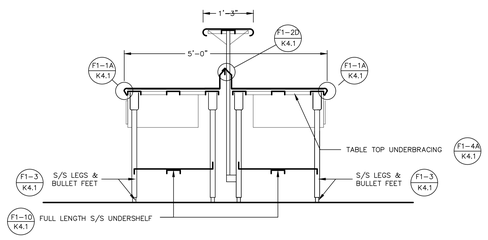

SECTION
WORK TABLE, OVERSHELF & WORK TABLE
ITEM NO.: 206, 207 & 208 — T

LAMOUREUX PAGANO ASSOCIATES. ARCHITECTS
108 GROVE STREET, SUITE 300
WORCESTER, MASSACHUSETTS 01605

MEMBER OF
THE AMERICAN INSTITUTE OF ARCHITECTS

CONSULTANT

OWNER

Worcester Public Schools

Project North

PROJECT

Final Bid Package

South High Community School

170 Apricot Street, Worcester, MA 01603

TITLE

Foodservice Fabrication Drawings

Key Plan

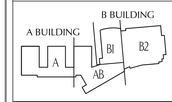

REVISIONS

No.	Description	Date

FILE:

DWN. BY: JJL | JOB NO: #1611

CKD. BY: EKA | SCALE:

DATE: January 31, 2019

K3.7

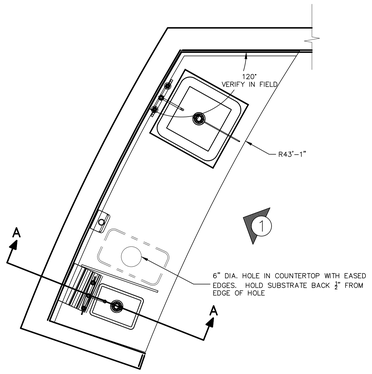

PLAN VIEW

SERVING BACK WORK COUNTER W/ SINK & HAND SINK
ITEM NO.: 120

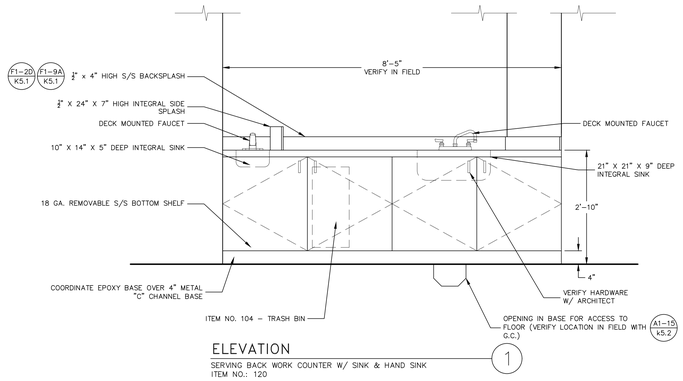

ELEVATION

SERVING BACK WORK COUNTER W/ SINK & HAND SINK
ITEM NO.: 120 — 1

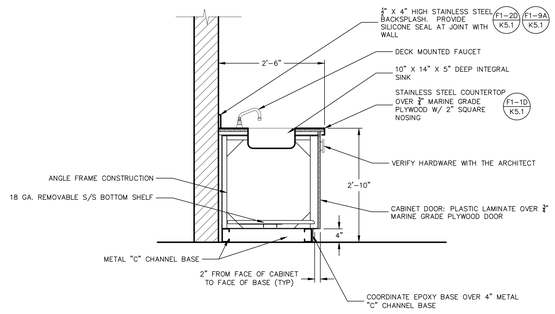

SECTION

SERVING BACK WORK COUNTER W/ SINK & HAND SINK
ITEM NO.: 120 — A

PLAN VIEW

SERVING BACK WORK COUNTER W/ HAND SINK
ITEM NO.: 116

ELEVATION

SERVING BACK WORK COUNTER W/ HAND SINK
ITEM NO.: 116 — H

SECTION

SERVING BACK WORK COUNTER W/ HAND SINK
ITEM NO.: 116 — H

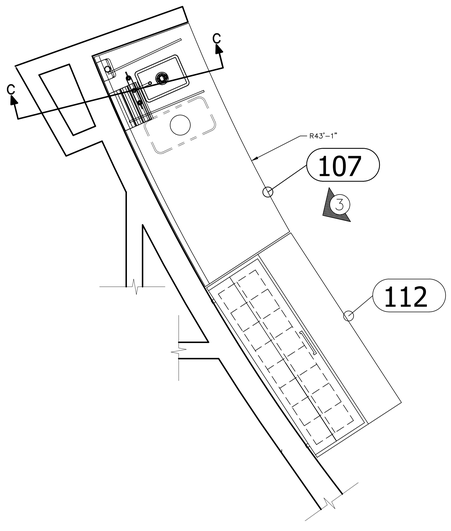

PLAN VIEW

SERVING BACK WORK COUNTER W/ HAND SINK
ITEM NO.: 107

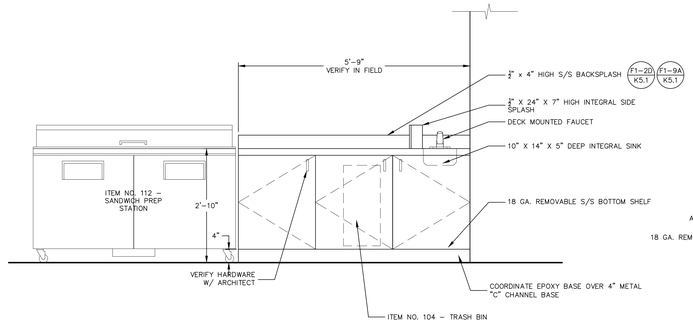

ELEVATION

SERVING BACK WORK COUNTER W/ HAND SINK
ITEM NO.: 107 — 3

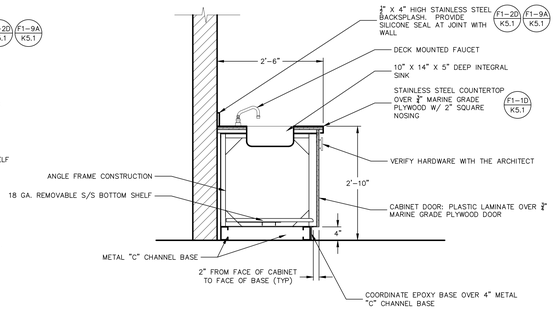

SECTION

SERVING BACK WORK COUNTER W/ HAND SINK
ITEM NO.: 107 — C

LAMOUREUX PAGANO ASSOCIATES, ARCHITECTS
108 GROVE STREET, SUITE 300
WORCESTER, MASSACHUSETTS 01605

MEMBER OF
THE AMERICAN INSTITUTE OF ARCHITECTS

CONSULTANT

OWNER

Worcester Public Schools

Project North

PROJECT

Final Bid Package

South High Community School

170 Apricot Street, Worcester, MA 01603

TITLE

Foodservice Millwork Drawings

Key Plan

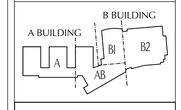

REVISIONS

No.	Description	Date

FILE:

DWN. BY: JJL | JOB NO: #1611

CKD. BY: EKA | SCALE: ½" = 1'-0"

DATE: January 31, 2019

K4.1

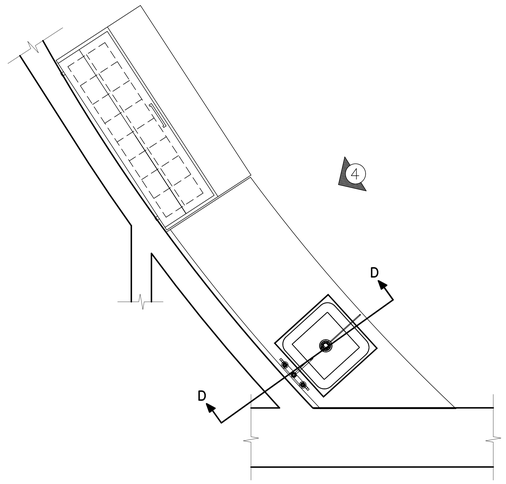

PLAN VIEW
SERVING BACK WORK COUNTER W/ SINK
ITEM NO.: 113

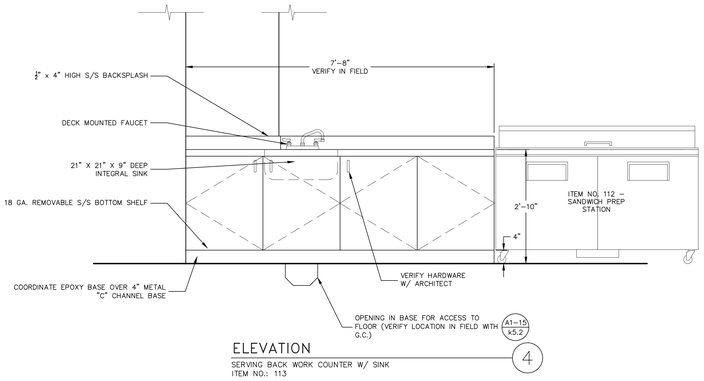

ELEVATION
SERVING BACK WORK COUNTER W/ SINK
ITEM NO.: 113
4

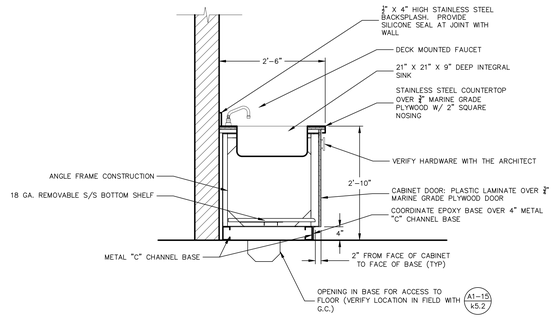

SECTION
SERVING BACK WORK COUNTER W/ SINK
ITEM NO.: 113
D

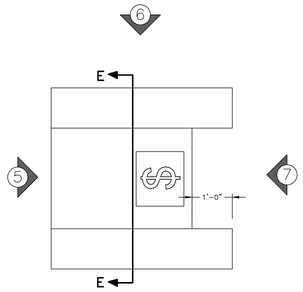

PLAN
CASHIER STATION
ITEM NO.: 135, 138, 144 & 147

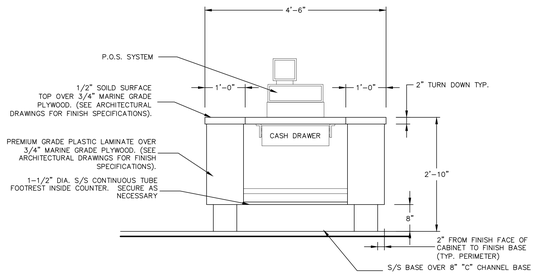

ELEVATION
MOBILE CASHIER STATION
ITEM NO. : 140
7

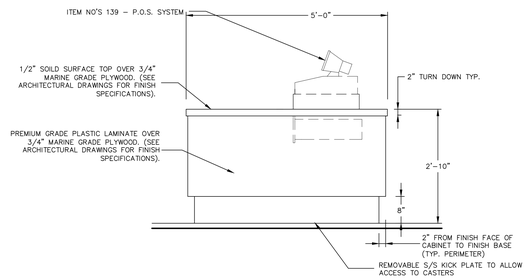

ELEVATION
MOBILE CASHIER STATION
ITEM NO. : 140
6

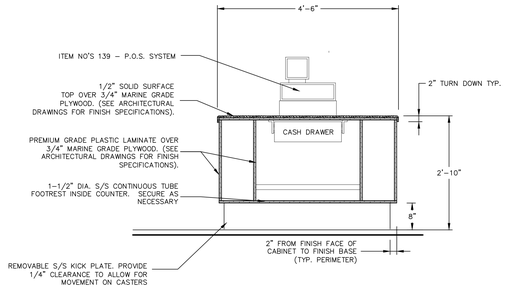

SECTION
CASHIER STATION
ITEM NO. : 140
E

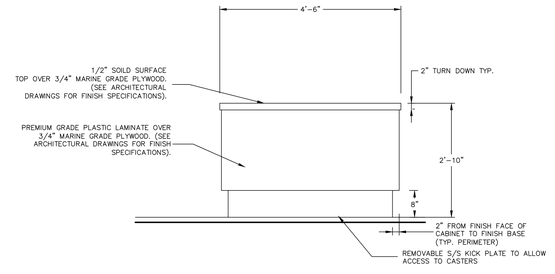

ELEVATION
MOBILE CASHIER STATION
ITEM NO. : 140
5

LAMOUREUX PAGANO ASSOCIATES. ARCHITECTS
108 GROVE STREET, SUITE 300
WORCESTER, MASSACHUSETTS 01605

MEMBER OF
THE AMERICAN INSTITUTE OF ARCHITECTS

CONSULTANT

OWNER

Worcester Public Schools

Project North

PROJECT

Final Bid Package

South High Community School

170 Apricot Street, Worcester, MA 01603

TITLE

Foodservice Millwork Drawings

Key Plan

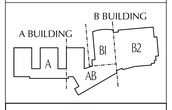

REVISIONS

No.	Description	Date

FILE:

DWN. BY: JJL | JOB NO: #1611

CKD. BY: EKA | SCALE: 3/4" = 1'-0"

DATE: January 31, 2019

K4.2

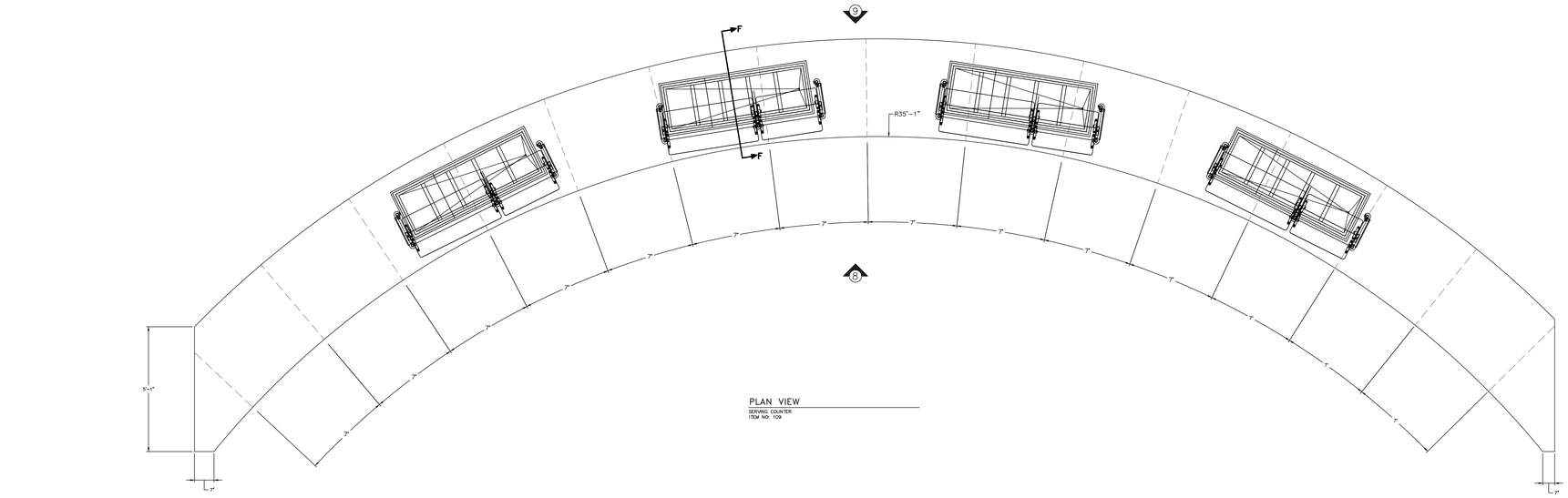

PLAN VIEW
SERVING COUNTER
ITEM NO: 109

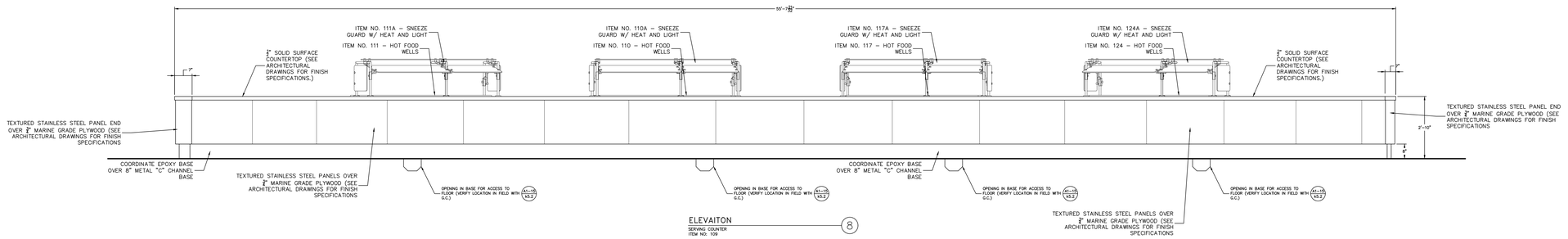

ELEVAITON
SERVING COUNTER
ITEM NO: 109 — 8

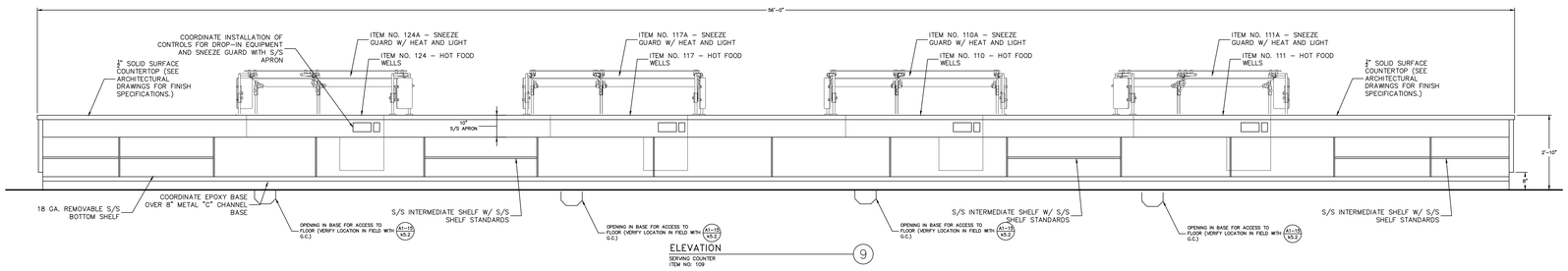

ELEVATION
SERVING COUNTER
ITEM NO: 109 — 9

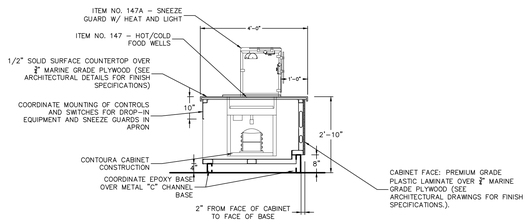

SECTION
SERVING COUNTER
ITEM NO: 109 — F

LAMOUREUX PAGANO ASSOCIATES. ARCHITECTS
108 GROVE STREET, SUITE 300
WORCESTER, MASSACHUSETTS 01605

MEMBER OF
THE AMERICAN INSTITUTE OF ARCHITECTS

CONSULTANT

OWNER

Worcester Public Schools

Project North

PROJECT

Final Bid Package

South High Community School

170 Apricot Street, Worcester, MA 01603

TITLE

Foodservice Millwork Drawings

Key Plan

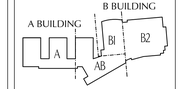

REVISIONS

No.	Description	Date

FILE:

DWN. BY: JJL	JOB NO: #1611
CKD. BY: EKA	SCALE: ¼" = 1'-0"

DATE: January 31, 2019

K4.3

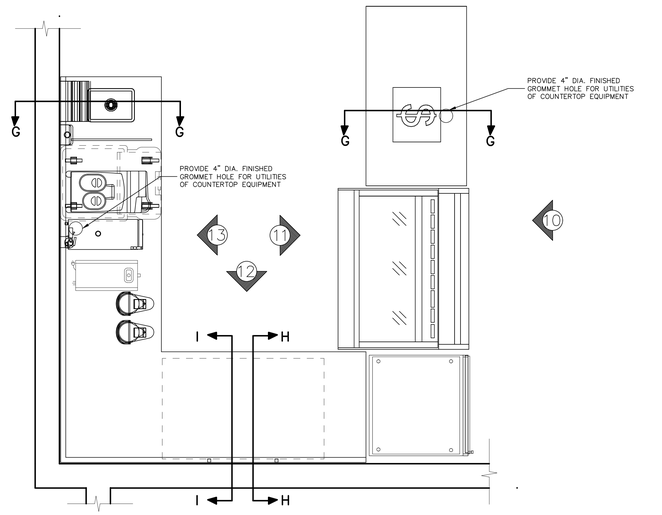

PLAN VIEW

CAFE BACK WORK COUNTER W/ HAND SINK & CAFE SERVING COUNTER.
ITEM NO: 160 & 182

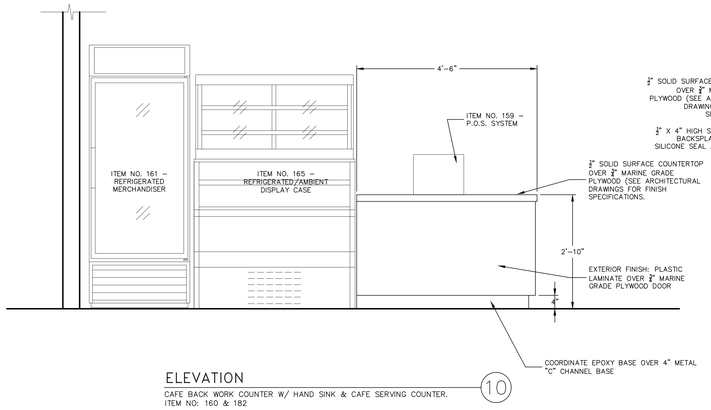

ELEVATION

CAFE BACK WORK COUNTER W/ HAND SINK & CAFE SERVING COUNTER.
ITEM NO: 160 & 182

10

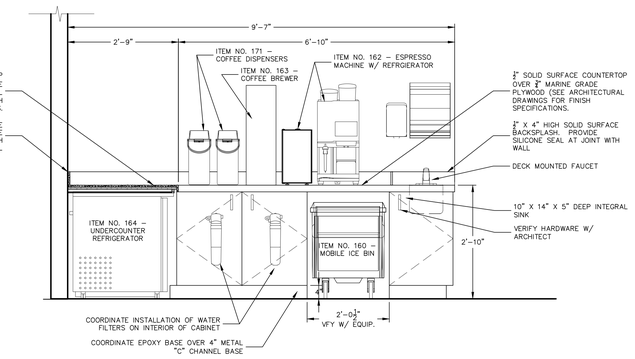

ELEVATION/SECTION

CAFE BACK WORK COUNTER W/ HAND SINK & CAFE SERVING COUNTER.
ITEM NO: 160 & 182

13 — 1

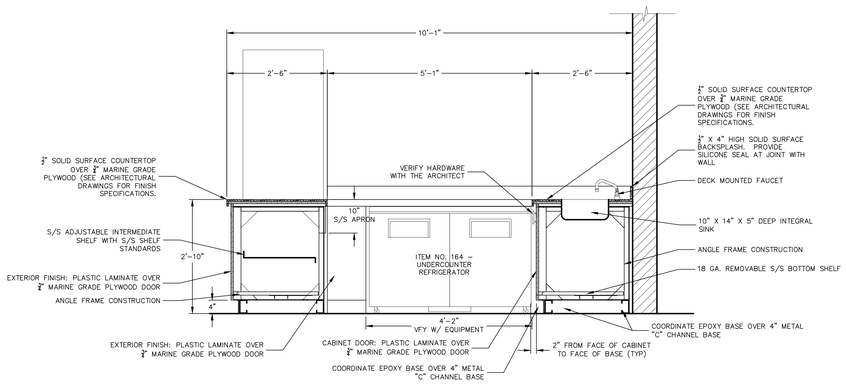

EELVATION/SECTION

CAFE BACK WORK COUNTER W/ HAND SINK & CAFE SERVING COUNTER.
ITEM NO: 160 & 182

12 — G

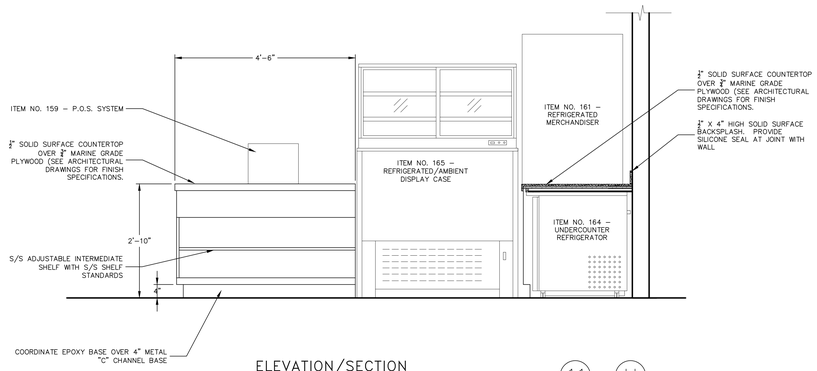

ELEVATION/SECTION

CAFE BACK WORK COUNTER W/ HAND SINK & CAFE SERVING COUNTER.
ITEM NO: 160 & 182

11 — H

LAMOUREUX PAGANO ASSOCIATES. ARCHITECTS
108 GROVE STREET, SUITE 300
WORCESTER, MASSACHUSETTS 01605

MEMBER OF
THE AMERICAN INSTITUTE OF ARCHITECTS

CONSULTANT

OWNER

Worcester Public Schools

Project North

PROJECT

Final Bid Package

South High Community School

170 Apricot Street, Worcester, MA 01603

TITLE

Foodservice Millwork Drawings

Key Plan

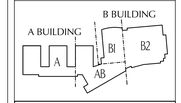

REVISIONS

No.	Description	Date

FILE:

DWN. BY: JJL | JOB NO: #1611

CKD. BY: EKA | SCALE: ¼" = 1'-0"

DATE: January 31, 2019

K4.4

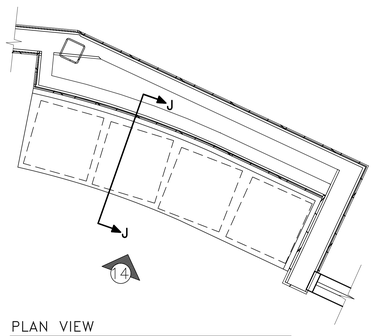

PLAN VIEW

TRASH COUNTER
ITEM NO: 248

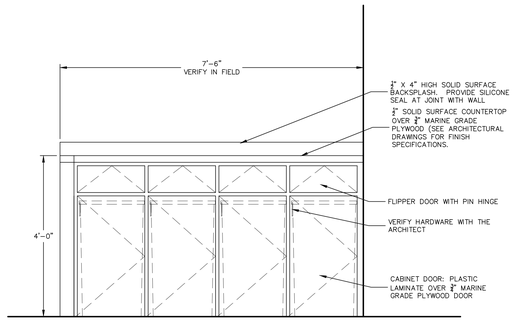

ELEVATION

TRASH COUNTER
ITEM NO: 248

14

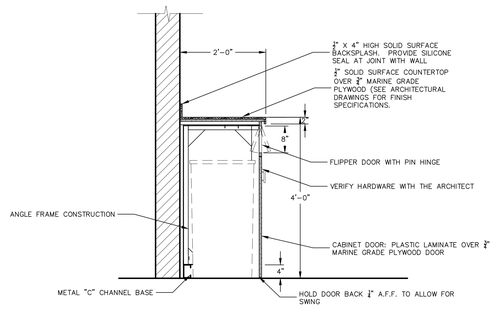

SECTION

TRASH COUNTER
ITEM NO: 248

J

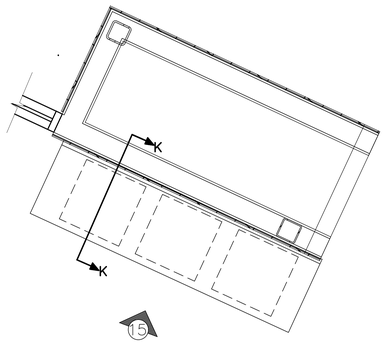

PLAN VIEW

TRASH COUNTER
ITEM NO: 249

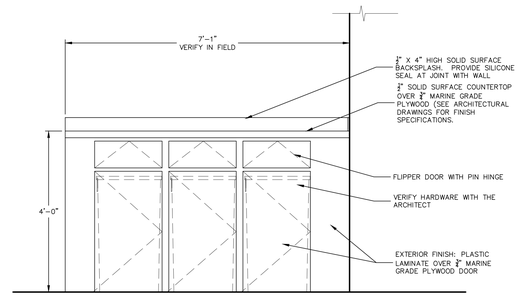

ELEVATION

TRASH COUNTER
ITEM NO: 249

15

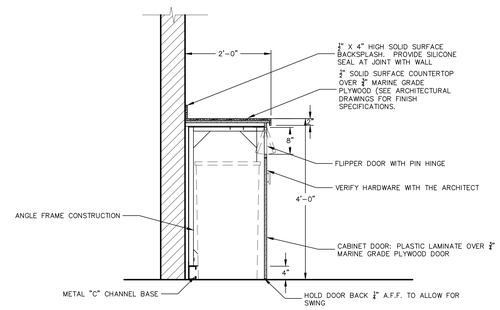

SECTION

TRASH COUNTER
ITEM NO: 249

K

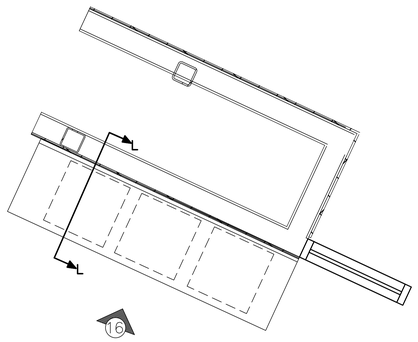

PLAN VIEW

TRASH COUNTER
ITEM NO: 250

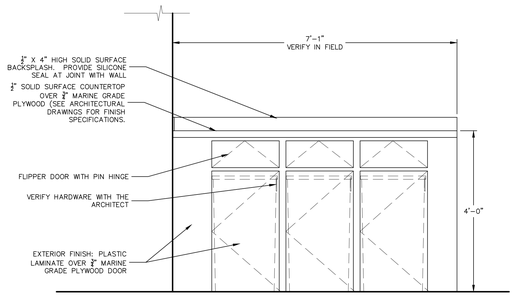

ELEVATION

TRASH COUNTER
ITEM NO: 250

16

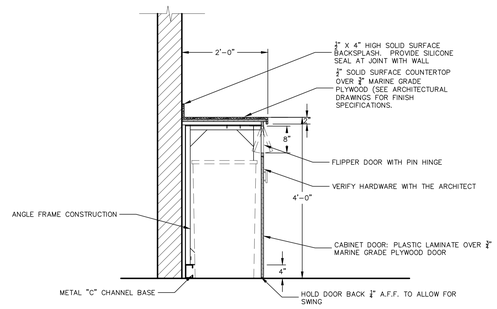

SECTION

TRASH COUNTER
ITEM NO: 250

L

LAMOUREUX PAGANO ASSOCIATES. ARCHITECTS
108 GROVE STREET, SUITE 300
WORCESTER, MASSACHUSETTS 01605

MEMBER OF
THE AMERICAN INSTITUTE OF ARCHITECTS

CONSULTANT

OWNER

Worcester Public Schools

Project North

PROJECT

Final Bid Package

South High Community School

170 Apricot Street, Worcester, MA 01603

TITLE

Foodservice Millwork Drawings

Key Plan

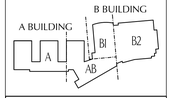

REVISIONS

No.	Description	Date

FILE:

DWN. BY: JJL	JOB NO: #1611
CKD. BY: EKA	SCALE: 1/4" = 1'-0"

DATE: January 31, 2019

K4.5

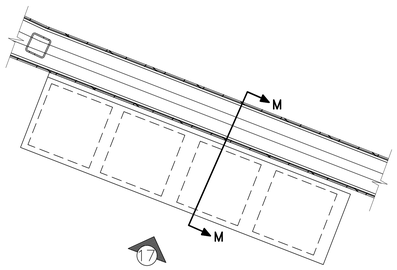

PLAN VIEW

TRASH COUNTER
ITEM NO: 251

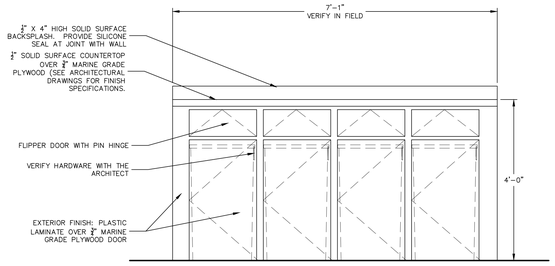

SECTION

TRASH COUNTER
ITEM NO: 251

16

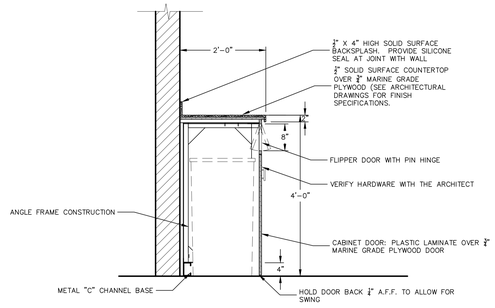

SECTION

TRASH COUNTER
ITEM NO: 251

L

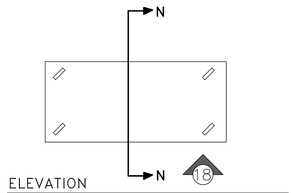

ELEVATION

MOBILE CONDIMENT COUNTER
ITEM NO.'S 42, 43, 51 & 52

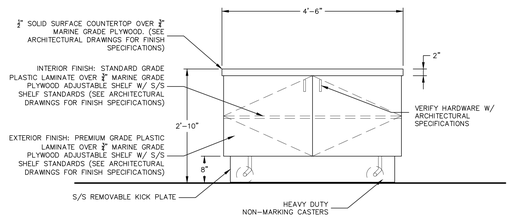

ELEVATION

MOBILE CONDIMENT COUNTER
ITEM NO.'S 42, 43, 51 & 52

18

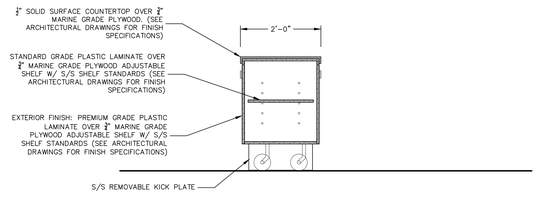

SECTION

MOBILE CONDIMENT COUNTER
ITEM NO.'S 42, 43, 51 & 52

N

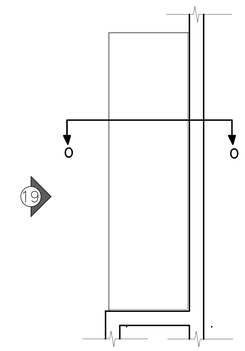

ELEVATION

CONDIMENT COUNTER
ITEM NO.: 158

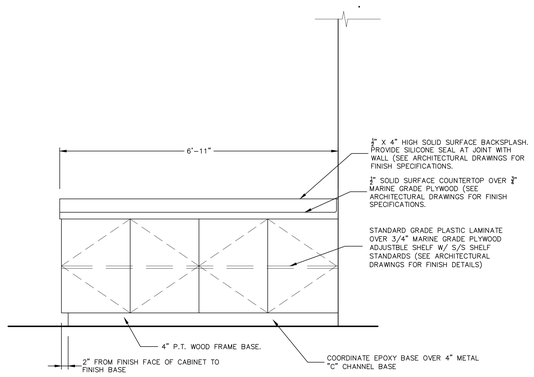

ELEVATION

CONDIMENT COUNTER
ITEM NO.: 158

19

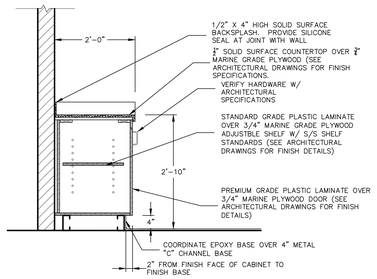

SECTION

CONDIMENT COUNTER
ITEM NO.: 158

0

LAMOUREUX PAGANO ASSOCIATES. ARCHITECTS
108 GROVE STREET, SUITE 300
WORCESTER, MASSACHUSETTS 01605

MEMBER OF
THE AMERICAN INSTITUTE OF ARCHITECTS

CONSULTANT

OWNER

Worcester Public Schools

Project North

PROJECT

Final Bid Package

South High Community School

170 Apricot Street, Worcester, MA 01603

TITLE

Foodservice Millwork Drawings

Key Plan

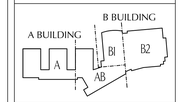

REVISIONS

No.	Description	Date

FILE:

DWN. BY: JJL | JOB NO: #1611

CKD. BY: EKA | SCALE: 3/4" = 1'-0"

DATE: January 31, 2019

K4.6

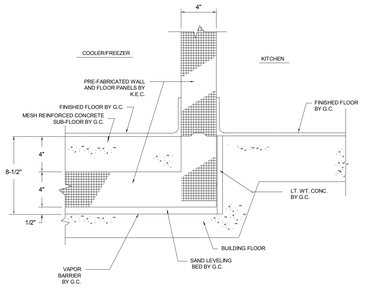

WALK-IN DEPRESSION W/ SUB FLOOR — A1 5A

N.T.S.

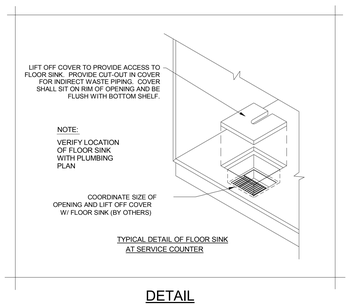

DETAIL

FLOOR SINK @ SERVICE COUNTER — A1 1S

N.T.S.

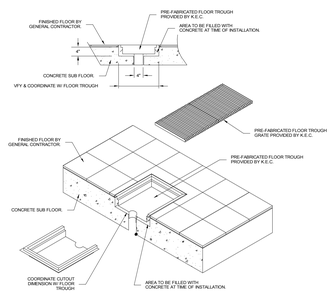

FLOOR TROUGH DEPRESSION — A1 1S

N.T.S.

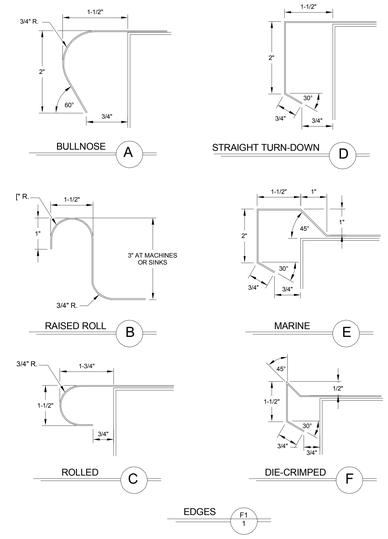

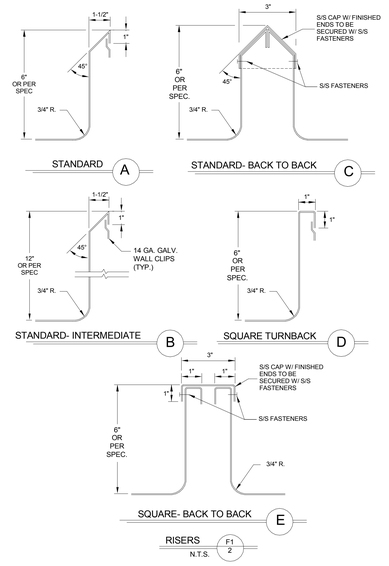

N.T.S.

A. LEGS TO BE 1-5/8" O.D. 16 GA. S/S ASSEMBLY WITH BULLET FOOT.

B. GUSSETS TO BE S/S WITH SET SCREWS FOR SECURING LEGS. FULLY WELD GUSSETS TO CHANNELS OR GUSSET PLATES.

C. CROSSRAILS TO BE 1-5/8" O.D. 16 GA. S/S TUBING FULLY WELDED TO LEGS. WHERE CROSSRAILS JOIN CABINET BODY, PROVIDE FLANGE SECURED WITH S/S SCREWS.

LEGS & CROSSBRACING — F1 3

N.T.S.

TABLE TOP UNDERBRACING — F1 4

N.T.S.

FREE STANDING UNIT

a. 1" X 1" X 14 GA. S/S X 1-1/2" LONG RETAINING CLIP WELDED IN PLACE. ONE AT EACH END OF UNIT AND 12" ON CENTER
b. 2-1/2" X 1-1/2" X 1-1/2" 14 GA S/S CLIP WELDED TO SPLASH. ONE AT EACH END OF UNIT AND 12" ON CENTER
c. 14 GA S/S PANEL SECURED TO CLIPS WITH S/S OVALHEAD BOLT. WELD NUT TO CLIP
d. EXPOSED ENDS TO BE FULLY CLOSED.

ENCLOSED BACKSPLASH DETAIL — F1 9

N.T.S.

a. 12 GA. S/S CLIP, 4" LONG, FASTENED TO WALL AT EACH END OF UNIT AND 4'-0" ON CENTER. SECURE TO WALL WITH MIN. OF TWO 1" X 20 S/S TOGGLE BLOTS OR EXPANSION SHIELDS.
b. EXPOSED ENDS TO BE FULLY WELDED AND CLOSED.
c. SEAL ALL AROUND TO WALL WITH SILICONE SEALANT

BACKSPLASH - WALL UNIT — F1 9A

N.T.S.

a. FULLY WELDED, GRIND SMOOTH AND POLISH.

b. WHEN SPECIFIED, TURN REAR ENDS UP 2".

STD. UNDERSHELF DETAIL — F1 10

N.T.S.

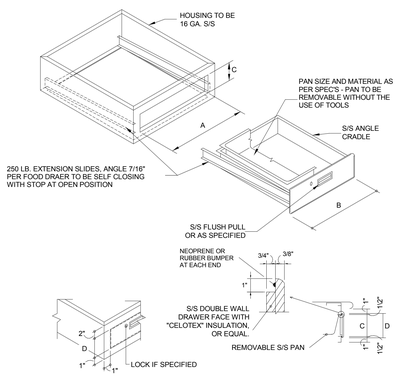

S/S PAN SIZES		A		B		C		D		E	
		BODY OPENING		HORIZONTAL DRAWER FACE		BODY OPENING		HORIZONTAL DRAWER FACE		PAN DEPTH	
INCHES	MM	INCHES	MM	INCHES	MM	INCHES	MM	INCHES	MM	INCHES	MM
15 x 20	380 x 510	16 3/4"	425	17 7/8"	450	6"	150	7"	180	5	130
20 x 15	510 x 380	21 3/4"	555	22 7/8"	580	6"	150	7"	180	5	130
20 x 20	510 x 510	21 3/4"	555	22 7/8"	580	6".11"	150.280	7".12"	180.300	5".10"	130.255

DRAWER ASSEMBLIES — F2 1

N.T.S.

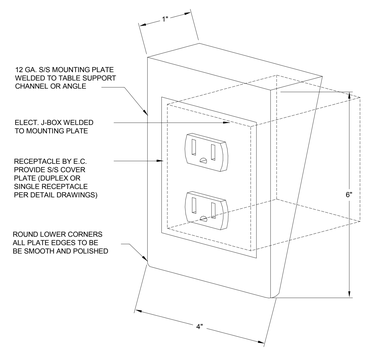

RECEPTACLE MOUNTING PLATE — F2 2A

N.T.S.

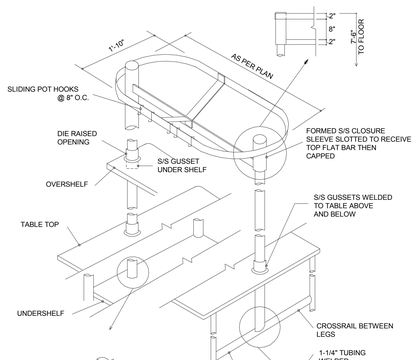

UTENSIL RACK - TABLE MOUNTED — F2 4

N.T.S.

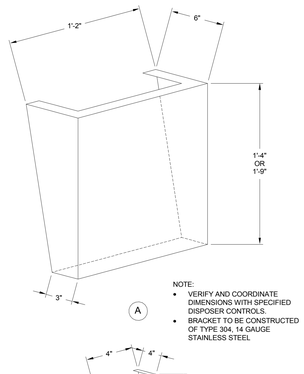

DISPOSER SWITCH BRACKETS — F2 26

N.T.S.

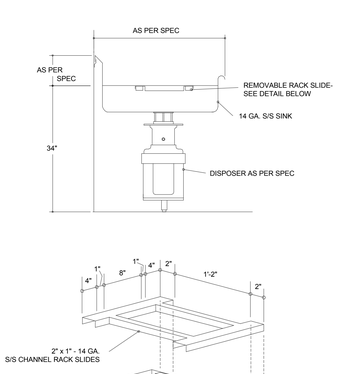

DISPOSER SINK & RACK SLIDE — F2 27

N.T.S.

LAMOUREUX PAGANO ASSOCIATES. ARCHITECTS
108 GROVE STREET, SUITE 300
WORCESTER, MASSACHUSETTS 01605

MEMBER OF THE AMERICAN INSTITUTE OF ARCHITECTS

CONSULTANT

OWNER

Worcester Public Schools

Project North

PROJECT

Final Bid Package

South High Community School

170 Apricot Street, Worcester, MA 01603

TITLE

Foodservice Fabrication Details

Key Plan

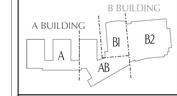

REVISIONS

No.	Description	Date

FILE:

DWN. BY: JJL | JOB NO: #1611

CKD. BY: EKA | SCALE: As indicated

DATE: January 31, 2019

K5.1

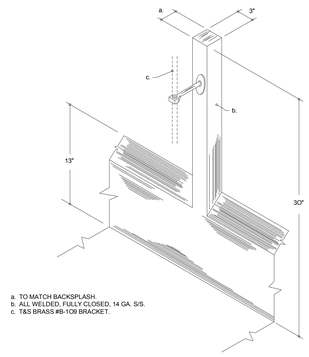

a. TO MATCH BACKSPLASH.
b. ALL WELDED, FULLY CLOSED, 14 GA. S/S.
c. T&S BRASS #B-10\9 BRACKET.

PRE-RINSE SUPPORT F2 33
N.T.S.

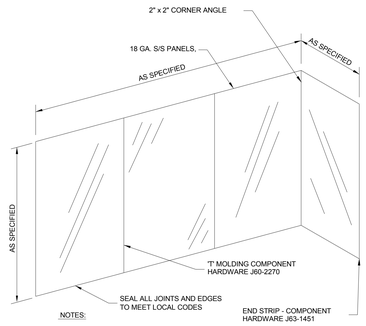

NOTES:

1. ADHERE TO WALLS WITH LIQUID NAILS
2. PROVIDE HOLES FOR UTILITIES AS REQUIRED

WALL FLASHING F2 39A
N.T.S.

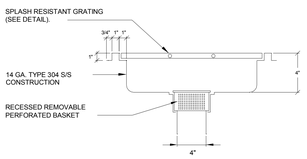

SECTION @ TROUGH

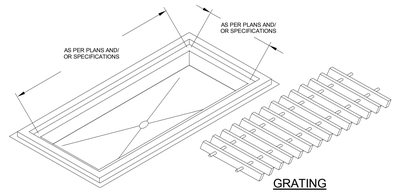

FLOOR TROUGH

GRATING

FLOOR TROUGH
14 GA. TYPE 304 S/S CONSTRUCTION.
ALL INTERIOR CORNERS TO BE COVED.
UNIT TO BE SEAMLESSLY WELDED. BOTTOM SHALL HAVE A BUILT-IN PITCH TO 4" DRAIN.

SPLASH RESISTANT SUBWAY GRATING:
TYPE 304 S/S 3/16" X 1" BARS
SET AT APPROXIMATELY A 30° ANGLE TO PREVENT SPLASHBACK.
CONSTRUCT WITH A 1" CLEARANCE BETWEEN BARS WITH 1/2" S/S RODS THROUGH BARS AND WELDED.

FLOOR TROUGH W/ GRATING F2 49
N.T.S.

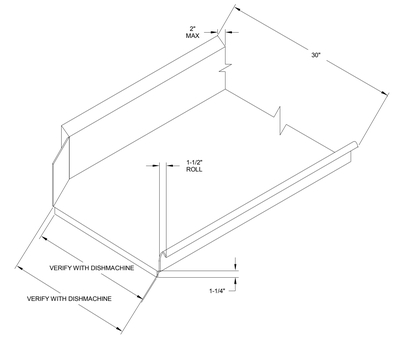

TURN DOWN INTO DISHMACHINE F3 25

4 Detail F3-25 - Dishmachine Turn Down
1/4" = 1'-0"

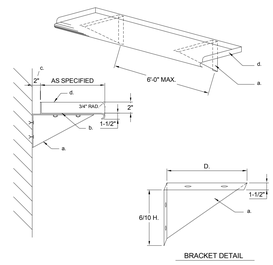

BRACKET DETAIL

a. S/S BRACKETS OF ALL WELDED CONSTRUCTION
b. S/S SHELVES OF ALL WELDED CONSTRUCTION SHELVES TO HAVE STUDS WELDED TO UNDERSIDE FASTEN WITH LOCK WASHERS AND S/S CAP NUTS.
c. 2" CLEAR REAR AND ENDS.
d. FULLY WELD, GRIND SMOOTH & POLISH.

STANDARD WALL SHELF DETAIL F6 8
N.T.S.

BRACKET DETAIL

a. S/S BRACKETS OF ALL WELDED CONSTRUCTION
b. S/S SHELVES OF ALL WELDED CONSTRUCTION SHELVES TO HAVE STUDS WELDED TO UNDERSIDE FASTEN WITH LOCK WASHERS AND S/S CAP NUTS.
c. 2" CLEAR REAR AND ENDS.
d. FULLY WELD, GRIND SMOOTH & POLISH.

WALL SHELF WITH POT HOOKS F6 9
N.T.S.

"H" HEIGHT AS REQUIRED TO EXTEND FROM INSIDE DISHMACHINE VENT STACK TO 2" ABOVE FINISHED CEILING.

DISHMACHINE VENT DUCT F7 2
N.T.S.

LAMOUREUX PAGANO ASSOCIATES. ARCHITECTS
108 GROVE STREET, SUITE 300
WORCESTER, MASSACHUSETTS 01605

MEMBER OF
THE AMERICAN INSTITUTE OF ARCHITECTS

CONSULTANT

OWNER

Worcester Public Schools

Project North

PROJECT

Final Bid Package

South High Community School

170 Apricot Street, Worcester, MA 01603

TITLE

Foodservice Fabrication Details

Key Plan

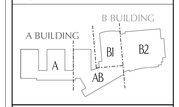

REVISIONS

No.	Description	Date

FILE:

DWN. BY: Author	JOB NO: #1611
CKD. BY: Checker	SCALE: 1/4" = 1'-0"
DATE: January 31, 2019	

K5.2

HOOD INFORMATION TABLE

HOOD NUMBER	HOOD MODEL	EXHAUST AIR FLOW REQUIREMENTS						GREASE EXTRACTOR				SUPPLY AIR REQUIREMENTS						HOOD CONSTRUCTION	HOOD WEIGHT (LBS)	PLENUM WEIGHT (LBS)
		EXHAUST CFM	T.A.B. PORT STATIC PRESSURE	TOTAL HOOD STATIC PRESSURE	EXHAUST COLLAR QTY.	EXHAUST COLLAR LENGTH	EXHAUST COLLAR WIDTH	QTY.	SIZE L	SIZE H	TYPE	SUPPLY CFM	SUPPLY STATIC PRESSURE	SUPPLY COLLAR QTY.	SUPPLY COLLAR LENGTH	SUPPLY COLLAR WIDTH				
25L	KVE	2300	.29"	.40"	1	16"	12"	6	20"	13"	KSA	1498	.27"	1	18"	12"	ALL 18GA. 304 S.S.	959	200
25R	KVE	2300	.29"	.40"	1	16"	12"	6	20"	13"	KSA	1498	.27"	1	18"	12"	ALL 18GA. 304 S.S.	959	200
40L	KVE	1872	.29"	.30"	1	13"	12"	6	20"	13"	KSA	1497	.27"	1	18"	12"	ALL 18GA. 304 S.S.	959	200
40R	KVE	1872	.29"	.30"	1	13"	12"	6	20"	13"	KSA	1497	.27"	1	18"	12"	ALL 18GA. 304 S.S.	959	200

TOTAL EXH. CFM = 8344 — TOTAL SUPPLY CFM = 5990

ELECTRICAL CONNECTION SCHEDULE

CONNECTION #	CONNECTION DESCRIPTION	FROM	TO
E1–H	120V, 15AMP – HOOD LIGHT POWER – 3 WIRES	KDS	HOOD 25L
E2–H	FIELD CONNECTIONS FOR HOOD LIGHTS	HOOD 25L	HOOD 25R
E3–H	FIELD CONNECTIONS FOR HOOD LIGHTS	HOOD 25R	HOOD 40L
E4–H	FIELD CONNECTIONS FOR HOOD LIGHTS	HOOD 40L	HOOD 40R

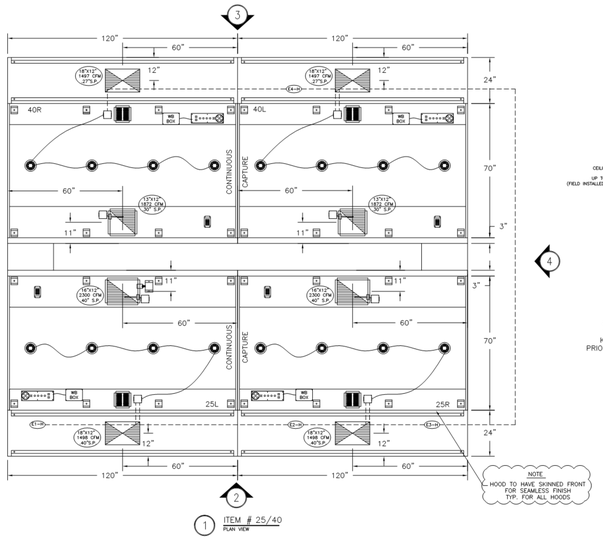

1 ITEM # 25/40 PLAN VIEW

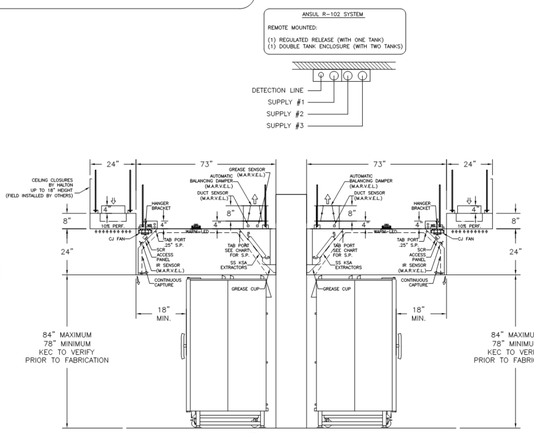

4 ITEM # 25/40 SECTION VIEW

ANSUL MICROSWITCH DETAIL

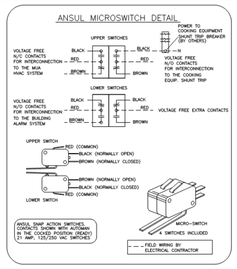

ANSUL R-102 SYSTEM

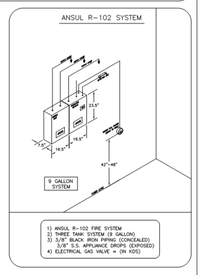

CEILING CLOSURE PANELS

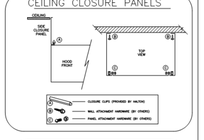

CAPTURE JET CLEARANCE DETAIL

Capture Jet® Fan Cover Clearance

Patented Capture Jet® technology perimeter air jets improve capture and containment of heat and grease emissions. It is very important to leave air space above and around the Capture Jet® air intake cover on the top of the Halton hood. Please leave 2 inches of clearance on the top and sides of the perforated Capture Jet® intake cover to allow unimpeded entrance of air into the Capture Jet® fan.

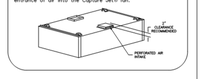

GENERAL SPECIFICATIONS

1– HOOD CONSTRUCTION AND DESIGN MEETS NFPA 96 AND UL 710 STANDARD.

2– HOOD IS NSF AND ETL LISTED UNDER THE FOLLOWING FILE NUMBER: ETL #10314320-4PRT-001

3– ALL INSTALLATION WORK IS TO BE PERFORMED BY QUALIFIED PERSONS AND IN ACCORDANCE WITH STATE AND LOCAL BUILDING CODE REQUIREMENTS.

4– THE INSTALLATION SHALL BE IN ACCORDANCE WITH NFPA 96, REMOVAL OF SMOKE AND GREASE LADEN VAPORS FROM COMMERCIAL COOKING EQUIPMENT.

5– ALL EXHAUST DUCTWORK AND TRANSITIONS ARE TO BE PROVIDED BY THE HVAC CONTRACTOR.

6– CLEARANCE FROM HOOD AND DUCTS TO COMBUSTIBLE MATERIAL SHALL BE PER APPLICABLE BUILDING CODES.

7– FOR PROPER OPERATION OF THE HOOD SYSTEM, IT IS THE RESPONSIBILITY OF THE GENERAL CONTRACTOR TO HAVE THE HOOD BALANCED AND TESTED TO ENSURE THAT THE EXHAUST AND SUPPLY REQUIREMENTS OF THE HOOD ARE MET.

INSTALLATION REQUIREMENTS

KITCHEN EQUIPMENT CONTRACTOR'S REQUIREMENTS

1– PROVIDE DRAWINGS TO APPROPRIATE TRADES REFERENCING UTILITY SERVICE AND COORDINATE FINAL CONNECTION.

2– DELIVER, ASSEMBLE AND INSTALL HALTON SYSTEM PER DRAWING.

3– FURNISH WIRING AND PLUMBING DIAGRAMS TO END USER.

4– THE K.E.C MUST INFORM HALTON OF ANY CHANGES IN EQUIPMENT OR BUILDING STRUCTURE. FIELD MODIFICATIONS ARE THE RESPONSIBILITY OF THE K.E.C.

5– IF HALTON MANUAL EXHAUST VOLUME DAMPERS ARE PROVIDED, THE K.E.C. IS RESPONSIBLE FOR THEIR INSTALLATION OR TO MAKE ARRANGEMENTS WITH OTHER TRADES FOR THEIR INSTALLATION.

6– IF HALTON MODEL KVL BACKSHELF STYLE HOODS ARE PROVIDED, THE K.E.C. IS RESPONSIBLE FOR THE INSTALLATION OF THE CAPTURE–JET FAN.

ELECTRICAL CONTRACTOR'S REQUIREMENTS

1– PROVIDE AND CONNECT ALL REQUIRED VOLTAGES, CONNECTORS, WIRING, CONDUIT, ETC., PER NEC AND ALL APPLICABLE LOCAL CODES.

ELECTRICAL EQUIPMENT REQUIREMENTS

FLUORESCENT LIGHT FIXTURE
40 WATT MAX BULB= .67 AMP EA.

RECESSED INCANDESCENT LIGHT FIXTURE
150 WATT MAX BULB= 1.25 AMP EA.

GLOBE INCANDESCENT LIGHT FIXTURE
100 WATT MAX BULB= .83 AMP EA.

LED LIGHT FIXTURES= .30 AMP EA.

CAPTURE JET FAN= .72 AMP EA.

ALL HOOD CIRCUITS ARE NOT TO EXCEED 15 AMP

LIGHT BULBS, IF REQUIRED, ARE TO BE PROVIDED BY OTHERS

CEILING HEIGHT NOTE

IF HALTON COMPANY IS TO PROVIDE CEILING CLOSURE PANELS, THE EXACT DIMENSION OF THE FINISHED CEILING HEIGHT MUST BE PROVIDED PRIOR TO RELEASE.

FINISHED CEILING HEIGHT A.F.F.: _____

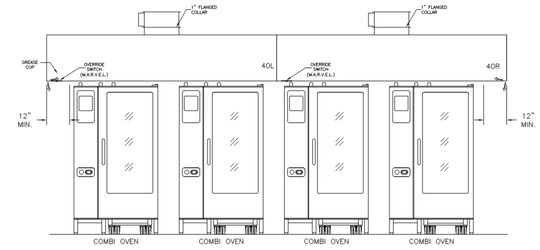

2 ITEM # 25 ELEVATION VIEW

3 ITEM # 40 ELEVATION VIEW

EXHAUST VOLUME DAMPER

MODEL: ABD (Automatic Balancing Damper)

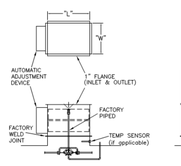

TAG	"L"	"W"	QUANTITY	CONSTRUCTION*
25L	16"	12"	1	304 S.S.
25R	16"	12"	1	304 S.S.
40L	13"	12"	1	304 S.S.
40R	13"	12"	1	304 S.S.
–	–	–	–	–
–	–	–	–	–

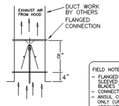

GENERAL NOTES

FIELD NOTES:
- FLANGED FIELD CONNECTION REQUIRED.
- IMPROPER INSTALLATION WILL CAUSE DAMPER BLADES TO BIND.
- CONNECTIONS TO MEET NFPA96 REQUIREMENTS.
- ANGUL COMPONENTS SHOWN FOR REFERENCE ONLY. NOT INCLUDED WITH DAMPER.
- ADEQUATE ACCESS MUST BE PROVIDED TO DAMPERS FOR FUTURE SERVICING.

FACTORY NOTES:
* CONSTRUCTION OF DAMPER MUST MATCH THE THE UNDERHOOD CONSTRUCTION OF THE CORRESPONDING HOOD.

HANGER BRACKET LAYOUT

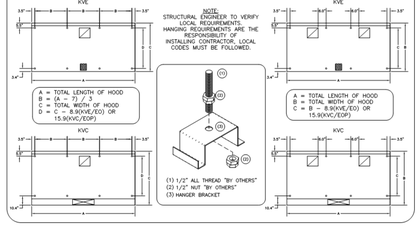

KSA GREASE EXTRACTOR

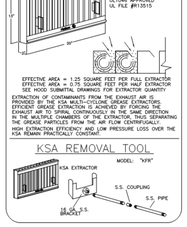

KSA REMOVAL TOOL



PERFORMANCE CRITERIA

OTHER MANUFACTURERS WISHING TO OFFER AN ALTERNATE TO THE SPECIFIED MANUFACTURER MUST APPLY FOR PERMISSION TO DO SO IN WRITING FROM THE OFFICE OF THE SPECIFYING CONSULTANT. APPLICATION MUST BE RECEIVED BY THE CONSULTANT AT LEAST TEN WORKING DAYS PRIOR TO THE BID DATE. ANY ALTERNATE SYSTEM MUST MEET CONSTRUCTION AND PERFORMANCE REQUIREMENTS AND EFFICIENCIES AS OUTLINED IN THIS SPECIFICATION.

REQUESTS FOR APPROVAL MUST INCLUDE GREASE FILTRATION PERFORMANCE DATA (MICRON SIZE VS. EXTRACTION EFFICIENCY) AND MANUFACTURERS OWN EXHAUST AIR FLOW CALCULATIONS BASED ON THE CONVECTIVE HEAT LOAD OF COOKING EQUIPMENT BENEATH THE HOOD.

EFFICIENCY COMPARISON DATA TO BE PERFORMED IN ACCORDANCE WITH THE MOST CURRENT ASTM STANDARD F1704 AND INCLUDE RESULTS FOR THE REQUIRED CAPTURE AND CONTAINMENT EXHAUST AIR FLOW IN ACCORDANCE WITH THE "TEST METHOD TO DETERMINE THE THRESHOLD OF CAPTURE AND CONTAINMENT." DATA MUST INCLUDE THERMAL IMAGING RESULTS VALIDATING CONFORMANCE TO ASTM F1704 AND SUPPLY AIR TEMPERATURE REQUIREMENT OF 74°F.

MAKE UP AIR WILL BE CALCULATED SO THAT THE SAME AMOUNT OF AIR WILL BE TAKEN FROM THE ZONE AS IS REQUIRED BY THE SPECIFIED SYSTEM. AN ADDITIONAL LOAD CANNOT BE PLACED ON THE KITCHEN HVAC SYSTEM.

MANUFACTURER MUST PROVIDE A WRITTEN GUARANTEE OF PERFORMANCE, ENSURING THE SPECIFYING ENGINEER THAT THE SYSTEM WILL PERFORM TO THE ENGINEER'S SATISFACTION WHEN INSTALLED AND BALANCED ACCORDING TO DESIGN AIR FLOWS AND RESULTS OF ASTM STANDARD F1704 TEST. (AS DETERMINED BY TAB PORTS AND PRESSURE VS. AIR FLOW CURVES.) CONSULTANT RESERVES THE RIGHT TO REJECT ANY SYSTEM WHICH, WHEN INSTALLED, DOES NOT PROVIDE CAPTURE AND CONTAINMENT AT THE THRESHOLD FLOW RATE DETERMINED IN ASTM F1704. REJECTED SYSTEM MUST BE REPLACED WITH SPECIFIED SYSTEM, WITH ALL REPLACEMENT COSTS PAID BY MANUFACTURER OF REJECTED SYSTEM.

ANY CHANGES IN THE SPECIFIED SIZING OF POWER WIRING, FAN SIZE, HORSEPOWER REQUIREMENTS, OR GAS LINES DUE TO THE USE OF ANY SYSTEM OTHER THAN THAT WHICH IS SPECIFIED IS THE RESPONSIBILITY OF THE ALTERNATE HOOD MANUFACTURER, AND MUST BE COORDINATED BY THE HOOD MANUFACTURER AND CONTRACTORS INVOLVED.

MAIL APPROVED DRAWINGS TO APPROPRIATE FACTORY BELOW

HALTON CO. (USA)
101 INDUSTRIAL DRIVE
SOUTH HADLEY, MA 01075
1–270–237–5600

HALTON CO. (CANADA)
6303 BRECKON PLACE
MISSISSAUGA, ONT. L5R 3R7
1–905–624–0301

WEBSITE: WWW.HALTONCOMPANY.COM

REV.	DESCRIPTION	BY	DATE
1	REMOVED LED PWR SUPPLY, ADDED MUA PLENUMS	DR	6.21.18
2	UPDATED TO KVE	AF	09.26.18
3	CHANGE HOOD # AND APPLIANCE	MAB	11.12.18
4	NO CHANGE	DR	1.23.19
5			
6			
7			

THIS DRAWING MUST BE CHECKED, SIGNED AND RETURNED TO THE APPROPRIATE FACTORY. PLEASE VERIFY THE FOLLOWING:
1. ALL DIMENSIONAL INFORMATION, MOUNTING POSITIONS
2. THE LOCATION AND TYPE OF COOKING EQUIPMENT.

NOTE TO APPROVER
ANY CHANGES IN COOKING EQUIPMENT SUCH AS INCREASED ENERGY INPUTS OR EQUIPMENT PLACEMENT MAY REQUIRE A RECALCULATION OF EXHAUST AIRFLOW. IF THESE CHANGES OCCUR, A RECALCULATION EXHAUST AIRFLOW MAY BE REQUIRED.

☐ REVISE AND RESUBMIT

APPROVED FOR FABRICATION
☐ WITH NO CHANGES ☐ WITH CHANGES AS NOTED

APPROVED BY: _____ DATE: _____

PROJECT: SOUTH HIGH SCHOOL
LOCATION: DRAWN BY: WU | DATE: 09.18.17
SCALE: NOT TO SCALE
CONSULTANT: COLBURN & GUYETTE

DRAWING TITLE: HOOD DETAILS
DRAWING No.: U17–703
REV. NO.: 4 | SHEET NO.: 1 of 5

Halton

LAMOUREUX PAGANO ASSOCIATES. ARCHITECTS
108 GROVE STREET, SUITE 300
WORCESTER, MASSACHUSETTS 01605

MEMBER OF THE AMERICAN INSTITUTE OF ARCHITECTS

CONSULTANT

OWNER

Worcester Public Schools

Project North

PROJECT

Final Bid Package

South High Community School

170 Apricot Street, Worcester, MA 01603

TITLE

Foodservice Equipment Details

Key Plan

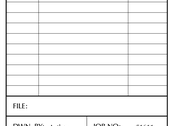

REVISIONS

No.	Description	Date

FILE:

DWN. BY: Author | JOB NO: #1611

CKD. BY: Checker | SCALE:

DATE: January 31, 2019

K6.1

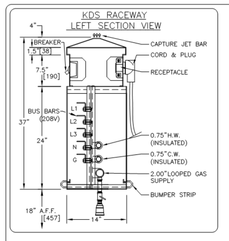

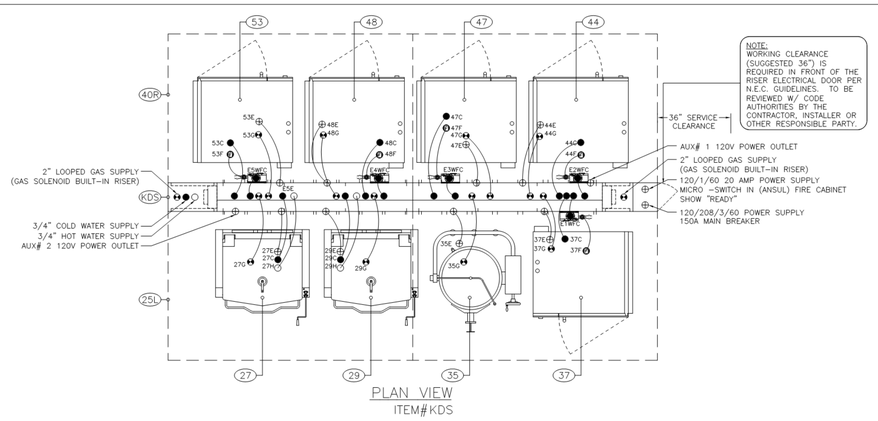

PLAN VIEW
ITEM#KDS

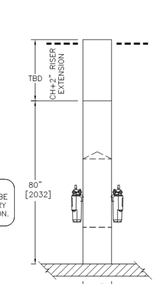

NOTE:
WATER FILTERS TO BE PROVIDED & FACTORY INSTALLED BY HALTON.

LEFT END VIEW

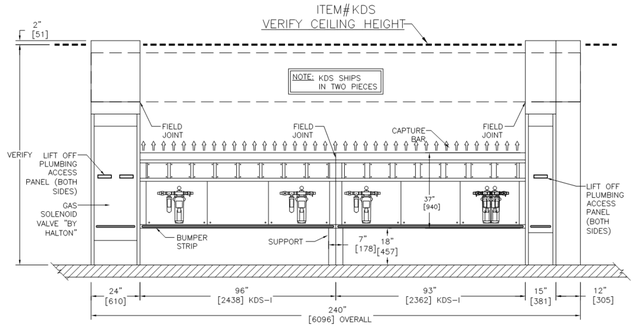

FRONT ELEVATION

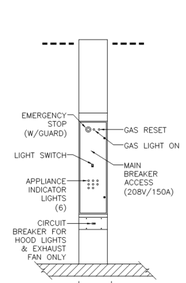

RIGHT END VIEW

GENERAL NOTES FOR UTILITY DISTRIBUTION SYSTEM

FOOD SERVICE EQUIPMENT CONTRACT REQUIREMENTS
- VERIFY MAKE, MODEL, UTILITY REQUIREMENTS AND LOCATION OF ALL EQUIPMENT TO BE SERVICED BY UTILITY SYSTEM.
- VERIFY ACCESIBILITY INTO BUILDING/KITCHEN AREA.
- VERIFY ALL UTILITY ROUGH-INS.
- DISTRIBUTION OF SUBMITTAL DRAWINGS, INSTALLATION MANUALS, OPERATION MANUALS, ETC. TO RESPECTIVE TRADES AND END USERS.
- DELIVERY AND INSTALLATION OF UNIT(S) PER DRAWINGS.
- VERIFY COMPLIANCE WITH ALL LOCAL CODES & AGENCIES.

ELECTRICAL SERVICE EQUIPMENT CONTRACT REQUIREMENTS
- INSTALL 2 WIRE CIRCUIT AND MATERIALS REQUIRED TO TERMINAL BLOCKS FOR VENTILATOR CONTROLS AND FIRE PROTECTION CIRCUIT.
- INTERCONNECT LIGHT SWITCH(S) LOCATED IN UTILITY RISER TO VENTILATOR HOOD LIGHTS. LOCATION OF FIXTURE J-BOX SHOWN ON VENTILATOR HOOD DRAWINGS.
- INSPECT FOR LOOSE CONNECTIONS (CAUSED BY SHIPPING) AND TIGHTEN AS REQUIRED.
- REMOVE AND REPLACE ACCESS PANELS AND ENCLOSURES NECESSARY FOR CONNECTION AND INSTALLATION OF SYSTEM.
- INSTALL ELECTRICAL SERVICE(S) K.O. CONDUIT WIRING AND OVERLOAD PROTECTION DEVICE(S) RATED AT A CONTINUOUS OPERATING LOAD OF:

150 AMPS 208/120/3Ø VOLTS

PLUMBING CONTRACT REQUIREMENTS
- PROVIDE GAS SERVICE AND CONNECTIONS OF THE SAME TO CONNECTION POINT AS SHOWN ON HALTON DRAWINGS [2.00"] NPT, GAS [2"] MBH @ 7".
- PROVIDE COLD WATER SERVICE AND CONNECTION OF SAME TO CONNECTION POINT AS SHOWN ON HALTON DRAWING [3/4"] NPT, 40 PSIG.
- PROVIDE HOT WATER SERVICE AND CONNECTION OF SAME TO CONNECTION POINT AS SHOWN ON HALTON DRAWING [3/4"] NPT, 40 PSIG. MAX. 140°F TO 180°F.
- INTERCONNECT ALL PIPE CONNECTION UNIONS AT FIELD JOINT. ALL UNIONS PROVIDED AND PRE-FITTED AT FACTORY.
- REMOVAL AND REPLACEMENT OF ACCESS PANELS, DOORS, ENCLOSURE TRIM, ETC. NECESSARY FOR PROVIDING FIELD CONNECTIONS FOR SYSTEM.
- TEST ALL FIELD JOINTS FOR LEAKAGE, TIGHTEN AS REQUIRED. TEST ALL FACTORY JOINTS AND FITTINGS FOR LEAKAGE RESULTING FROM SHIPPING AND HANDLING.
- ALL OTHER CONNECTIONS REQUIRED FOR ACCESSORY EQUIPMENT, CONNECTIONS AND INSULATION BY PLUMBING CONTRACTOR.
- COST OF FIELD TESTING AND CERTIFYING BACK FLOW PREVENTERS BY PLUMBING CONTRACTOR
- ANY TESTING REQUIRED BY THE AHJ ON THE BACKFLOW PREVENTER TO BE PERFORMED BY THE PLUMBER OR OTHER TRADE AFTER INSTALLATION IS COMPLETED AND NOT BY HALTON.

FIELD WIRING

INTERNAL WIRING DIAGRAM FOR KDS #KDS 150A/208V (GAS)

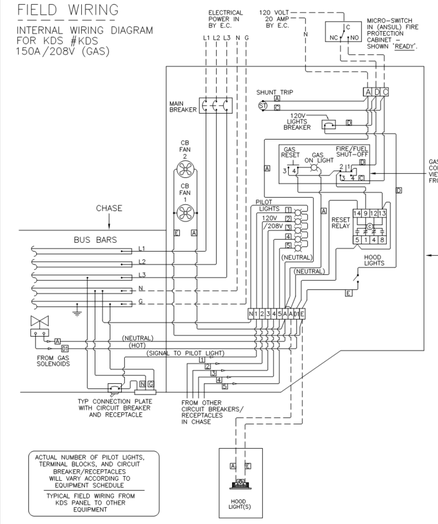

ACTUAL NUMBER OF PILOT LIGHTS, TERMINAL BLOCKS, AND CIRCUIT BREAKER/RECEPTACLES WILL VARY ACCORDING TO EQUIPMENT SCHEDULE

TYPICAL FIELD WIRING FROM KDS PANEL TO OTHER EQUIPMENT

KDS ISLAND FILLER DETAIL

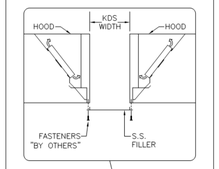

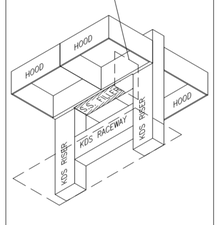

CAPTURE BAR & QUICK DISCONNECT DETAIL

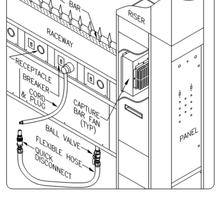

KDS RISER MOUNTING DETAIL

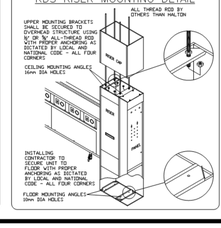

NOTE: CONFIRM EQUIPMENT UTILITY CONNECTION LOCATIONS, & SUPPLY LOADINGS AND SIZES.
NOTE: CONFIRM ALL GAS & WATER HOSE SIZING AND LENGTHS.
NOTE: CONFIRM ALL CORD/PLUG, AND CABLE SIZING AND LENGTHS
NOTE: REDUCERS FOR GAS CONNECTION SUPPLIED BY HALTON (WHERE APPLICABLE).
NOTE: QUICK DISCONNECTS & RESTRAINING CABLES ARE PROVIDED BY HALTON.
NOTE: ALL MAIN RISER SERVICES ARE FROM ABOVE AND INCLUDE MAIN SHUT OFF VALVES UNLESS STATED OTHERWISE.
NOTE: VERIFY THE APPLIANCE MAKE, MODEL, UTILITY REQUIREMENTS.
NOTE: MATERIAL USED IS 18 ga. 300 SERIES s/s #4 FINISH UNLESS STATED OTHERWISE
NOTE: THIS KDS SHIPS IN 2 PIECES

SYMBOL CHART

ELEC. CONNECTION		STEAM SUPPLY	
C.W. CONNECTION		STEAM RETURN	
H.W. CONNECTION		COMPRESSED AIR	
GAS CONNECTION		CHILLED WATER SUPPLY	
FILTERED CONN.		CHILLED WATER RETURN	

ELECTRIC CONNECTION LEGEND

CORD & PLUG
A – STRAIGHT BLADE WITH STRAIGHT CAP
B – STRAIGHT BLADE WITH ANGLE CAP
C – TWIST LOCK
D – TWIST LOCK, WATERTIGHT
* – EXISTING EQUIP. (CORD NOT REQUIRED)

RECEPTACLE
AR – STRAIGHT BLADE
CR – TWIST LOCK
DR – TWIST LOCK, WATERTIGHT
ER – STRAIGHT BLADE, WATERTIGHT
DCO – DUPLEX CONV. OUTLET

PLUMBING CONNECTION LEGEND

QD – QUICK DISCONNECT & S/S HOSE ASSY.
BV – BALL VALVE, 1/4 TURN
NPT – CAPPED NIPPLE FOR FUTURE.
INT – INTERNAL PRE-PLUMBED CONN.

OTHER

DIR – DIRECT CONNECTION
P/S – PIN & SLEEVE
INT – INTERNAL PRE-WIRED CONNECTION
BO – BREAKER ONLY, NO RECEPTACLE
M – CORD SET BY EQUIP. MFR.
FE – FUTURE ELECTRIC
E.C. – ELECTRICAL CONTRACTOR
K.E.C. – KITCHEN EQUIPMENT CONTRACTOR
F – FILTERED WATER (REQUIRED)

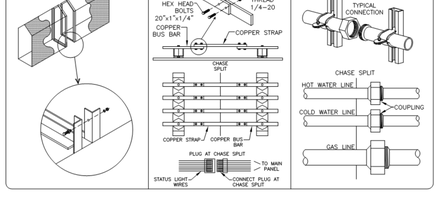

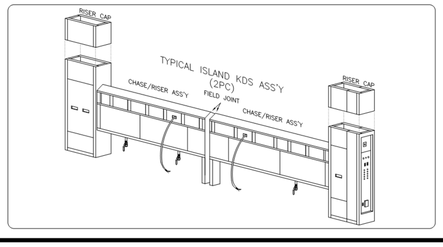

ITEM# KDS — HALTON – UTILITY SCHEDULE FOR KDS

ITEM NO.	EQUIPMENT DESCRIPTION TYPE/ MAKE/ MODEL	208/120/3ø/60 ELECTRIC: CONN NO.	LINE NO.	AMP	VOLTS/Ø	BREAKER POLE	REC. TYPE	PLUG TYPE	J.B. (FT)	GAS: CONN NO.	MBH	APPL. CONN.	HOSE DIA (IN)	CONN TYPE	J.B. (FT)	COLD WATER: CONN NO.	DIA (IN)	CONN TYPE	J.B. (FT)	HOT WATER: CONN NO.	DIA (IN)	CONN TYPE	J.B. (FT)	REMARKS
27	TILT SKILLET/ MARKET FORGE/ 40P-STGM	27E	L2	3	120/1	20/1	GFCI	M	8'	27G	126	3/4"	3/4"	BV,QD	–	27C	3/8"	QD	5	27H	3/8"	QD	5	
29	TILT SKILLET/ MARKET FORGE/ 40P-STGM	29E	L3	3	120/1	20/1	GFCI	M	8'	29G	126	3/4"	3/4"	BV,QD	–	29C	3/8"	QD	5	29H	3/8"	QD	5	
35	TILTING KETTLE/ VULCAN/ K60GLT	35E	L1	5	120/1	20/1	GFCI	M	6'	35G	100	1/2"	1/2"	BV,QD	–	35C	3/8"	QD	5	35H	3/8"	QD	5	
37	COMBI OVEN/ ALTO-SHAAM/ CTP20-20G	37E	ALL	13	208/3	20/3	DIR		–	37G	266	3/4"	3/4"	BV,QD	5	37C	3/4"	QD	5	37H	3/4"	QD	5	
E1WF	WATER FILTER/ 3M/ SF165															37F	3/4"	QD	5					
44	COMBI OVEN/ ALTO-SHAAM/ CTP20-20G	44E	ALL	13	208/3	20/3	DIR			44G	266	3/4"	3/4"	BV,QD	5	E1WFC	3/4"	INT						
E2WF	WATER FILTER/ 3M/ SF165															44	3/4"	QD	5					
47	COMBI OVEN/ ALTO-SHAAM/ CTP20-20G	47E	ALL	13	208/3	20/3	DIR			47G	266	3/4"	3/4"	BV,QD	5	44F	3/4"	QD	5					
E3WF	WATER FILTER/ 3M/ SF165															E2WFC	3/4"	INT						
48	COMBI OVEN/ ALTO-SHAAM/ CTP20-20G	48E	ALL	13	208/3	20/3	DIR			48G	266	3/4"	3/4"	BV,QD	5	47C	3/4"	QD	5					
E4WF	WATER FILTER/ 3M/ SF165															47F	3/4"	QD	5					
53	COMBI OVEN/ ALTO-SHAAM/ CTP20-20G	53E	ALL	13	208/3	20/3	DIR			53G	266	3/4"	3/4"	BV,QD	5	E3WFC	3/4"	INT						
E5WF	WATER FILTER/ 3M/ SF165															48C	3/4"	QD	5					
																48F	3/4"	QD	5					
																E4WFC	3/4"	INT						
																53C	3/4"	QD	5					
																53F	3/4"	QD	5					
																E5WFC	3/4"	INT						
LX	HOOD LIGHTS/				120/1	20/1																		
AUX1	CONVENIENCE OUTL.#1–DCO	AUX1		12	120/1	20/1	GFCI																	
AUX2	CONVENIENCE OUTL.#2–DCO	AUX2		12	120/1	20/1	GFCI																	
	APPLIANCE LOAD PER LINE		L1=70A, L2=68A, L3=68A								1682	MBH												
	MFG SYSTEM CAPACITY		87.5	AMPS (25% Safety incl.)							1980	MBH				● 3/4"	NPT		○ 3/4" NPT					
	FUTURE RESERVE		50	AMPS							298	MBH												
	APPROXIMATE WEIGHT= 2200 lbs/ 997 kg	BREAKER SIZE		150	AMPS					2"	NPT @ 7" W.C.					40 PSIG				40 PSIG				
		208/120/3ø/60			ELECTRIC						LOOPED		GAS			COLD WATER				HOT WATER				REMARKS

LAMOUREUX PAGANO ASSOCIATES. ARCHITECTS
108 GROVE STREET, SUITE 300
WORCESTER, MASSACHUSETTS 01605
MEMBER OF THE AMERICAN INSTITUTE OF ARCHITECTS

CONSULTANT

OWNER

Worcester Public Schools

Project North

PROJECT

Final Bid Package

South High Community School

170 Apricot Street, Worcester, MA 01603

TITLE

Foodservice Equipment Details

Key Plan

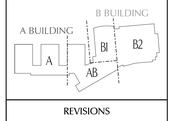

REVISIONS

No.	Description	Date

FILE:

DWN. BY: Author | JOB NO: #1611

CKD. BY: Checker | SCALE:

DATE: January 31, 2019

K6.2

MAIL APPROVED DRAWINGS TO APPROPRIATE FACTORY BELOW:
HALTON CO. (CANADA)
6303 KESTREL RD.
MISSISSAUGA, ON L4W 3R7
1-905-624-1010

REV.	DESCRIPTION	BY	DATE
	NO CHANGE		
	NO CHANGE	DR	6.21.18
	REVISED KDS & APPLIANCE	DR	09.25.18
	UPDATED UTILITY SCHEDULE	MAB	1.23.19
		DR	1.25.19

THIS DRAWING MUST BE CHECKED, SIGNED AND RETURNED TO THE APPROPRIATE FACTORY BEFORE ANY FABRICATION IS STARTED.
1. ALL DIMENSIONAL INFORMATION, MOUNTING POSITION AND CLEARANCES MUST BE VERIFIED AND TYPE OF COOKING EQUIPMENT.
NOTE TO APPLICATOR:
ANY CHANGES IN COOKING EQUIPMENT SUCH AS INCREASED ENERGY INPUTS OR ADDITIONAL EQUIPMENT MAY REQUIRE A RECALCULATION OF EXHAUST AIRFLOW. IF ANY OF THESE CHANGES OCCUR, A RECALCULATION EXHAUST AIRFLOW MAY BE REQUIRED.
☐ REVISE AND RESUBMIT
☐ APPROVED AS NOTED
☐ WITH NO CHANGES ☐ WITH CHANGES AS NOTED

APPROVED BY _____ DATE _____

PROJECT: SOUTH HIGH SCHOOL
LOCATION: 170 APRICOT ST. WORCESTER, MA
DRAWN BY: WU | DATE: 09.18.17
SCALE: 3/8"=1'-0"
CONSULTANT: COLBURN & GOYETTE

DRAWING No.: U17-703

DRAWING TITLE: KDS LAYOUT

REV. No: 4 | SHEET No.: 2 of 5

Halton

WEBSITE: WWW.HALTONCOMPANY.COM
HALTON CO. (USA)
101 ACADEMY DR.
SCOTTSVILLE, KY. 42164
1-270-237-3600

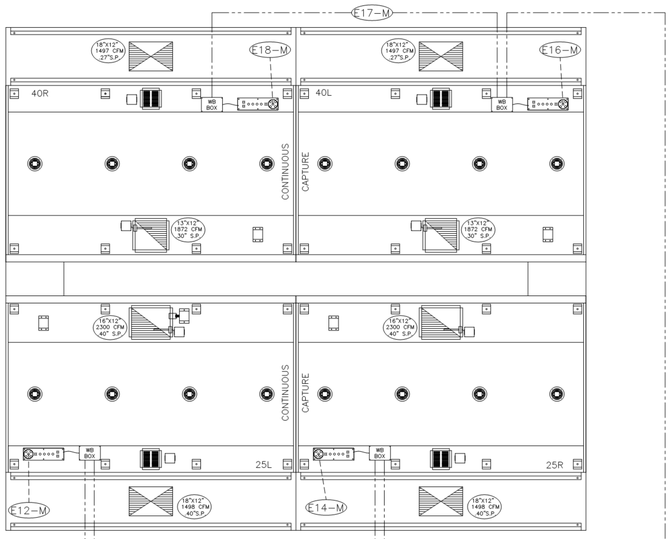

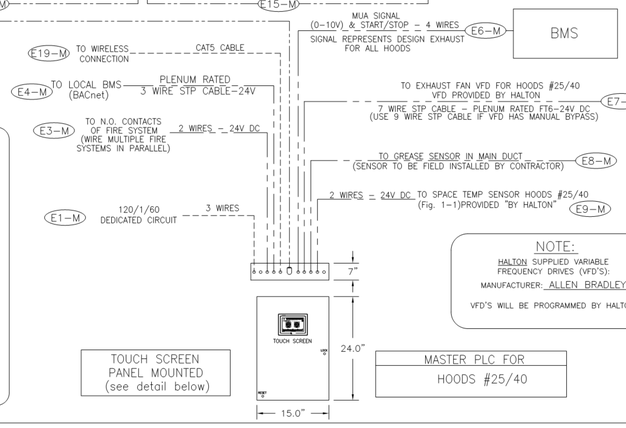

ELECTRICAL & DATA CABLE CONNECTION SCHEDULE

CONNECTION #	CONNECTION DESCRIPTION	FROM	TO
E1–M	120V, 15AMP – CONTROL PANEL POWER – 3 WIRES	BUILDING SOURCE	CONTROL PANEL
E2–M	NOT USED		
E3–M	FIRE MODE SIGNAL – TO FIRE SUPPRESSION PANEL – 2 WIRES	CONTROL PANEL	FIRE SYSTEM
E4–M	3 WIRE STP CABLE – PLENUM RATED – TO BMS(BACNET)	CONTROL PANEL	BMS
E5–M	2 WIRE SHIELDED NETWORK CABLE – PROVIDED BY HALTON	CONTROL PANEL	HOOD #25L
E6–M	0–10V & START/STOP MUA SIGNAL TO BMS – 4 WIRES	CONTROL PANEL	BMS
E7–M	7 WIRE STP CABLE – PLENUM RATED FT6 – TO EF VFD	CONTROL PANEL	VFD
E8–M	FIELD CONNECTION FOR MAIN DUCT GREASE SENSOR – 3 WIRES	CONTROL PANEL	GREASE SENSOR
E9–M	2 WIRES TO SPACE TEMPERATURE SENSOR	CONTROL PANEL	TEMP. SENSOR
E10–M	HIGH VOLTAGE WIRING FROM BUILDING SOURCE TO VFD	BUILDING SOURCE	VFD
E11–M	HIGH VOLTAGE WIRING FROM VFD TO FAN MOTOR	VFD	EF MOTOR
E12–M	120V, 15AMP – M.A.R.V.E.L. CONTROLLER POWER – 3 WIRES	BUILDING SOURCE	HOOD #25L
E13–M	2 WIRE SHIELDED NETWORK CABLE – PROVIDED BY HALTON	HOOD #25L	HOOD #25R
E14–M	120V, 15AMP – M.A.R.V.E.L. CONTROLLER POWER – 3 WIRES	BUILDING SOURCE	HOOD #25R
E15–M	2 WIRE SHIELDED NETWORK CABLE – PROVIDED BY HALTON	HOOD #25R	HOOD #40L
E16–M	120V, 15AMP – M.A.R.V.E.L. CONTROLLER POWER – 3 WIRES	BUILDING SOURCE	HOOD #40L
E17–M	2 WIRE SHIELDED NETWORK CABLE – PROVIDED BY HALTON	HOOD #40L	HOOD #40R
E18–M	120V, 15AMP – M.A.R.V.E.L. CONTROLLER POWER – 3 WIRES	BUILDING SOURCE	HOOD #40R
E19–M	CAT5 CABLE	BUILDING SOURCE	CONTROL PANEL

M.A.R.V.E.L. SCOPE OF WORK

RESPONSIBILITY TO BE SELECTED BY GENERAL CONTRACTOR

DEFINITIONS FOR REFERENCE:

M.A.R.V.E.L. I SYSTEMS = 1 EXHAUST FAN SERVING 1 KITCHEN HOOD

M.A.R.V.E.L. II SYSTEMS = 1 EXHAUST FAN SERVING MULTIPLE KITCHEN HOODS

VFD = VARIABLE FREQUENCY DRIVES

CONNECTION LOCATIONS WILL VARY PER SYSTEM, REFER TO HALTON M.A.R.V.E.L. DIAGRAMS FOR SPECIFICS

1. APPLICABLE CONTRACTOR IS RESPONSIBLE FOR THE INSTALLATION OF THE M.A.R.V.E.L. CONTROL PANEL. LOCATION TO BE DETERMINED BY GC AND SHALL BE WITHIN SAME SPACE AS THE KITCHEN HOODS BEING SERVED BY PANEL. (M.A.R.V.E.L. I HOOD SYSTEMS WILL NOT HAVE SUCH PANEL)
2. APPLICABLE CONTRACTOR TO SUPPLY AND INSTALL 115V (15AMP) DEDICATED CIRCUIT AT M.A.R.V.E.L. CONTROL PANEL
3. APPLICABLE CONTRACTOR TO SUPPLY AND INSTALL RJ45 CAT5E CABLE CONNECTION AT M.A.R.V.E.L. CONTROL PANEL FOR M.A.R.V.E.L. II SYSTEMS OR AT KITCHEN HOOD FOR M.A.R.V.E.L. I SYSTEMS FOR I.P. ADDRESS.
4. APPLICABLE CONTRACTOR TO INSTALL SPACE TEMP SENSOR (SUPPLIED BY HALTON) IN SAME SPACE AS KITCHEN HOOD SYSTEM AND 48"–54" A.F.F. NEAREST MUA T–STAT.
5. APPLICABLE CONTRACTOR SHALL SUPPLY AND RUN 2 WIRE 24V DC CONNECTION FROM SPACE TEMP SENSOR TO M.A.R.V.E.L. CONTROL PANEL (M.A.R.V.E.L. II) OR TO KITCHEN HOOD (M.A.R.V.E.L. I)
6. APPLICABLE CONTRACTOR TO SUPPLY AND RUN 2 WIRE 24V DC WIRING FROM ANSUL FIRE SYSTEM EITHER TO M.A.R.V.E.L. CONTROL PANEL (M.A.R.V.E.L. II) OR TO KITCHEN HOOD (M.A.R.V.E.L. I).
7. APPLICABLE CONTRACTOR SHALL CONNECT 2 WIRE COMMUNICATION CABLES (SUPPLIED BY HALTON) FROM HOOD TO HOOD AND TO PANEL AS SHOWN IN HALTON M.A.R.V.E.L. DIAGRAM.
8. APPLICABLE CONTRACTOR TO SUPPLY AND RUN 2 WIRE MUA SIGNAL (0–10V) FROM M.A.R.V.E.L. CONTROL PANEL (M.A.R.V.E.L. II) OR FROM KITCHEN HOOD (M.A.R.V.E.L. I) TO BMS OR DDC.
9. APPLICABLE CONTRACTOR TO SUPPLY AND RUN 7 WIRE STP PLENUM RATED CABLE (9 WIRE STP CABLE IF VFD IS PROVIDED WITH BYPASS) FROM M.A.R.V.E.L. CONTROL PANEL (M.A.R.V.E.L. II) OR FROM KITCHEN HOOD (M.A.R.V.E.L. I) TO EXHAUST FAN VFD(S) (VFD'S AND CABINET SUPPLIED BY HALTON UNLESS OTHERWISE NOTED)
10. APPLICABLE CONTRACTOR IS RESPONSIBLE FOR THE INSTALLATION OF THE VFD(S). LOCATION TO BE DETERMINED BY GC AND SHALL BE WITHIN 150 FEET MAX DISTANCE FROM EXHAUST FAN(S).
11. APPLICABLE CONTRACTOR TO SUPPLY AND INSTALL THREE PHASE OR SINGLE PHASE POWER FEED FROM CIRCUIT BREAKER(S) TO VFD(S). APPLICABLE CONTRACTOR TO SUPPLY AND INSTALL THREE PHASE OR SINGLE PHASE POWER FORM VFD(S) TO EXHAUST / MUA (IF APPLICABLE) MOTORS. ALL TO BE RAN IN SEPARATE CONDUIT.
12. APPLICABLE CONTRACTOR SHALL INSTALL GREASE SENSOR(S), IF PROVIDED, IN MAIN EXHAUST TRUNK, AND WIRE THE SENSOR BACK TO THE DESIGNATED LOCATION.
13. APPLICABLE CONTRACTOR TO SUPPLY AND INSTALL 115V (15AMP) DEDICATED CIRCUIT AT EACH KITCHEN HOOD. (IF HOODS ARE UV, A SECOND 115V DEDICATED CIRCUIT IS REQUIRED.)
14. INSTALLING CONTRACTOR TO BE RESPONSIBLE FOR PROVIDING ADEQUATE ACCESS TO ALL COMPONENTS LOCATED ABOVE HOOD.
15. HALTON REPRESENTATIVE TO PERFORM FINAL FIELD COMMISSIONING ONCE ALL RESPONSIBILITIES ARE COMPLETED ABOVE.

NOTES:

ALL FIELD WIRING AND CONNECTION POINTS ARE SUBJECT TO CHANGE DUE TO ELECTRICAL COMPONENT(S) UPDATE OR OBSOLESCENCE. HALTON WILL NOT BE LIABLE FOR ANY CHANGE ORDERS BASED ON DRAWINGS CREATED ONE OR MORE YEARS PRIOR TO PRODUCTION. WHEN RELEASED AN UPDATED SET OF ELECTRICAL DIAGRAMS(S) WILL BE SUPPLIED.

NOTES:

ALL WIRING AND CABLING TO BE PROVIDED BY ELECTRICAL CONTRACTOR UNLESS STATED OTHERWISE

NOTES:

ALL FAN MOTORS MUST BE COMPATIBLE WITH VARIABLE FREQUENCY DRIVES (VFD'S). ALL MOTORS MUST BE CONNECTED TO THREE PHASE POWER. ELECTRONICALLY COMMUTATED MOTORS (ECM) ARE ALSO ACCEPTABLE IF SINGLE PHASE POWER IS TO BE USED. (24V POWER SUPPLY TO THE ECM IS BY OTHERS)

NOTES:

ALL VARIABLE FREQUENCY DRIVES (VFD'S) MUST BE INSTALLED WITHIN 150' OF THE EXHAUST FAN.

CONNECTIVITY NOTES:

- IF COMMUNICATION WITH BUILDING MANAGEMENT SYSTEM (BMS) IS TO BE VIA BACNET, THE USE OF A PROTOCESSOR WILL BE REQUIRED.
  - THIS DEVICE IS DEFAULTED TO COMMUNICATE AS A SLAVE DEVICE.
  - THIS DEVICE CAN BE CONFIGURED EITHER AS MSTP OR IP.
- IF COMMUNICATION WITH BUILDING MANAGEMENT SYSTEM (BMS) IS TO BE VIA MODBUS:
  - THE HALTON PLC WILL BE DEFAULTED AS THE MODBUS MASTER.
  - THE DEVICE WILL BE CONFIGURED AS MSTP.

NOTE:

HALTON SUPPLIED VARIABLE FREQUENCY DRIVES (VFD'S):

MANUFACTURER: ALLEN BRADLEY

VFD'S WILL BE PROGRAMMED BY HALTON.

GREASE SENSOR LOCATION MATRIX

GREASE SENSOR #	LOCATION
1	MAIN DUCT
2	25L
3	–
4	–
5	–
6	–
7	–
8	–
9	–
10	–

FAN CONFIGURATION DATA FOR M.A.R.V.E.L.

Exhaust Data:

EF Item #:_____ Voltage/Phase/Hertz: ____/__/__
EF HP: _____
Hood Item #'s connected to this fan: _____
EF Item #:_____ Voltage/Phase/Hertz: ____/__/__
EF HP: _____
Hood Item #'s connected to this fan: _____
EF Item #:_____ Voltage/Phase/Hertz: ____/__/__
EF HP: _____
Hood Item #'s connected to this fan: _____
EF Item #:_____ Voltage/Phase/Hertz: ____/__/__
EF HP: _____
Hood Item #'s connected to this fan: _____

Make Up Air Data:

Quantity of MUA "Zones":_____
Hood Item #'s located in Zone 1: _____
Hood Item #'s located in Zone 2: _____

NOTE: Above information must be completed in full prior to project being released for production. If more than four exhaust fans or two MUA zones are being used, please provide this data as well.

M.A.R.V.E.L. Standard Sequence of Operation

M.A.R.V.E.L. I
Standard Sequence
Start up & shut down • Off • Idle • Cooking or active mode Make up air • 0–10V Output Fire system sequence Standard override feature
M.A.R.V.E.L. II
Standard Sequence
Same sequence as MARVEL I as well as • ABD adjustment Make up air • Single 0–10Vor split signal
M.A.R.V.E.L. Plus
Standard Sequence
Same sequence as MARVEL II as well as • Output to BMS 0–10V, split or whole • Output to VAV Boxes

TOUCH SCREEN PANEL MOUNTED (see detail below)

(FIG 1–1)

GREASE SENSOR DUCT DETAIL

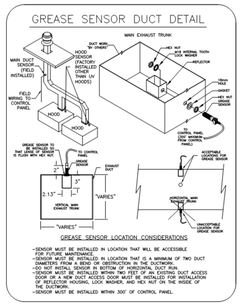

GREASE SENSOR LOCATION CONSIDERATIONS

–SENSOR MUST BE INSTALLED IN LOCATION THAT WILL BE ACCESSIBLE FOR FUTURE MAINTENANCE.
–SENSOR MUST BE INSTALLED IN LOCATION THAT IS A MINIMUM OF TWO DUCT DIAMETERS FROM ANY DUCT TRANSITION, ELBOW OR FLOOR BUT NOT MORE THAN 10'
–DO NOT INSTALL SENSOR IN BOTTOM OF HORIZONTAL DUCT RUN.
–SENSOR MUST BE INSTALLED WITHIN TWO FEET OF AN EXISTING DUCT ACCESS DOOR. THE DUCT ACCESS DOOR MUST BE LARGE ENOUGH TO ALLOW REMOVAL OF REFLECTOR HOUSING, LOCK WASHER, AND NUT ON THE INSIDE OF THE DUCTWORK.
–SENSOR MUST BE INSTALLED WITHIN 300' OF CONTROL PANEL.

VARIABLE FREQUENCY DRIVE (VFD)

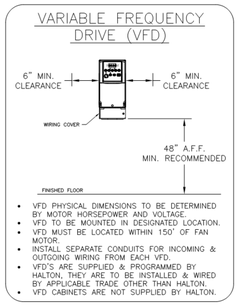

- VFD PHYSICAL DIMENSIONS TO BE DETERMINED BY MOTOR HORSEPOWER AND VOLTAGE.
- VFD TO BE MOUNTED IN DESIGNATED LOCATION.
- VFD MUST BE LOCATED WITHIN 150' OF FAN MOTOR.
- INSTALL SEPARATE CONDUITS FOR INCOMING & OUTGOING WIRING FROM EACH VFD.
- VFD'S ARE SUPPLIED & PROGRAMMED BY HALTON, THEY ARE TO BE INSTALLED & WIRED BY APPLICABLE TRADE OTHER THAN HALTON.
- VFD CABINETS ARE NOT SUPPLIED BY HALTON.

M.A.R.V.E.L. CONTROL PANEL

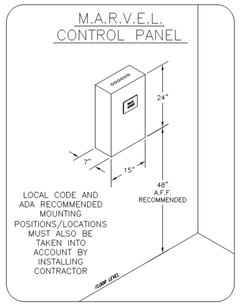

LOCAL CODE AND ADA RECOMMENDED MOUNTING POSITIONS/LOCATIONS MUST ALSO BE TAKEN INTO ACCOUNT BY INSTALLING CONTRACTOR

Halton M.A.R.V.E.L. TOUCH SCREEN

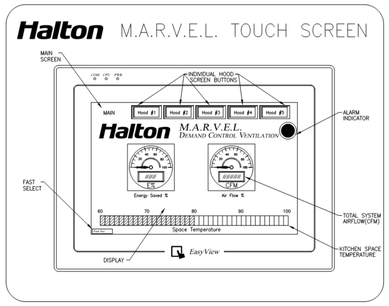

M.A.R.V.E.L. SYSTEM

M.A.R.V.E.L. EQUIPMENT CONNECTED LOADS

M.A.R.V.E.L. CONTROL PANEL= 10 AMPS EA.

M.A.R.V.E.L. PLC AT EACH HOOD SECTION= 4 AMPS EA.

ALL CIRCUITS ARE NOT TO EXCEED 15 AMP

NOTES:

–––––– FIELD WIRING (BY E.C.) – 120V – 12AWG MIN.–10AWG MAX.
– – – – FIELD WIRING (BY E.C.) – 24V – 22AWG MIN.–16AWG MAX.
–·––·– SHIELDED NETWORK CABLES – PROVIDED BY HALTON FIELD INSTALLED BY OTHERS

SPACE TEMPERATURE SENSOR

2 CONDUCTOR/SHIELDED #18AWG 18/7 TO M.A.R.V.E.L. CONTROL PANEL BY ELECTRICAL CONTRACTOR

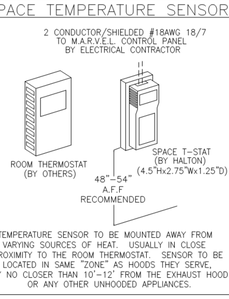

TEMPERATURE SENSOR TO BE MOUNTED AWAY FROM VARYING SOURCES OF HEAT. USUALLY IN CLOSE PROXIMITY TO THE ROOM THERMOSTAT. SENSOR TO BE LOCATED IN SAME "ZONE" AS HOODS THEY SERVE, BY NO CLOSER THAN 10'–12' FROM THE EXHAUST HOOD OR ANY OTHER UNHOODED APPLIANCES.

MAIL APPROVED DRAWINGS TO APPROPRIATE FACTORY BELOW:
HALTON CO. (CANADA)
1021 BREVIK PLACE
MISSISSAUGA, ON L4W 3R7
T–905–624–0340

HALTON CO. (USA)
101 INDUSTRIAL DRIVE
SCOTTSVILLE, KY 42164
T–270–237–5600

WEBSITE: WWW.HALTONCOMPANY.COM

REV.	BY	DATE	REVISION DESCRIPTION
1	DR	6.21.18	ADDED MUA PLENUMS
2	AF	09.26.18	UPDATED TO KVE
3	MAB	11.12.18	CHANGE HOOD#
4	DR	1.23.19	NO. CHANGE
5			
6			
7			

THIS DRAWING MUST BE CHECKED, SIGNED AND RETURNED TO THE APPROPRIATE FACTORY. PLEASE VERIFY THE FOLLOWING:
1. ALL DIMENSIONAL INFORMATION, MOUNTING POSITIONS AND CLEARANCES
2. SIZE AND TYPE OF COOKING EQUIPMENT.

NOTE TO APPROVER
ANY CHANGES IN COOKING EQUIPMENT SUCH AS INCREASED ENERGY INPUTS OF EQUIPMENT POSITIONING, MAY AFFECT THE EXHAUST AIRFLOW REQUIREMENTS. IF ANY OF THESE CHANGES OCCUR, A RECALCULATION EXHAUST AIRFLOW MAY BE REQUIRED.

☐ REVISE AND RESUBMIT
APPROVED FOR FABRICATION
☐ WITH NO CHANGES ☐ WITH CHANGES AS NOTED
APPROVED BY _____ DATE _____

PROJECT: SOUTH HIGH SCHOOL
LOCATION: DRAWN BY: WU | DATE: 09.18.17
SCALE: NOT TO SCALE
CONSULTANT: COLBURN & GUYETTE

DRAWING TITLE: DEMAND CONTROL DETAILS
DRAWING No.: U17–703
REV. NO.: 3 | SHEET NO.: 3 of 5

LAMOUREUX PAGANO ASSOCIATES. ARCHITECTS
108 GROVE STREET, SUITE 300
WORCESTER, MASSACHUSETTS 01605
MEMBER OF THE AMERICAN INSTITUTE OF ARCHITECTS

CONSULTANT

OWNER

Worcester Public Schools

Project North

PROJECT

Final Bid Package

South High Community School

170 Apricot Street, Worcester, MA 01603

TITLE

Foodservice Equipment Details

Key Plan

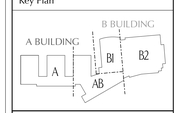

REVISIONS

No.	Description	Date

FILE:

DWN. BY: Author | JOB NO: #1611
CKD. BY: Checker | SCALE:
DATE: January 31, 2019

K6.3

HOOD INFORMATION TABLE

HOOD NUMBER	HOOD MODEL	EXHAUST AIR FLOW REQUIREMENTS						GREASE EXTRACTOR				SUPPLY AIR REQUIREMENTS						HOOD CONSTRUCTION	HOOD WEIGHT (LBS)	PLENUM WEIGHT (LBS)
		EXHAUST CFM	T.A.B. PORT STATIC PRESSURE	TOTAL HOOD STATIC PRESSURE	EXHAUST COLLAR QTY.	EXHAUST COLLAR LENGTH	EXHAUST COLLAR WIDTH	QTY.	SIZE L	SIZE H	TYPE	SUPPLY CFM	SUPPLY STATIC PRESSURE	SUPPLY COLLAR QTY.	SUPPLY COLLAR LENGTH	SUPPLY COLLAR WIDTH				
220A	KVE	1640	.15"	.27"	1	12"	11"	6	20"	13"	KSA	1312	.18"	1	16"	12"	ALL 18GA. 304 S.S.	960	213
								–	11"	13"									
220B	KVE	2453	.33"	.44"	1	17"	12"	6	20"	13"	KSA	1600	.27"	1	18"	12"	ALL 18GA. 304 S.S.	960	213
								–	11"	13"									
220C	KVE	2126	.25"	.35"	1	15"	12"	6	20"	13"	KSA	1600	.27	1	18"	12"	ALL 18GA. 304 S.S.	960	213
								–	11"	13"									
220D	KVE	2415	.32"	.43"	1	17"	12"	6	20"	13"	KSA	1575	.27"	1	18"	12"	ALL 18GA. 304 S.S.	945	210
								–	11"	13"									

TOTAL EXH. CFM = 8634 TOTAL SUPPLY CFM =6087

ELECTRICAL CONNECTION SCHEDULE

CONNECTION #	CONNECTION DESCRIPTION	FROM	TO
E1–H	120V, 15AMP – HOOD LIGHT POWER – 3 WIRES	BUILDING SOURCE	HOOD 220A
E2–H	FIELD CONNECTIONS FOR HOOD LIGHTS	HOOD 220A	HOOD 220B
E3–H	FIELD CONNECTIONS FOR HOOD LIGHTS	HOOD 220B	HOOD 220C
E4–H	FIELD CONNECTIONS FOR HOOD LIGHTS	HOOD 220C	HOOD 220D

GENERAL SPECIFICATIONS

1– HOOD CONSTRUCTION AND DESIGN MEETS NFPA 96 AND UL 710 STANDARD.

2– HOOD IS NSF AND ETL LISTED UNDER THE FOLLOWING FILE NUMBER: ETL #10314320-PRT-001

3– ALL INSTALLATION WORK IS TO BE PERFORMED BY QUALIFIED PERSONS AND IN ACCORDANCE WITH STATE AND LOCAL BUILDING CODE REQUIREMENTS.

4– THE INSTALLATION SHALL BE IN ACCORDANCE WITH NFPA 96, REMOVAL OF SMOKE AND GREASE LADEN VAPORS FROM COMMERCIAL COOKING EQUIPMENT.

5– ALL EXHAUST DUCTWORK AND TRANSITIONS ARE TO BE PROVIDED BY THE HVAC CONTRACTOR.

6– CLEARANCE FROM HOOD AND DUCTS TO COMBUSTIBLE MATERIAL SHALL BE PER APPLICABLE BUILDING CODES.

7– FOR PROPER OPERATION OF THE HOOD SYSTEM, IT IS THE RESPONSIBILITY OF THE GENERAL CONTRACTOR TO HAVE THE HOOD BALANCED AND TESTED TO ENSURE THAT THE EXHAUST AND SUPPLY REQUIREMENTS OF THE HOOD ARE MET.

INSTALLATION REQUIREMENTS

KITCHEN EQUIPMENT CONTRACTOR'S REQUIREMENTS

1– PROVIDE DRAWINGS TO APPROPRIATE TRADES REFERENCING UTILITY SERVICE AND COORDINATE FINAL CONNECTION.

2– DELIVER, ASSEMBLE AND INSTALL HALTON SYSTEM PER DRAWING.

3– FURNISH WIRING AND PLUMBING DIAGRAMS TO END USER.

4– THE K.E.C MUST INFORM HALTON OF ANY CHANGES IN EQUIPMENT OR BUILDING STRUCTURE. FIELD MODIFICATIONS ARE THE RESPONSIBILITY OF THE K.E.C.

5– IF HALTON MANUAL EXHAUST VOLUME DAMPERS ARE PROVIDED, THE K.E.C. IS RESPONSIBLE FOR THEIR INSTALLATION OR TO MAKE ARRANGEMENTS WITH OTHER TRADES FOR THEIR INSTALLATION.

6– IF HALTON MODEL KVL BACKSHELF STYLE HOODS ARE PROVIDED, THE K.E.C. IS RESPONSIBLE FOR THE INSTALLATION OF THE CAPTURE–JET FAN.

ELECTRICAL CONTRACTOR'S REQUIREMENTS

1– PROVIDE AND CONNECT ALL REQUIRED VOLTAGES, CONNECTORS, WIRING, CONDUIT, ETC., PER NEC AND ALL APPLICABLE LOCAL CODES.

ELECTRICAL EQUIPMENT REQUIREMENTS

FLUORESCENT LIGHT FIXTURE
40 WATT MAX BULB= .67 AMP EA.

RECESSED INCANDESCENT LIGHT FIXTURE
150 WATT MAX BULB= 1.25 AMP EA.

GLOBE INCANDESCENT LIGHT FIXTURE
100 WATT MAX BULB= .83 AMP EA.

LED LIGHT FIXTURES= .30 AMP EA.

CAPTURE JET FAN= .72 AMP EA

ALL HOOD CIRCUITS ARE NOT TO EXCEED 15 AMP

LIGHT BULBS, IF REQUIRED, ARE TO BE PROVIDED BY OTHERS

CEILING HEIGHT NOTE

IF HALTON COMPANY IS TO PROVIDE CEILING CLOSURE PANELS, THE EXACT DIMENSION OF THE FINISHED CEILING HEIGHT MUST BE PROVIDED PRIOR TO RELEASE.

FINISHED CEILING HEIGHT A.F.F.: _____

ANSUL R–102 SYSTEM

REMOTE MOUNTED:

(1) REGULATED RELEASE (WITH ONE TANK)
(1) DOUBLE TANK ENCLOSURE (WITH TWO TANKS)
(1) REGULATED ACTUATOR (WITH ONE TANK)

DETECTION LINE
SUPPLY #1
SUPPLY #2
SUPPLY #3
SUPPLY #4

ANSUL MICROSWITCH DETAIL

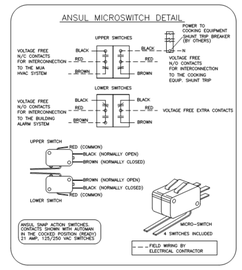

ANSUL R–102 SYSTEM

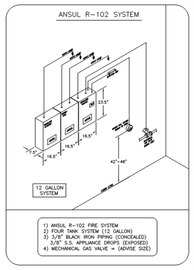

1) ANSUL R–102 FIRE SYSTEM
2) FOUR TANK SYSTEM (12 GALLON)
3) 3/4" S.S. APPLIANCE DROPS (CONCEALED)
3/8" S.S. APPLIANCE DROPS (EXPOSED)
4) MECHANICAL GAS VALVE = (ADVISE SIZE)

CEILING CLOSURE PANELS

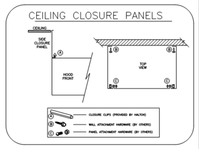

CAPTURE JET CLEARANCE DETAIL

Capture Jet® Fan Cover Clearance

Patented Capture Jet® technology perimeter air jets improve capture and containment of heat and grease emissions. It is very important to leave air space above and around the Capture Jet® air intake cover on the top of the Halton hood. Please leave 2 inches of clearance on the top and sides of the perforated Capture Jet® intake covers to allow unimpeded entrance of air into the Capture Jet® fan.

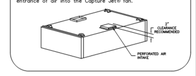

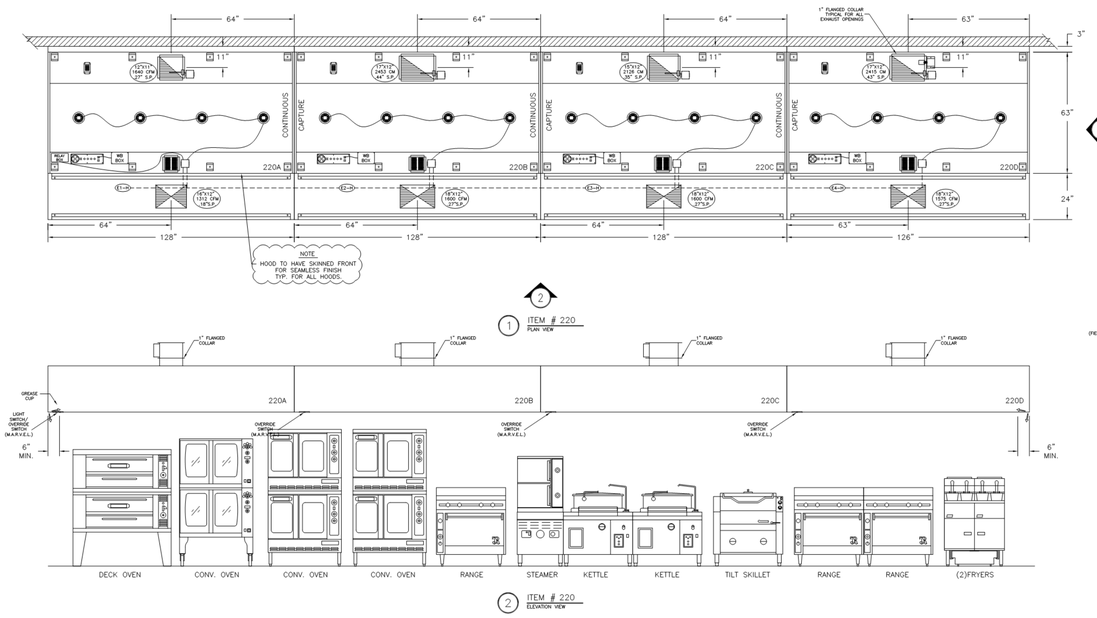

1 ITEM # 220 PLAN VIEW

2 ITEM # 220 ELEVATION VIEW

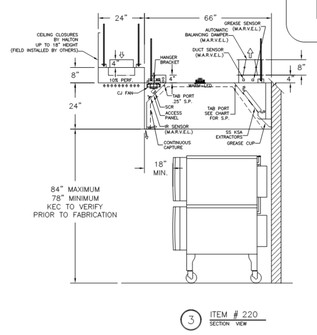

3 ITEM # 220 SECTION VIEW

EXHAUST VOLUME DAMPER

MODEL: ABD (Automatic Balancing Damper)

TAG	"L"	"W"	QUANTITY	CONSTRUCTION*
220A	12"	11"	1	304 S.S.
220B	17"	12"	1	304 S.S.
220C	15"	12"	1	304 S.S.
2200	17"	12"	1	304 S.S.
–	–	–	–	–
–	–	–	–	–

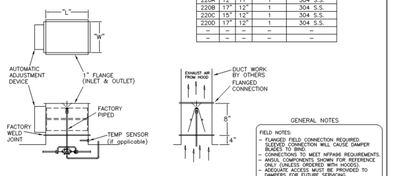

GENERAL NOTES

FIELD NOTES:
– FLANGED FIELD CONNECTION REQUIRED. SLEEVED CONNECTION WILL CAUSE DAMPER TO NOT FUNCTION.
– CONNECTIONS TO MEET NFPA96 REQUIREMENTS.
– ANGUL COMPONENTS SHOWN FOR REFERENCE. (NOT INCLUDED WITH THE HOOD).
– ADEQUATE ACCESS MUST BE PROVIDED TO DAMPERS FOR FUTURE SERVICING.

FACTORY NOTES:
• CONSTRUCTION OF DAMPER MUST MATCH THE THE UNEXPOSED CONSTRUCTION OF THE CORRESPONDING HOOD.

Typical wiring of Capture–Jet fan W/HALTON SUPPLIED SWITCH PANEL

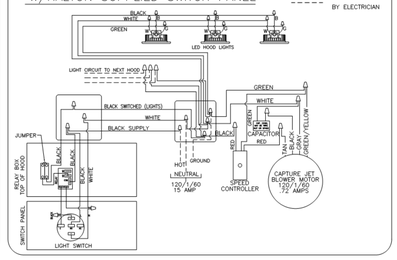

HANGER BRACKET LAYOUT

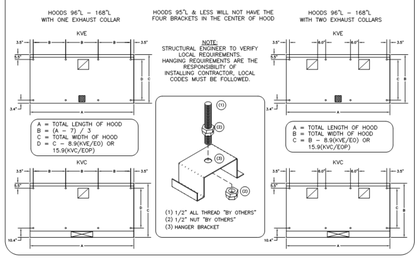

NOTE:
STRUCTURAL ENGINEER TO VERIFY LOCAL REQUIREMENTS. HANGER ATTACHMENTS ARE THE RESPONSIBILITY OF INSTALLING CONTRACTOR. LOCAL CODES MUST BE FOLLOWED.

KSA GREASE EXTRACTOR

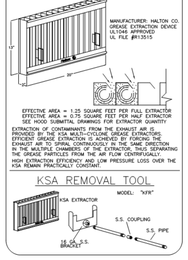

EXTRACTION OF CONTAMINANTS FROM THE EXHAUST AIR IS PROVIDED BY THE KSA MULTI–CYCLONE GREASE EXTRACTORS. EFFICIENT GREASE EXTRACTION IS ACHIEVED BY FORCING THE GREASE LADEN EXHAUST AIRFLOW TO MAKE A 180° ROTATION IN THE MULTIPLE CHAMBERS OF THE EXTRACTOR. THUS SEPARATING THE GREASE PARTICLES FROM THE AIR FLOW CENTRIFUGALLY. HIGH EXTRACTION EFFICIENCY AND LOW PRESSURE LOSS OVER THE KSA REMAIN PRACTICALLY CONSTANT.

KSA REMOVAL TOOL

PERFORMANCE CRITERIA

OTHER MANUFACTURERS WISHING TO OFFER AN ALTERNATE TO THE SPECIFIED MANUFACTURER MUST APPLY FOR PERMISSION TO DO SO IN WRITING FROM THE OFFICE OF THE SPECIFYING CONSULTANT. APPLICATION MUST BE RECEIVED BY THE CONSULTANT AT LEAST TEN WORKING DAYS PRIOR TO THE BID DATE. ANY ALTERNATE SYSTEM MUST MEET CONSTRUCTION AND PERFORMANCE REQUIREMENTS AND EFFICIENCIES AS OUTLINED IN THIS SPECIFICATION.

REQUESTS FOR APPROVAL MUST INCLUDE GREASE FILTRATION PERFORMANCE DATA (MICRON SIZE VS. EXTRACTION EFFICIENCY) AND MANUFACTURERS OWN EXHAUST AIR FLOW CALCULATIONS BASED ON THE CONVECTIVE HEAT LOAD OF COOKING EQUIPMENT BENEATH THE HOOD.

EFFICIENCY COMPARISON DATA TO BE PERFORMED IN ACCORDANCE WITH THE MOST CURRENT ASTM STANDARD F1704 AND INCLUDE RESULTS FOR THE REQUIRED CAPTURE AND CONTAINMENT EXHAUST AIR FLOW IN ACCORDANCE WITH THE "TEST METHOD TO DETERMINE THE THRESHOLD OF CAPTURE AND CONTAINMENT." DATA MUST INCLUDE THERMAL IMAGING RESULTS VALIDATING CONFORMANCE TO ASTM F1704 AND SUPPLY AIR TEMPERATURE REQUIREMENT OF 74°F.

MAKE UP AIR WILL BE CALCULATED SO THAT THE SAME AMOUNT OF AIR WILL BE TAKEN FROM THE ZONE AS IS REQUIRED BY THE SPECIFIED SYSTEM. AN ADDITIONAL LOAD CANNOT BE PLACED ON THE KITCHEN HVAC SYSTEM.

MANUFACTURER MUST PROVIDE A WRITTEN GUARANTEE OF PERFORMANCE, ENSURING THE SPECIFYING ENGINEER THAT THE SYSTEM WILL PERFORM TO THE ENGINEER'S SATISFACTION WHEN INSTALLED AND BALANCED ACCORDING TO DESIGN AIR FLOWS AND RESULTS OF ASTM STANDARD F1704 TEST. (AS DETERMINED BY TAB PORTS AND PRESSURE VS. AIR FLOW CURVES.) CONSULTANT RESERVES THE RIGHT TO REJECT ANY SYSTEM WHICH, WHEN INSTALLED, DOES NOT PROVIDE CAPTURE AND CONTAINMENT AT THE THRESHOLD FLOW RATE DETERMINED IN ASTM F1704. REJECTED SYSTEM MUST BE REPLACED WITH SPECIFIED SYSTEM, WITH ALL REPLACEMENT COSTS PAID BY MANUFACTURER OF REJECTED SYSTEM.

ANY CHANGES IN THE SPECIFIED SIZING OF POWER WIRING, FAN SIZE, HORSEPOWER REQUIREMENTS, OR GAS LINES DUE TO THE USE OF ANY SYSTEM OTHER THAN THAT WHICH IS SPECIFIED IS THE RESPONSIBILITY OF THE ALTERNATE HOOD MANUFACTURER, AND MUST BE COORDINATED BY THE HOOD MANUFACTURER AND CONTRACTORS INVOLVED.

LAMOUREUX PAGANO ASSOCIATES. ARCHITECTS
108 GROVE STREET, SUITE 300
WORCESTER, MASSACHUSETTS 01605

MEMBER OF
THE AMERICAN INSTITUTE OF ARCHITECTS

CONSULTANT

OWNER

Worcester Public Schools

Project North

PROJECT

Final Bid Package

South High Community School

170 Apricot Street, Worcester, MA 01603

TITLE

Foodservice Equipment Details

Key Plan



REVISIONS

No.	Description	Date

FILE:

DWN. BY: Author JOB NO: #1611

CKD. BY: Checker SCALE:

DATE: January 31, 2019

K6.4

THIS DRAWING MUST BE CHECKED, SIGNED AND RETURNED TO THE APPROPRIATE FACTORY. PLEASE VERIFY THE FOLLOWING:
1. ALL DIMENSIONAL INFORMATION, MOUNTING POSITIONS AND CLEARANCES.
2. THE LOCATION AND TYPE OF COOKING EQUIPMENT.

NOTE TO APPROVER
ANY CHANGES IN COOKING EQUIPMENT SUCH AS INCREASED ENERGY INPUTS OR EQUIPMENT REPLACEMENT MAY REQUIRE ADDITIONAL MAKE–UP AIR. THE APPROVAL OF THESE CHANGES OCCUR, A RECALCULATION EXHAUST AIRFLOW MAY BE REQUIRED.

☐ REVISE AND RESUBMIT
APPROVED FOR FABRICATION
☐ WITH NO CHANGES ☐ WITH CHANGES AS NOTED
APPROVED BY: DATE

MAIL APPROVED DRAWINGS TO APPROPRIATE FACTORY BELOW: WEBSITE: WWW.HALTONCOMPANY.COM

HALTON CO. (CANADA)
1021 BREVIK PLACE
MISSISSAUGA, ONT. L4W 3R7
1–905–624–0301

HALTON CO. (USA)
101 INDUSTRIAL DRIVE
SCOTTSVILLE, KY 42164
1–270–237–5600

REV.	DESCRIPTION	BY	DATE
1	REMOVED LED PWR SUPPLY, ADDED MUA PLENUMS	DR	6.21.18
2	UPDATED TO KVE	AF	09.26.18
3	CHANGE HOOD#	MAB	11.12.18
4	NO. CHANGE	DR	1.23.19
5			
6			
7			

PROJECT: SOUTH HIGH SCHOOL
LOCATION:
DRAWN BY: WU DATE: 09.18.17
SCALE: NOT TO SCALE
CONSULTANT: COLBURN & GUYETTE

DRAWING TITLE: HOOD DETAILS
DRAWING No.: U17–702
REV. NO.: 4 SHEET NO.: 4 of 5

Halton

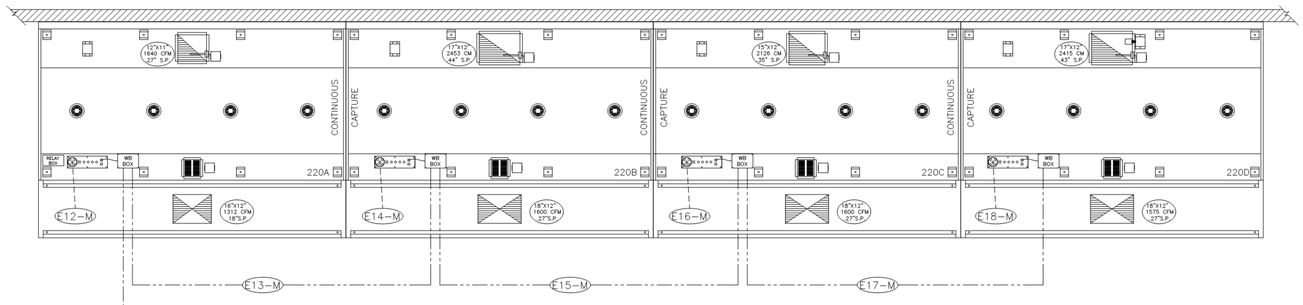

FAN CONFIGURATION DATA FOR M.A.R.V.E.L.

Exhaust Data:

EF Item #:_____ Voltage/Phase/Hertz: ___/__/___
EF HP: _____
Hood Item #'s connected to this fan: _____

EF Item #:_____ Voltage/Phase/Hertz: ___/__/___
EF HP: _____
Hood Item #'s connected to this fan: _____

EF Item #:_____ Voltage/Phase/Hertz: ___/__/___
EF HP: _____
Hood Item #'s connected to this fan: _____

EF Item #:_____ Voltage/Phase/Hertz: ___/__/___
EF HP: _____
Hood Item #'s connected to this fan: _____

Make Up Air Data:

Quantity of MUA "Zones":_____

Hood Item #'s located in Zone 1: _____

Hood Item #'s located in Zone 2: _____

NOTE: Above information must be completed in full prior to project being released for production. If more than four exhaust fans or two MUA zones are being used, please provide this data as well.

M.A.R.V.E.L. Standard Sequence of Operation

M.A.R.V.E.L. I
Standard Sequence
Start up & shut down • Off • Idle • Cooking or active mode Make up air • 0-10V Output Fire system sequence Standard override feature

M.A.R.V.E.L. II
Standard Sequence
Same sequence as M.A.R.V.E.L. I as well as • AED adjustment Make up air • Single 0-10vdc split signal

M.A.R.V.E.L. Plus
Standard Sequence
Same sequence as M.A.R.V.E.L. II as well as • Output to BMS 0-10V, split or whole • Output to VAV Boxes

ELECTRICAL & DATA CABLE CONNECTION SCHEDULE

CONNECTION #	CONNECTION DESCRIPTION	FROM	TO
E1–M	120V, 15AMP – CONTROL PANEL POWER – 3 WIRES	BUILDING SOURCE	CONTROL PANEL
E2–M	NOT USED		
E3–M	FIRE MODE SIGNAL – TO FIRE SUPPRESSION PANEL – 2 WIRES	CONTROL PANEL	FIRE SYSTEM
E4–M	3 WIRE STP CABLE – PLENUM RATED – TO BMS(BACNET)	CONTROL PANEL	BMS
E5–M	2 WIRE SHIELDED NETWORK CABLE – PROVIDED BY HALTON	CONTROL PANEL	HOOD #220A
E6–M	0–10V & START/STOP MUA SIGNAL TO BMS – 4 WIRES	CONTROL PANEL	BMS
E7–M	7 WIRE STP CABLE – PLENUM RATED FT6 – TO EF VFD	CONTROL PANEL	VFD
E8–M	FIELD CONNECTION FOR MAIN DUCT GREASE SENSOR – 3 WIRES	CONTROL PANEL	GREASE SENSOR
E9–M	2 WIRES TO SPACE TEMPERATURE SENSOR	CONTROL PANEL	TEMP. SENSOR
E10–M	HIGH VOLTAGE WIRING FROM BUILDING SOURCE TO VFD	BUILDING SOURCE	VFD
E11–M	HIGH VOLTAGE WIRING FROM VFD TO FAN MOTOR	VFD	EF MOTOR
E12–M	120V, 15AMP – M.A.R.V.E.L. CONTROLLER POWER – 3 WIRES	BUILDING SOURCE	HOOD #220A
E13–M	2 WIRE SHIELDED NETWORK CABLE – PROVIDED BY HALTON	HOOD #220A	HOOD #220B
E14–M	120V, 15AMP – M.A.R.V.E.L. CONTROLLER POWER – 3 WIRES	BUILDING SOURCE	HOOD #220B
E15–M	2 WIRE SHIELDED NETWORK CABLE – PROVIDED BY HALTON	HOOD #220B	HOOD #220C
E16–M	120V, 15AMP – M.A.R.V.E.L. CONTROLLER POWER – 3 WIRES	BUILDING SOURCE	HOOD #220C
E17–M	2 WIRE SHIELDED NETWORK CABLE – PROVIDED BY HALTON	HOOD #220C	HOOD #220D
E18–M	120V, 15AMP – M.A.R.V.E.L. CONTROLLER POWER – 3 WIRES	BUILDING SOURCE	HOOD #220D
E19–M	CAT5 CABLE	BUILDING SOURCE	CONTROL PANEL

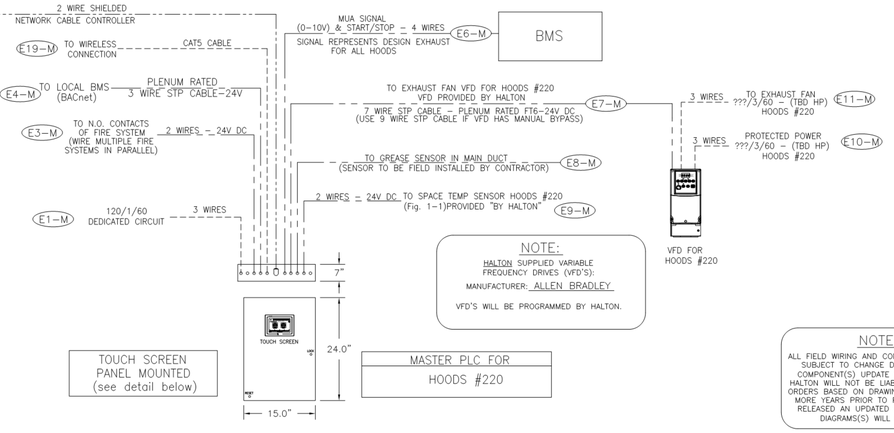

TOUCH SCREEN PANEL MOUNTED (see detail below)

MASTER PLC FOR HOODS #220

NOTE:
HALTON SUPPLIED VARIABLE FREQUENCY DRIVES (VFD'S):
MANUFACTURER: ALLEN BRADLEY
VFD'S WILL BE PROGRAMMED BY HALTON.

NOTES:
ALL FIELD WIRING AND CONNECTION POINTS ARE SUBJECT TO CHANGE DUE TO ELECTRICAL COMPONENT(S) UPDATE OR OBSOLESCENCE. HALTON WILL NOT BE LIABLE FOR ANY CHANGE ORDERS BASED ON DRAWINGS CREATED ONE OR MORE YEARS PRIOR TO PRODUCTION. WHEN RELEASED AN UPDATED SET OF ELECTRICAL DIAGRAMS(S) WILL BE SUPPLIED.

GREASE SENSOR LOCATION MATRIX

GREASE SENSOR #	LOCATION
1	MAIN DUCT
2	2200
3	–
4	–
5	–
6	–
7	–
8	–
9	–
10	–

CONNECTIVITY NOTES:
- IF COMMUNICATION WITH BUILDING MANAGEMENT SYSTEM (BMS) IS TO BE VIA BACNET, THE USE OF A PROTOCESSOR WILL BE REQUIRED.
  - THIS DEVICE IS DEFAULTED TO COMMUNICATE AS A SLAVE DEVICE.
  - THIS DEVICE CAN BE CONFIGURED EITHER AS MSTP OR IP.
- IF COMMUNICATION WITH BUILDING MANAGEMENT SYSTEM (BMS) IS TO BE VIA MODBUS:
  - THE HALTON PLC WILL BE DEFAULTED AS THE MODBUS MASTER.
  - THE DEVICE WILL BE CONFIGURED AS MSTP.

M.A.R.V.E.L. SCOPE OF WORK

RESPONSIBILITY TO BE SELECTED BY GENERAL CONTRACTOR

DEFINITIONS FOR REFERENCE:

M.A.R.V.E.L. I SYSTEMS = 1 EXHAUST FAN SERVING 1 KITCHEN HOOD

M.A.R.V.E.L. II SYSTEMS = 1 EXHAUST FAN SERVING MULTIPLE KITCHEN HOODS

VFD = VARIABLE FREQUENCY DRIVES

CONNECTION LOCATIONS WILL VARY PER SYSTEM, REFER TO HALTON M.A.R.V.E.L. DIAGRAMS FOR SPECIFICS

1. APPLICABLE CONTRACTOR IS RESPONSIBLE FOR THE INSTALLATION OF THE M.A.R.V.E.L. CONTROL PANEL. LOCATION TO BE DETERMINED BY GC AND SHALL BE WITHIN SAME SPACE AS THE KITCHEN HOODS BEING SERVED BY PANEL. (M.A.R.V.E.L. I HOOD SYSTEMS WILL NOT HAVE SUCH PANEL)
2. APPLICABLE CONTRACTOR TO SUPPLY AND INSTALL 115V (15AMP) DEDICATED CIRCUIT AT M.A.R.V.E.L. CONTROL PANEL
3. APPLICABLE CONTRACTOR TO SUPPLY AND INSTALL RJ45 CATSE CABLE CONNECTION AT M.A.R.V.E.L. CONTROL PANEL FOR M.A.R.V.E.L. II SYSTEMS OR AT KITCHEN HOOD FOR M.A.R.V.E.L. I SYSTEMS FOR I.P. ADDRESS.
4. APPLICABLE CONTRACTOR TO INSTALL SPACE TEMP SENSOR (SUPPLIED BY HALTON) IN SAME SPACE AS KITCHEN HOOD SYSTEM AND 48"–54" A.F.F. NEAREST MUA T–STAT.
5. APPLICABLE CONTRACTOR SHALL SUPPLY AND RUN 2 WIRE 24V DC CONNECTION FROM SPACE TEMP SENSOR TO M.A.R.V.E.L. CONTROL PANEL (M.A.R.V.E.L. II) OR TO KITCHEN HOOD (M.A.R.V.E.L. I)
6. APPLICABLE CONTRACTOR TO SUPPLY AND RUN 2 WIRE 24V DC WIRING FROM ANSUL FIRE SYSTEM EITHER TO M.A.R.V.E.L. CONTROL PANEL (M.A.R.V.E.L. II) OR TO KITCHEN HOOD (M.A.R.V.E.L. I).
7. APPLICABLE CONTRACTOR SHALL CONNECT 2 WIRE COMMUNICATION CABLES (SUPPLIED BY HALTON) FROM HOOD TO HOOD AND TO PANEL AS SHOWN IN HALTON M.A.R.V.E.L. DIAGRAM.
8. APPLICABLE CONTRACTOR TO SUPPLY AND RUN 2 WIRE MUA SIGNAL (0–10V) FROM M.A.R.V.E.L. CONTROL PANEL (M.A.R.V.E.L. II) OR FROM KITCHEN HOOD (M.A.R.V.E.L. I) TO BMS OR DDC.
9. APPLICABLE CONTRACTOR TO SUPPLY AND RUN 7 WIRE STP PLENUM RATED CABLE (9 WIRE STP CABLE IF VFD IS PROVIDED WITH BYPASS) FROM M.A.R.V.E.L. CONTROL PANEL (M.A.R.V.E.L. II) OR FROM KITCHEN HOOD (M.A.R.V.E.L. I) TO EXHAUST FAN VFD(S) (VFD'S AND CABINET SUPPLIED BY HALTON UNLESS OTHERWISE NOTED)
10. APPLICABLE CONTRACTOR IS RESPONSIBLE FOR THE INSTALLATION OF THE VFD(S). LOCATION TO BE DETERMINED BY GC AND SHALL BE WITHIN 150 FEET MAX DISTANCE FROM EXHAUST FAN(S).
11. APPLICABLE CONTRACTOR TO SUPPLY AND INSTALL THREE PHASE OR SINGLE PHASE POWER FEED FROM CIRCUIT BREAKER(S) TO VFD(S). APPLICABLE CONTRACTOR TO SUPPLY AND INSTALL THREE PHASE OR SINGLE PHASE POWER FORM VFD(S) TO EXHAUST / MUA (IF APPLICABLE) MOTORS. ALL TO BE RAN IN SEPARATE CONDUIT.
12. APPLICABLE CONTRACTOR SHALL INSTALL GREASE SENSOR(S), IF PROVIDED, IN MAIN EXHAUST TRUNK, AND WIRE THE SENSOR BACK TO THE DESIGNATED LOCATION.
13. APPLICABLE CONTRACTOR TO SUPPLY AND INSTALL 115V (15AMP) DEDICATED CIRCUIT AT EACH KITCHEN HOOD. (IF HOODS ARE UV, A SECOND 115V DEDICATED CIRCUIT IS REQUIRED.)
14. INSTALLING CONTRACTOR TO BE RESPONSIBLE FOR PROVIDING ADEQUATE ACCESS TO ALL COMPONENTS LOCATED ABOVE HOOD.
15. HALTON REPRESENTATIVE TO PERFORM FINAL FIELD COMMISSIONING ONCE ALL RESPONSIBILITIES ARE COMPLETED ABOVE.

NOTES:
ALL WIRING AND CABLING TO BE PROVIDED BY ELECTRICAL CONTRACTOR UNLESS STATED OTHERWISE

NOTES:
ALL FAN MOTORS MUST BE COMPATIBLE WITH VARIABLE FREQUENCY DRIVES (VFD'S). ALL MOTORS MUST BE CONNECTED TO THREE PHASE POWER. ELECTRONICALLY COMMUTATED MOTORS (ECM) ARE ALSO ACCEPTABLE IF SINGLE PHASE POWER IS TO BE USED. (24V POWER SUPPLY TO THE ECM IS BY OTHERS)

NOTES:
ALL VARIABLE FREQUENCY DRIVES (VFD'S) MUST BE INSTALLED WITHIN 150' OF THE EXHAUST FAN.

THIS DRAWING MUST BE CHECKED, SIGNED AND RETURNED TO THE APPROPRIATE FACTORY. PLEASE VERIFY THE FOLLOWING:
1. ALL DIMENSIONAL INFORMATION, MOUNTING POSITIONS
2. THE LOCATION AND TYPE OF COOKING EQUIPMENT.

NOTE TO APPREQUER
ANY CHANGES IN COOKING EQUIPMENT SUCH AS INCREASED ENERGY INPUTS OR EQUIPMENT PLACEMENT FROM THAT SHOWN ON THIS DRAWING MAY AFFECT THE AIRFLOW AND / OR TYPES OF HOODS REQUIRED. CHANGES OCCUR, A RECALCULATION EXHAUST AIRFLOW MAY BE REQUIRED.

☐ REVISE AND RESUBMIT
APPROVED FOR FABRICATION
☐ WITH NO CHANGES ☐ WITH CHANGES AS NOTED
APPROVED BY: DATE

MAIL APPROVED DRAWINGS TO APPROPRIATE FACTORY BELOW: ☐

HALTON CO. (CANADA)
7550 LAWSON ROAD UNIT 1
MISSISSAUGA, ONTARIO L4W 1W1
1–905–624–0301

HALTON CO. (USA)
2000 INDUSTRIAL DRIVE
SOUTH HOUSTON, TX 77564
1–270–237–5600

WEBSITE: WWW.HALTONCOMPANY.COM

REV.	REVISION DESCRIPTION	BY	DATE
1	ADDED MUA PLENUMS	DR	6.21.18
2	UPDATED TO KVE	AF	09.26.18
3	CHANGE HOOD#	MAB	11.12.18
4	NO CHANGE	DR	1.23.19
5			
6			
7			

PROJECT: SOUTH HIGH SCHOOL
LOCATION:
DRAWN BY: WU DATE: 09.18.17
SCALE: NOT TO SCALE
CONSULTANT: COLEBURN & GUYETTE

DRAWING TITLE: DEMAND CONTROL DETAILS
DRAWING No.: U17–703
REV. NO.: 3 SHEET NO.: 5 of 5

Halton

GREASE SENSOR DUCT DETAIL

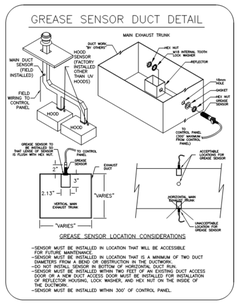

GREASE SENSOR LOCATION CONSIDERATIONS

-SENSOR MUST BE INSTALLED IN LOCATION THAT WILL BE ACCESSIBLE FOR FUTURE MAINTENANCE.
-SENSOR MUST BE INSTALLED IN LOCATION THAT IS A MINIMUM OF TWO DUCT DIAMETERS FROM A BEND OR OBSTRUCTION IN THE DUCTWORK.
-DO NOT INSTALL SENSOR IN BOTTOM OF HORIZONTAL DUCT RUN.
-SENSOR MUST BE INSTALLED IN MAIN DUCT. A NEW MAIN DUCT ACCESS DOOR OR A NEW DUCT ACCESS DOOR MUST BE INSTALLED FOR INSTALLATION OF REFLECTOR HOUSING, LOCK WASHER, AND HEX NUT ON THE INSIDE OF THE DUCTWORK.
-SENSOR MUST BE INSTALLED WITHIN 300' OF CONTROL PANEL.

VARIABLE FREQUENCY DRIVE (VFD)

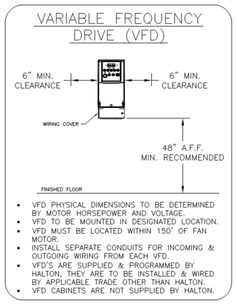

- VFD PHYSICAL DIMENSIONS TO BE DETERMINED BY MOTOR HORSEPOWER AND VOLTAGE.
- VFD TO BE MOUNTED IN DESIGNATED LOCATION.
- VFD MUST BE LOCATED WITHIN 150' OF FAN MOTOR.
- INSTALL SEPARATE CONDUITS FOR INCOMING & OUTGOING WIRING FROM EACH VFD.
- VFD'S ARE SUPPLIED & PROGRAMMED BY HALTON, THEY ARE TO BE INSTALLED & WIRED BY APPLICABLE TRADE OTHER THAN HALTON.
- VFD CABINETS ARE NOT SUPPLIED BY HALTON.

M.A.R.V.E.L. CONTROL PANEL

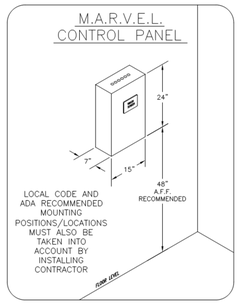

LOCAL CODE AND ADA RECOMMENDED MOUNTING POSITIONS/LOCATIONS MUST ALSO BE TAKEN INTO ACCOUNT BY INSTALLING CONTRACTOR

Halton M.A.R.V.E.L. TOUCH SCREEN

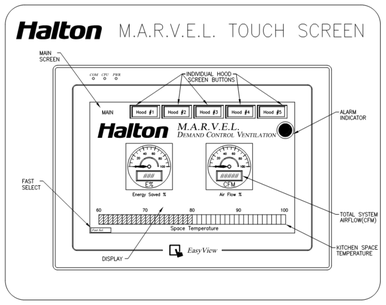

M.A.R.V.E.L. SYSTEM

M.A.R.V.E.L. EQUIPMENT CONNECTED LOADS

M.A.R.V.E.L. CONTROL PANEL= 10 AMPS EA.

M.A.R.V.E.L. PLC AT EACH HOOD SECTION= 4 AMPS EA.

ALL CIRCUITS ARE NOT TO EXCEED 15 AMP

NOTES:
- – – – – – – FIELD WIRING (BY E.C.) – 120V – 12AWG MIN.–10AWG MAX.
- — — — — FIELD WIRING (BY E.C.) – 24V – 22AWG MIN.–16AWG MAX.
- — — — — — SHIELDED NETWORK CABLES – PROVIDED BY HALTON FIELD INSTALLED BY OTHERS

(FIG 1–1)

SPACE TEMPERATURE SENSOR

2 CONDUCTOR/SHIELDED #18AWG 18/7 TO M.A.R.V.E.L. CONTROL PANEL BY ELECTRICAL CONTRACTOR

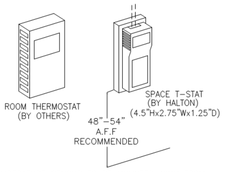

TEMPERATURE SENSOR TO BE MOUNTED AWAY FROM VARYING SOURCES OF HEAT. USUALLY IN CLOSE PROXIMITY TO THE ROOM THERMOSTAT. SENSOR TO BE LOCATED IN SAME "ZONE" AS HOODS THEY SERVE, BY NO CLOSER THAN 10'–12' FROM THE EXHAUST HOOD OR ANY OTHER UNHOODED APPLIANCES.

LAMOUREUX PAGANO ASSOCIATES. ARCHITECTS
108 GROVE STREET, SUITE 300
WORCESTER, MASSACHUSETTS 01605

MEMBER OF THE AMERICAN INSTITUTE OF ARCHITECTS

CONSULTANT

OWNER

Worcester Public Schools

Project North

PROJECT

Final Bid Package

South High Community School

170 Apricot Street, Worcester, MA 01603

TITLE

Foodservice Equipment Details

Key Plan

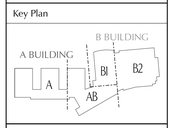

REVISIONS

No.	Description	Date

FILE:

DWN. BY: Author | JOB NO: #1611
CKD. BY: Checker | SCALE:
DATE: January 31, 2019

K6.5